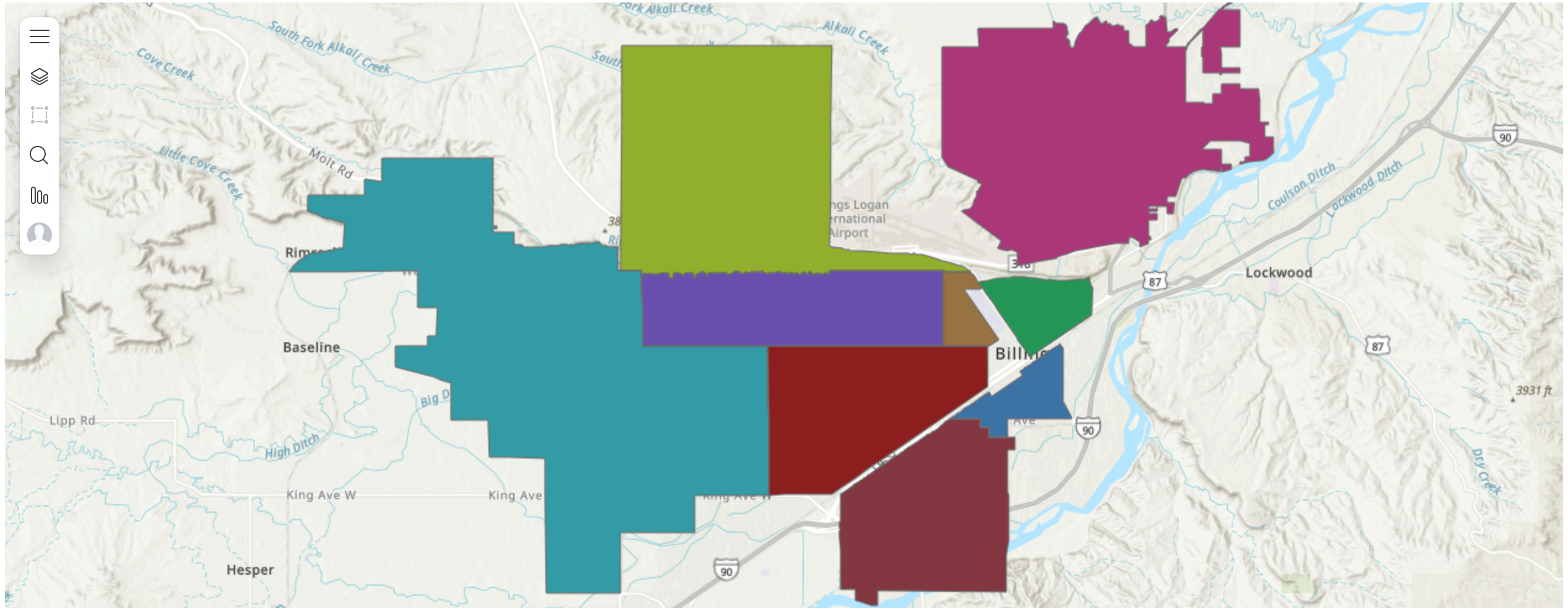


# BPD Neighborhood TF Report

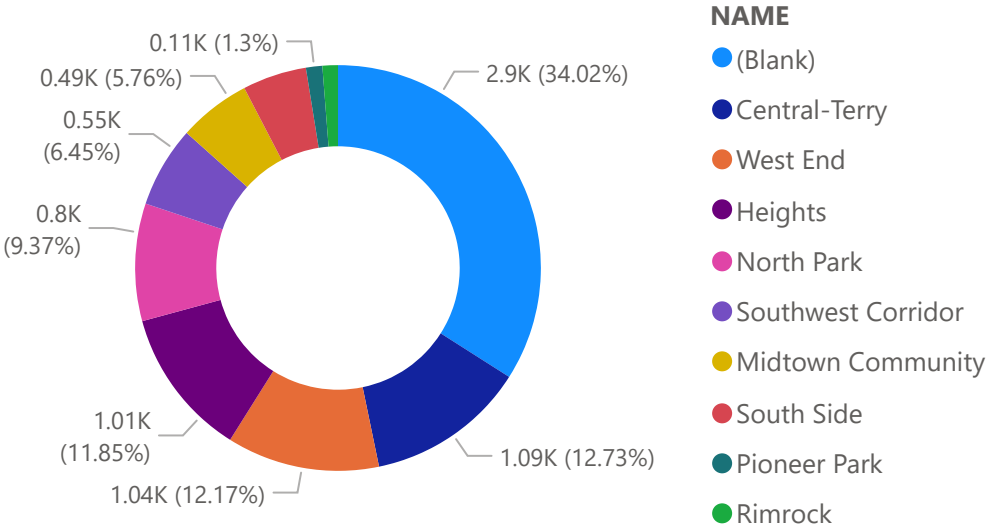
October 2025



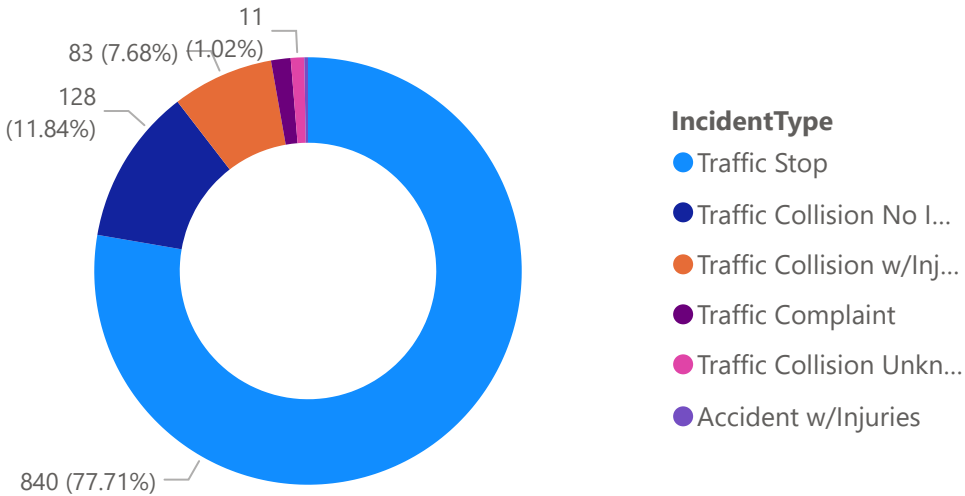
# Monthly Report: Traffic

Billing Police Department, October 2025

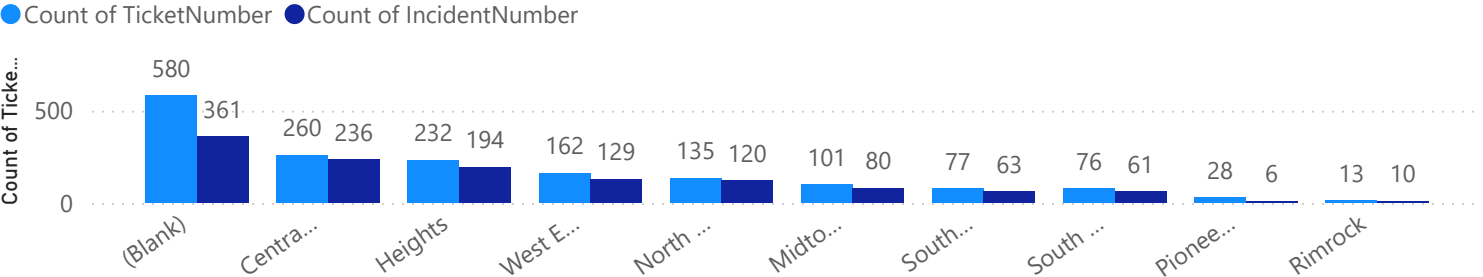
## Traffic Incident Count by TF Area



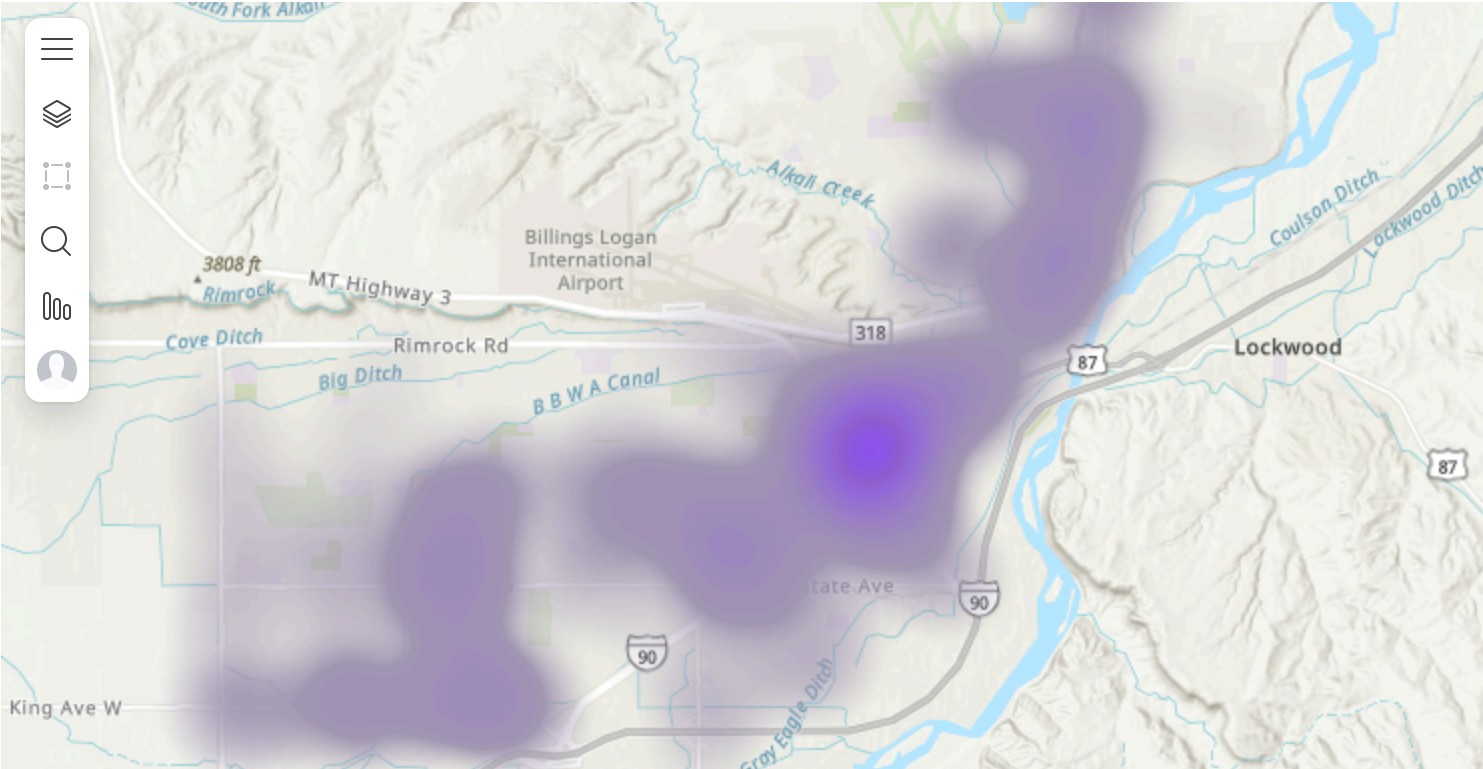
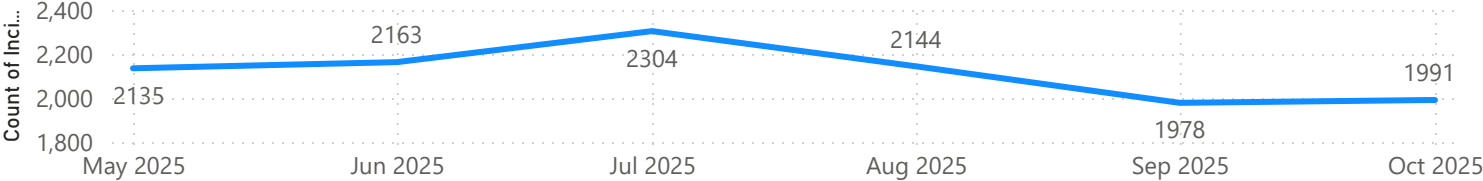
## Traffic Incidents by Type



## Ticket Numbers



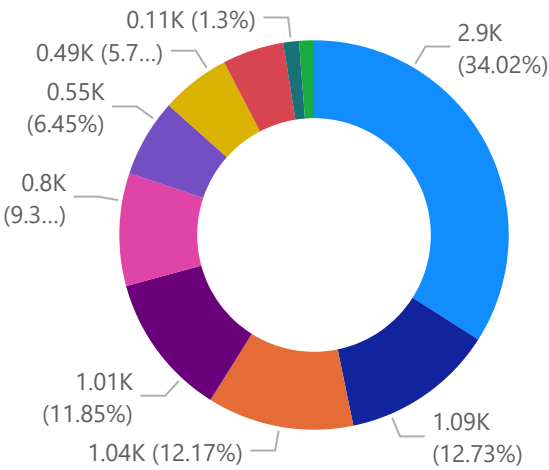
## 6 Month Rolling Total Traffic



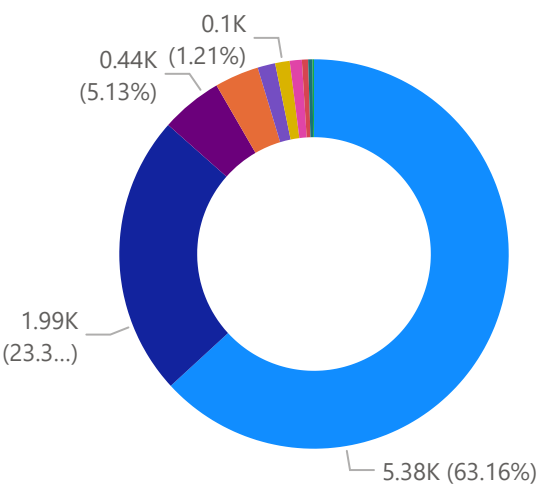
# Monthly Report: Incidents

Billing Police Department, October 2025

Count of IncidentType by NAME



Incidents by Type



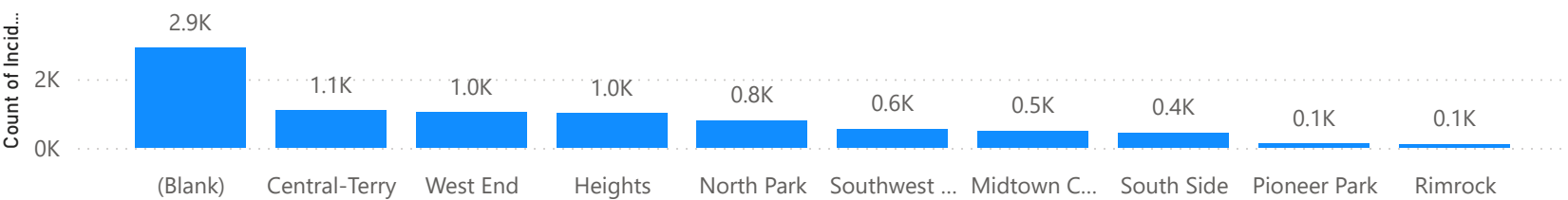
NAME

- (Blank)
- Central-Terry
- West End
- Heights
- North Park
- Southwest Corrid...
- Midtown Comm...
- South Side
- Pioneer Park
- Rimrock

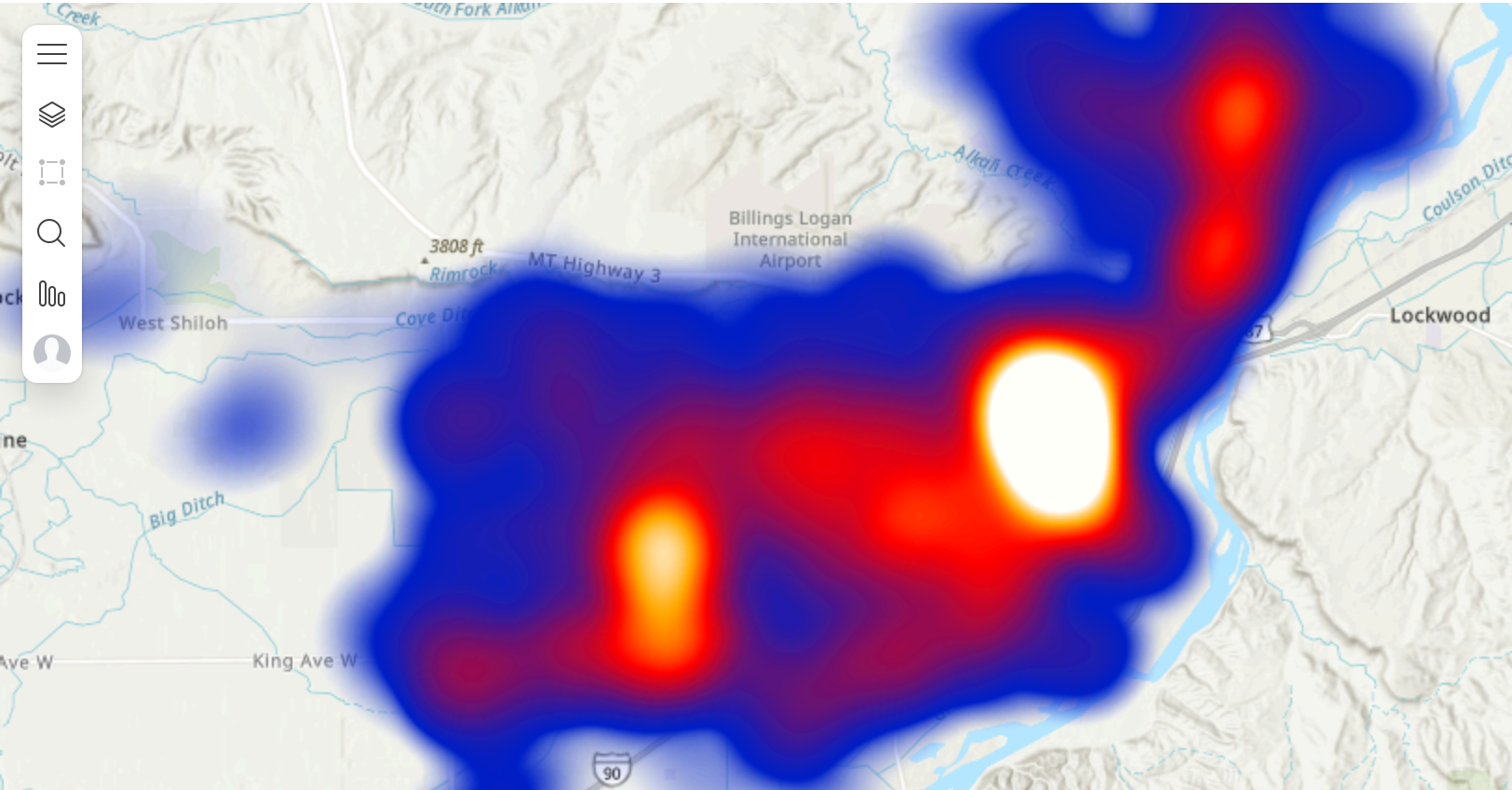
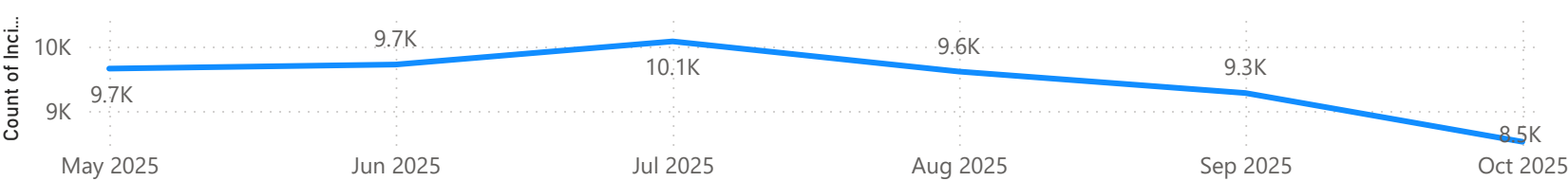
Crime\_Category

- Other
- Traffic
- Theft
- Unwanted Persons
- Violent
- DUI
- Family
- Sex Crimes
- Missing Persons
- Suicide and Men...

August Incident Numbers



6 Month Rolling Total





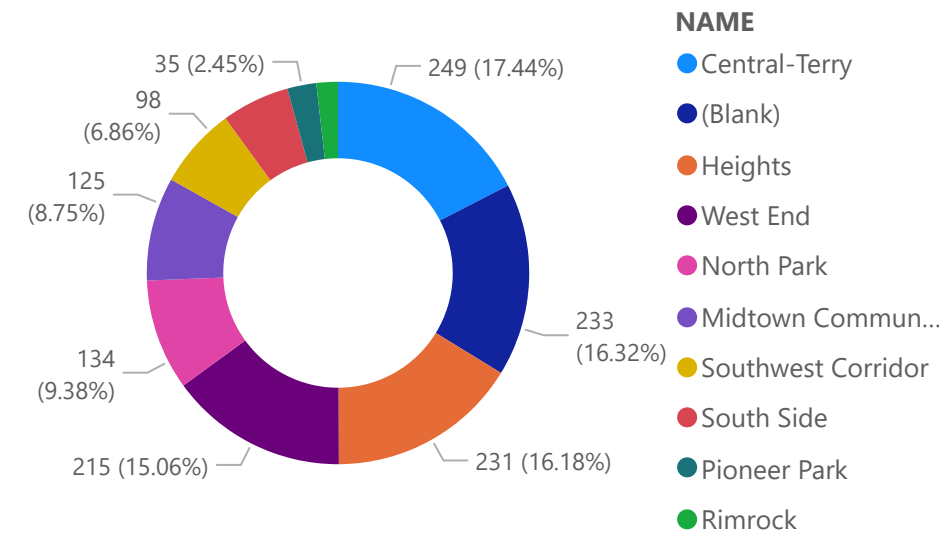
# Monthly Report: Monthly Cases

Billing Police Department, October 2025

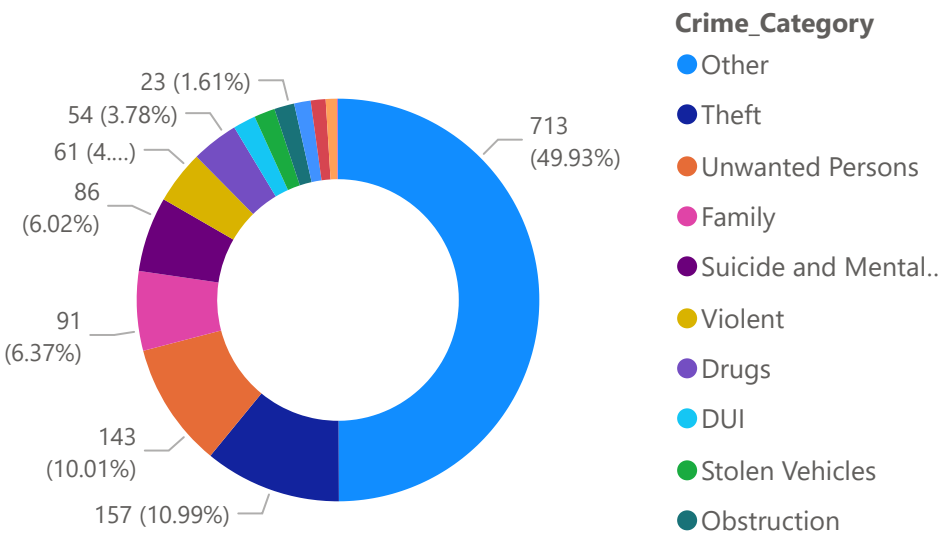
619

Count of Arrest...

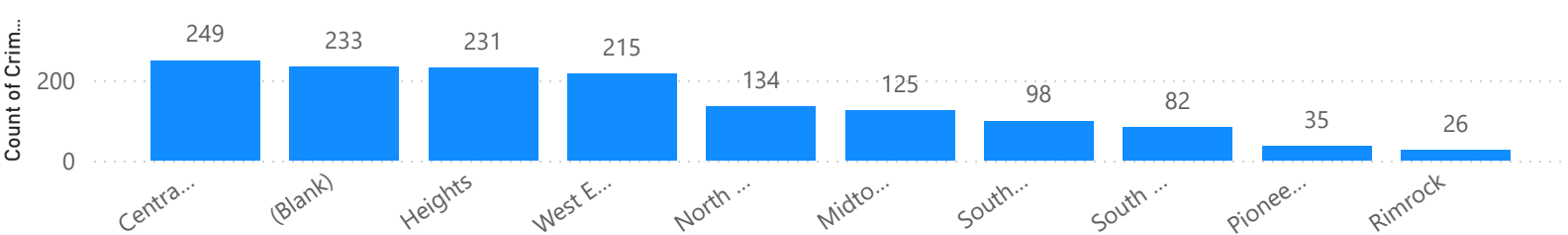
Count of CaseNumber by NAME



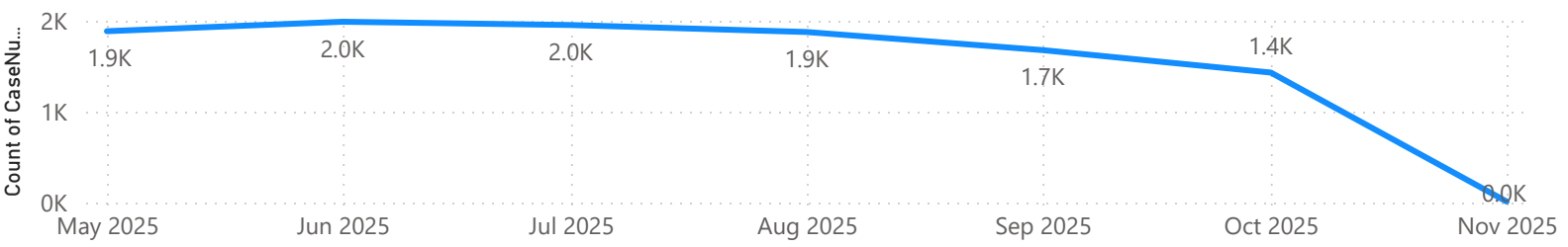
Traffic Incidents by Type



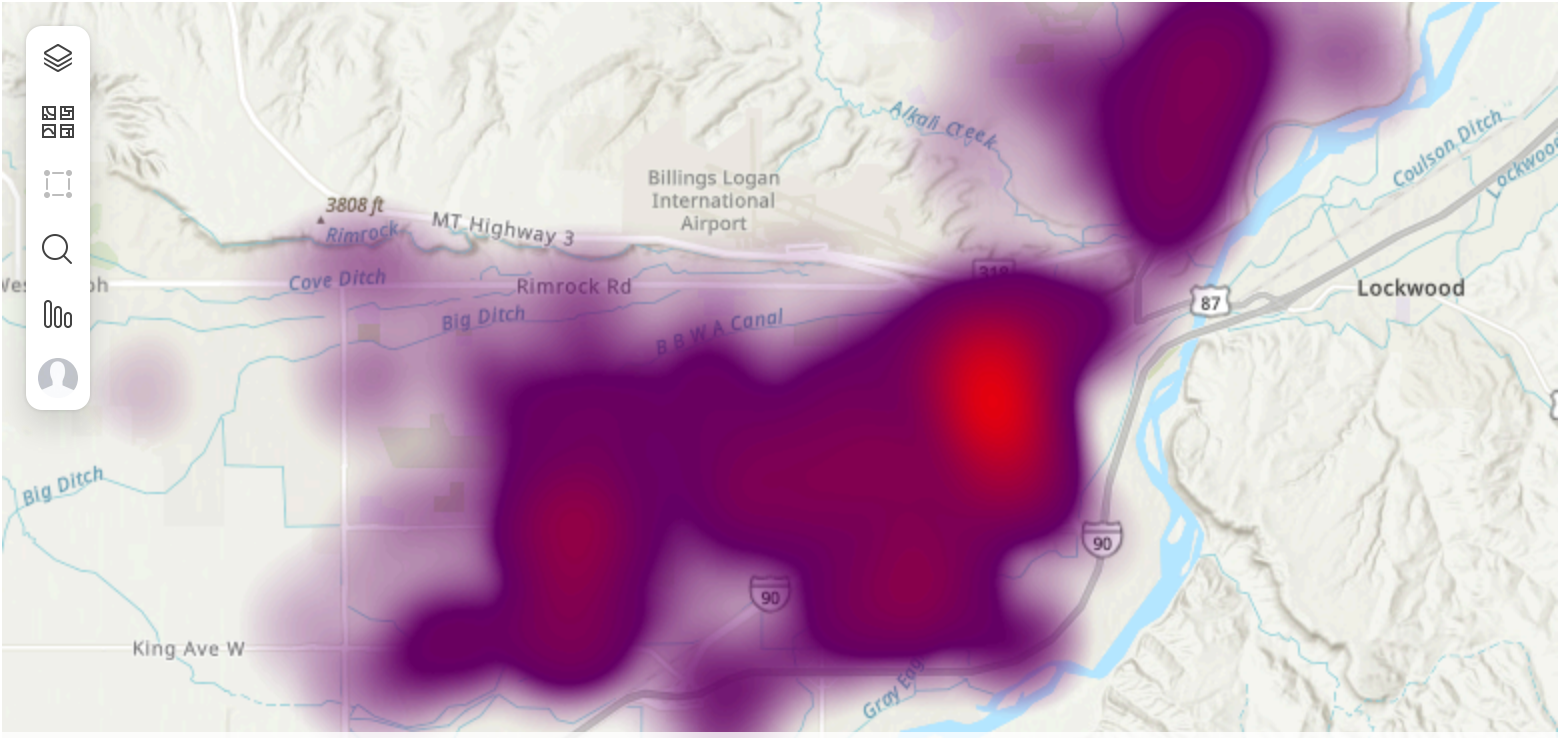
Count of Crime\_Category by NAME



Cases Rolling Total



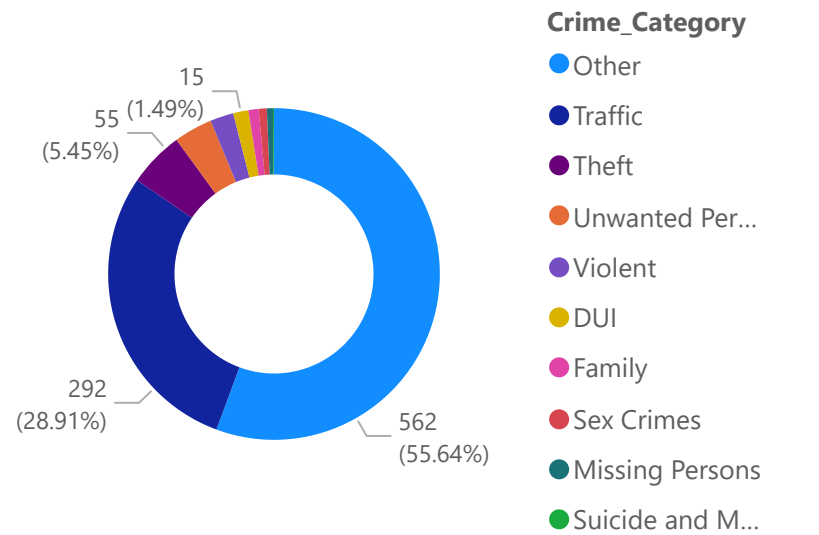
TaskForce\_ and CaseNumber



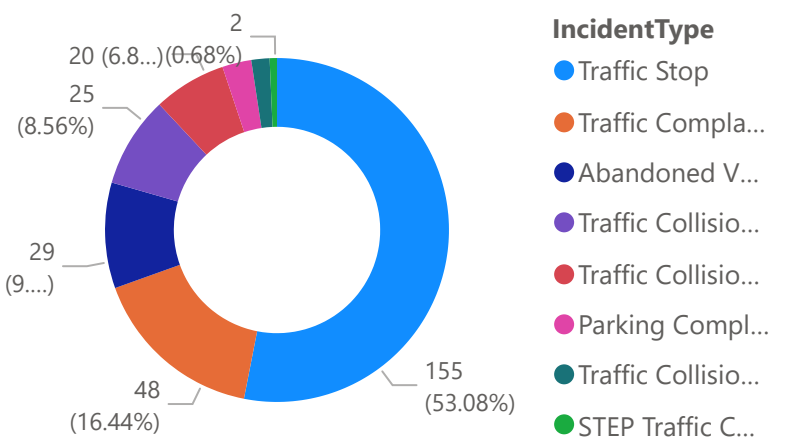
# Monthly Report: Heights

Billing Police Department, October 2025

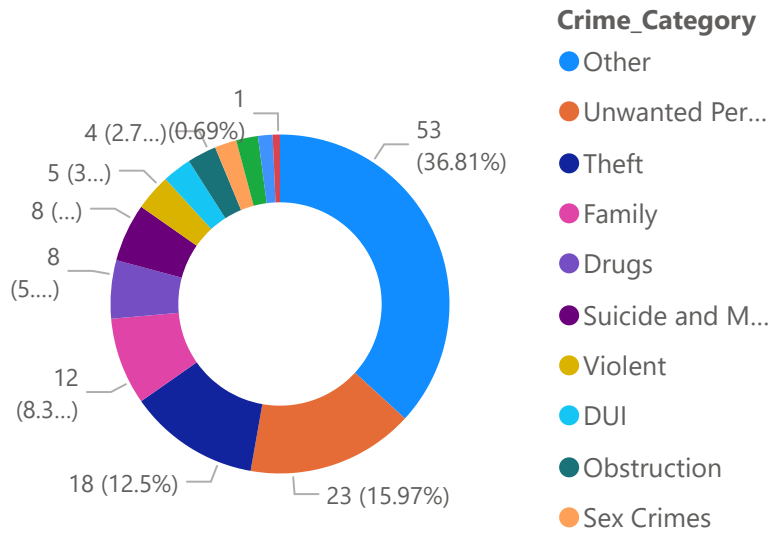
Incidents



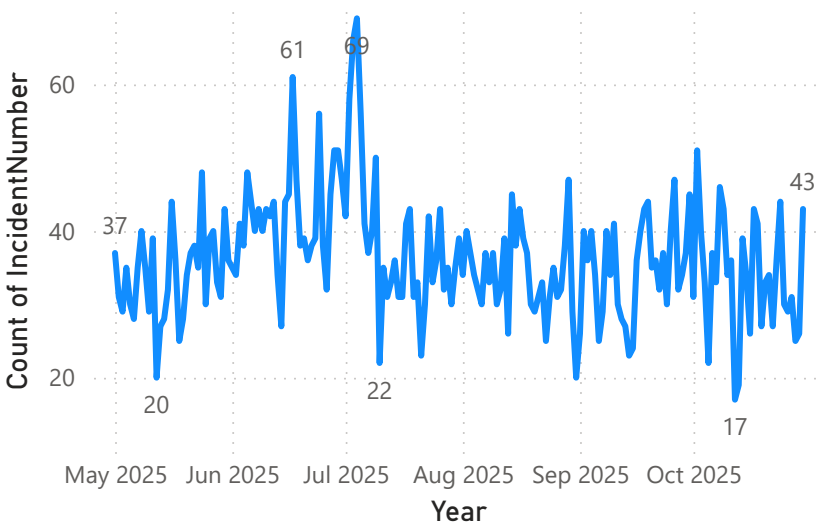
Traffic



Count of IncidentNumber  
Count of TicketNumber  
Count of ArrestNumber  
Count of CaseNumber by Crime\_Category



Rolling Total Incidents



DayName	00	01	02	03	04	05	06	07	08	09	10	11	12	13	14	15	16	17	18	19	20	21	22	23
Friday	122	91	72	31	35	47	66	100	192	165	197	196	186	212	247	282	203	224	188	179	165	187	210	172
Monday	94	82	61	46	45	44	54	116	154	171	202	197	156	146	179	221	231	201	170	179	224	168	153	121
Saturday	128	126	86	69	54	29	58	60	105	165	147	166	169	166	138	181	175	172	183	184	166	195	208	191
Sunday	132	123	97	49	57	40	55	74	88	135	148	169	151	170	182	171	165	169	165	154	194	151	153	134
Thursday	120	86	86	48	39	34	82	129	197	202	197	191	200	219	228	257	211	251	236	181	205	171	176	143
Tuesday	88	59	50	47	46	41	87	129	183	191	201	200	166	202	232	256	226	231	196	195	194	154	140	120
Wednesday	93	67	54	49	36	49	64	141	185	199	190	192	167	247	254	234	254	220	203	190	204	151	179	135

# Monthly Report: Central\_Terry

Billing Police Department, October 2025

1085

Count of IncidentNumber

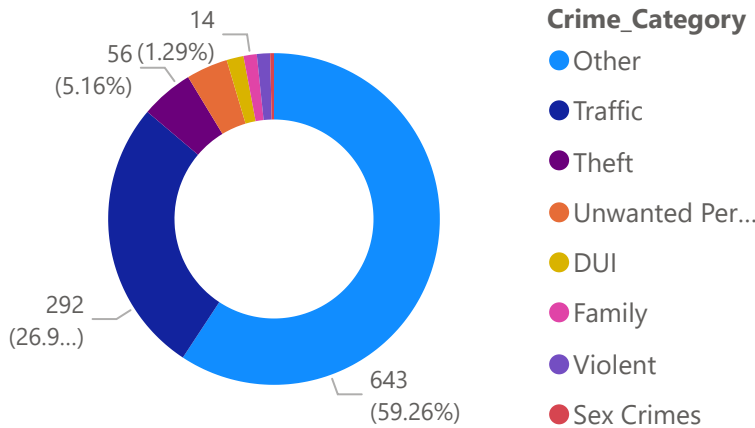
174

Count of TicketNumber

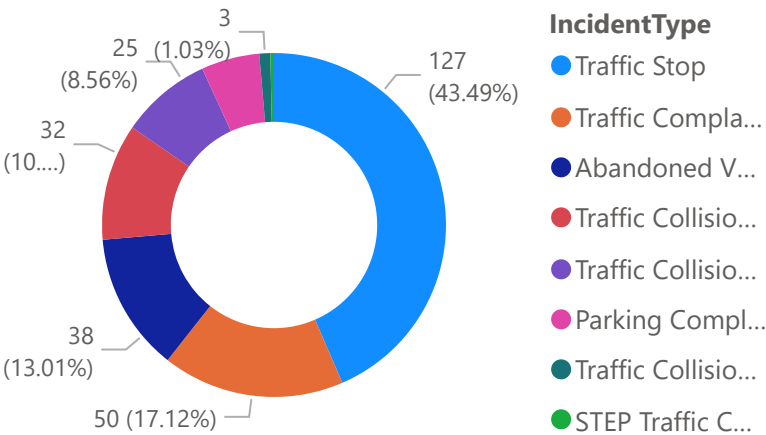
146

Count of ArrestNumber

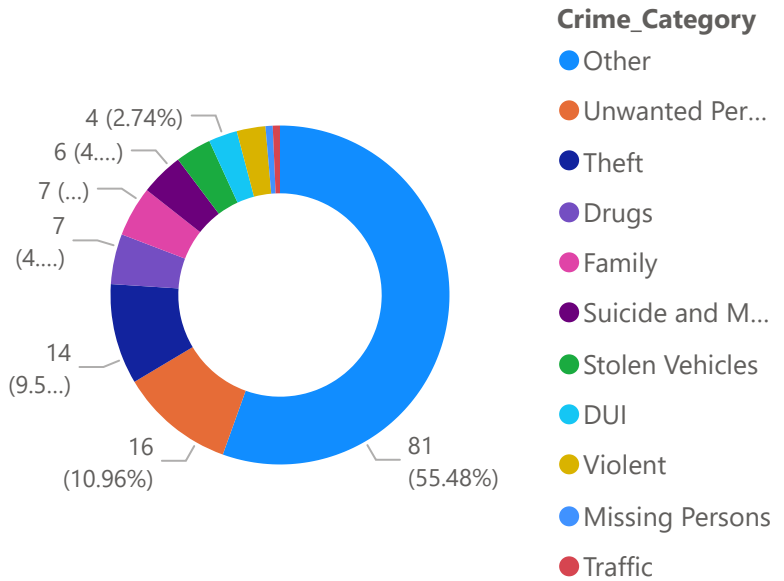
Incidents



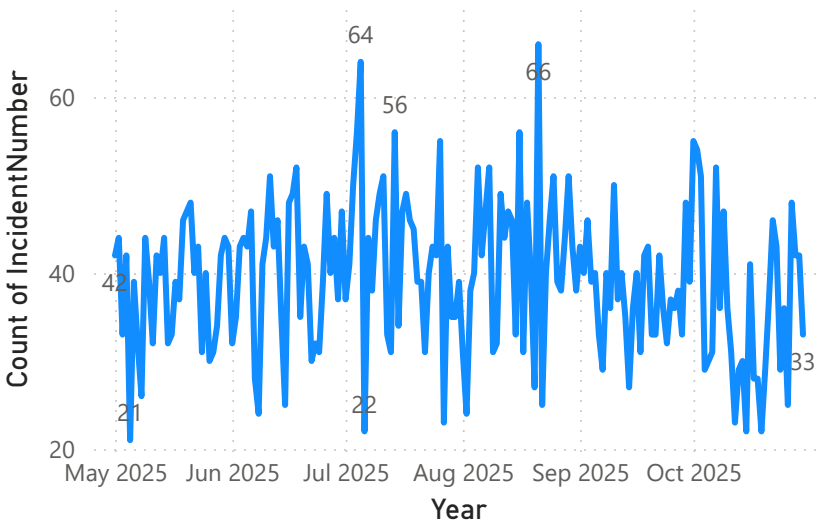
Traffic



Count of CaseNumber by Crime\_Category



Rolling Total Incidents



DayName	00	01	02	03	04	05	06	07	08	09	10	11	12	13	14	15	16	17	18	19	20	21	22	23
Friday	138	96	89	64	45	54	77	141	189	209	229	241	212	202	225	291	202	208	199	196	202	194	222	16
Monday	112	96	82	45	40	54	70	152	190	220	238	227	229	200	227	260	239	217	206	179	189	159	135	11
Saturday	145	119	108	79	63	44	69	102	127	165	161	170	187	192	213	173	177	188	170	165	201	177	204	18
Sunday	144	136	117	78	47	40	57	89	120	150	169	126	151	180	151	149	168	164	156	143	168	150	150	10
Thursday	93	94	73	32	38	44	73	167	194	233	224	216	213	257	261	302	242	269	227	186	200	198	169	17
Tuesday	100	84	58	39	30	49	64	131	203	228	215	235	231	240	268	255	229	247	201	198	168	153	133	13
Wednesday	90	72	60	25	47	46	67	150	226	195	251	226	222	222	204	288	257	227	187	200	180	182	155	15

# Monthly Report: Midtown

Billing Police Department, October 2025

491

Count of IncidentNumber

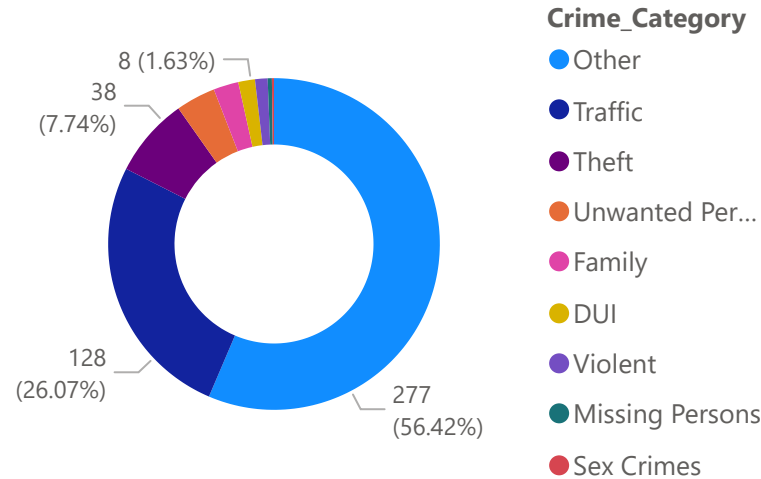
61

Count of TicketNumber

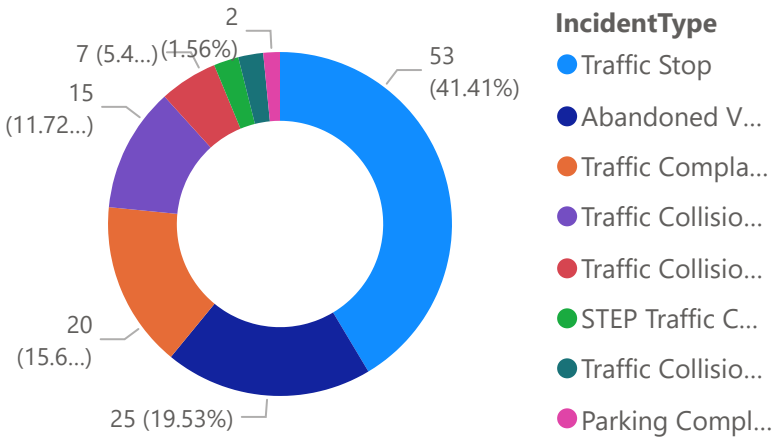
66

Count of ArrestNumber

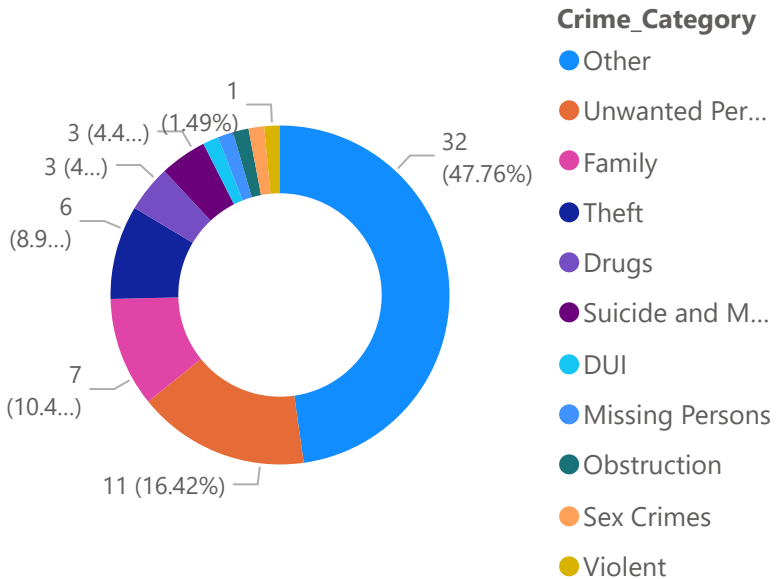
Incidents



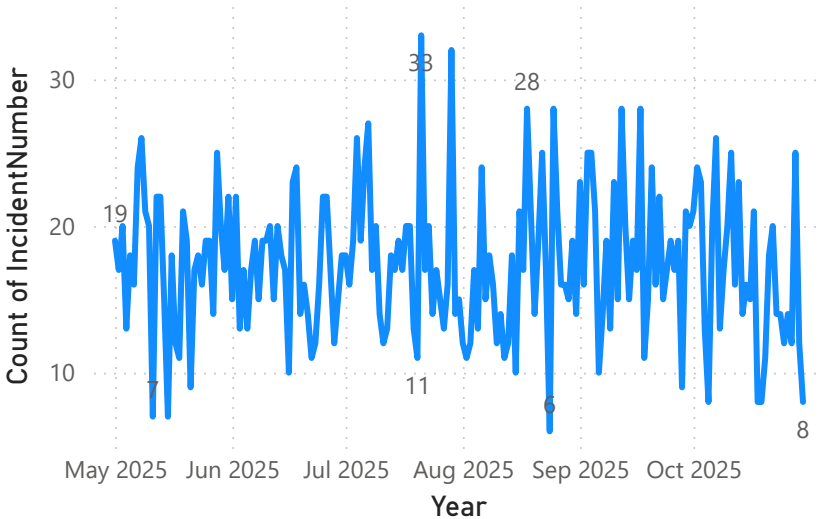
Traffic



Count of CaseNumber by Crime\_Category



Rolling Total Incidents



DayName	00	01	02	03	04	05	06	07	08	09	10	11	12	13	14	15	16	17	18	19	20	21	22	23
Friday	49	44	40	19	15	9	33	65	84	97	86	103	104	99	84	94	104	115	112	96	93	74	91	84
Monday	43	41	36	21	20	21	32	59	87	104	104	107	100	95	121	119	98	116	82	98	77	60	69	51
Saturday	52	50	40	34	22	11	29	41	51	53	77	94	85	88	71	79	83	58	91	78	77	71	108	93
Sunday	73	68	46	41	17	14	29	38	52	75	67	85	82	67	95	83	71	79	66	61	66	61	61	53
Thursday	55	39	30	22	28	20	23	54	99	88	94	113	90	75	122	112	109	107	108	74	69	64	72	67
Tuesday	48	32	35	19	14	25	33	63	126	91	106	108	115	91	101	126	104	103	57	91	88	64	81	55
Wednesday	46	35	33	25	22	16	27	79	120	93	106	95	100	100	116	110	128	89	90	75	69	71	61	51

# Monthly Report: North Park

Billing Police Department, October 2025

798

Count of IncidentNumber

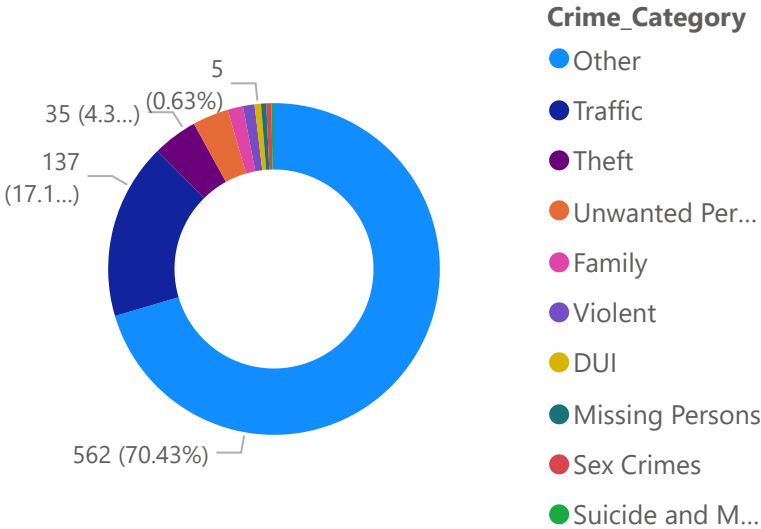
97

Count of TicketNumber

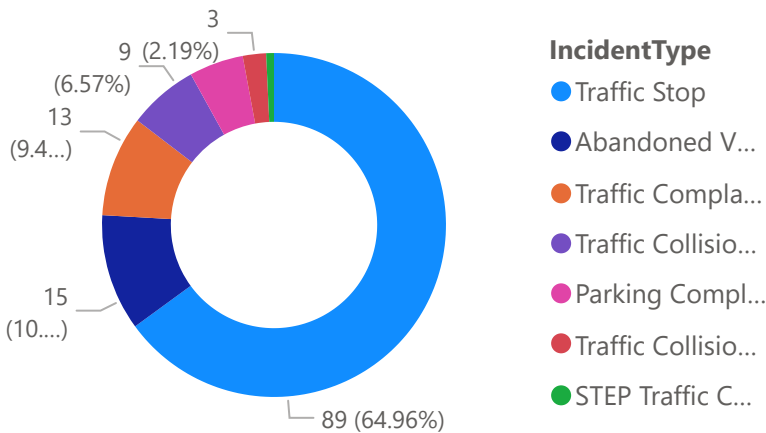
438

Count of ArrestNumber

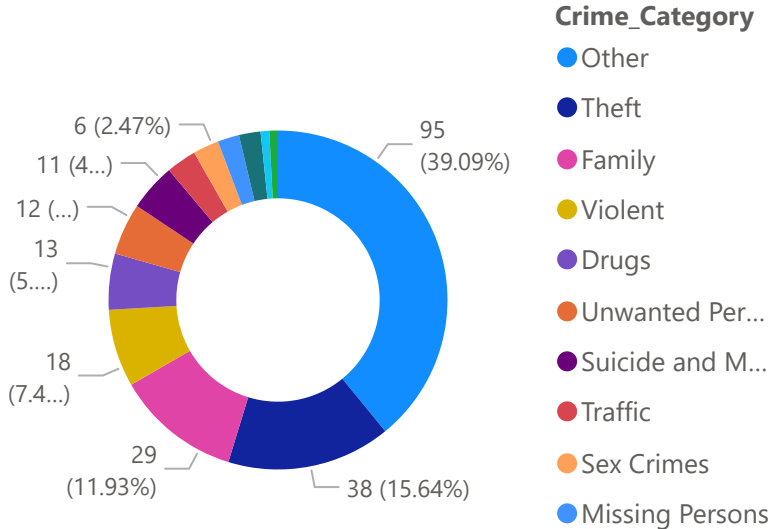
Incidents



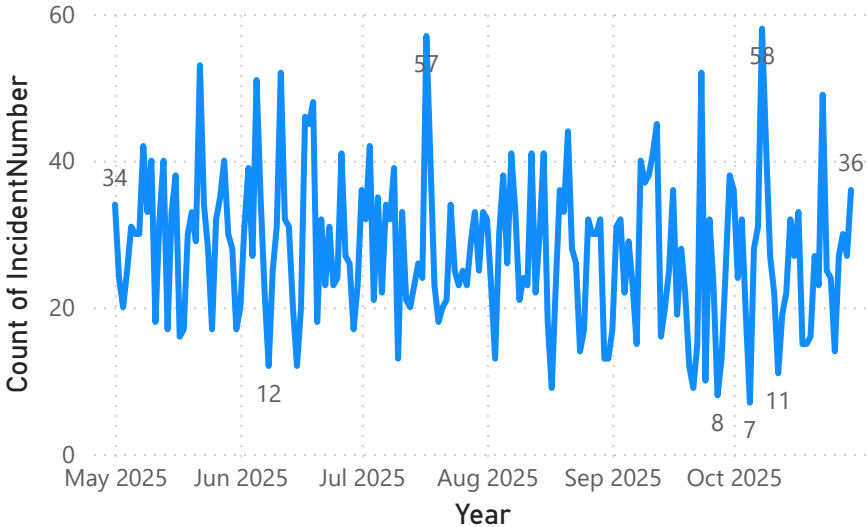
Traffic



Count of CaseNumber by Crime\_Category



Rolling Total Incidents



DayName	00	01	02	03	04	05	06	07	08	09	10	11	12	13	14	15	16	17	18	19	20	21	22	23
Friday	58	42	55	41	38	29	59	109	170	208	219	205	199	229	245	244	179	169	142	123	114	127	92	87
Monday	91	71	39	37	43	28	75	109	135	186	186	191	155	208	213	198	158	147	102	108	82	84	75	63
Saturday	97	79	70	45	26	29	39	63	84	96	102	98	137	112	132	136	126	104	99	94	111	119	123	94
Sunday	80	50	57	40	26	37	29	38	58	67	82	80	107	103	94	105	97	109	100	88	104	79	90	80
Thursday	66	58	49	47	35	66	86	105	165	211	266	251	310	377	307	257	229	163	139	131	118	98	105	65
Tuesday	75	61	53	29	41	54	69	104	198	176	245	314	423	395	359	280	175	160	152	119	110	88	99	75
Wednesday	63	49	38	34	34	47	65	98	181	176	204	220	289	283	256	278	190	197	149	105	125	98	122	74



# Monthly Report: Pioneer Park

Billing Police Department, October 2025

111

Count of IncidentNumber

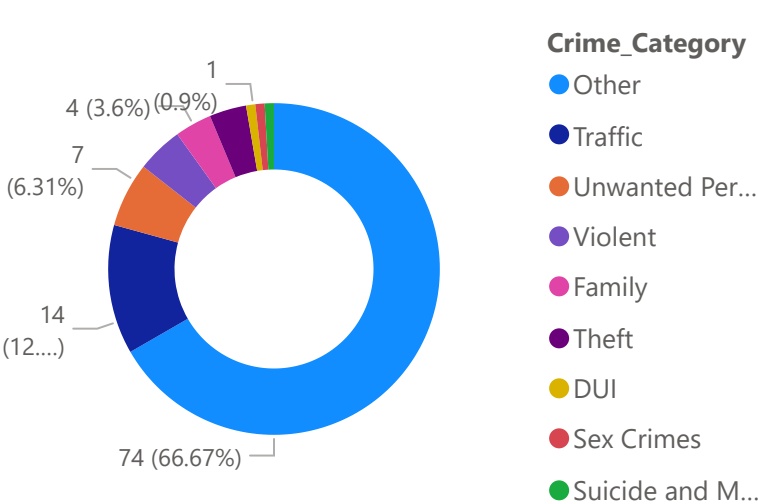
5

Count of TicketNumber

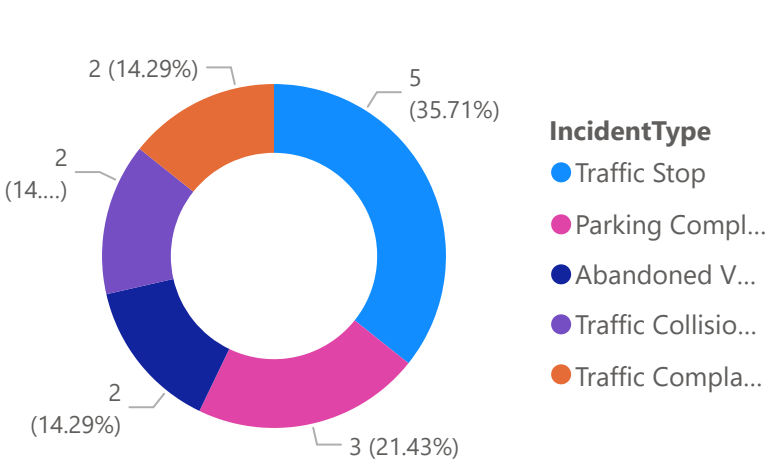
3

Count of ArrestNumber

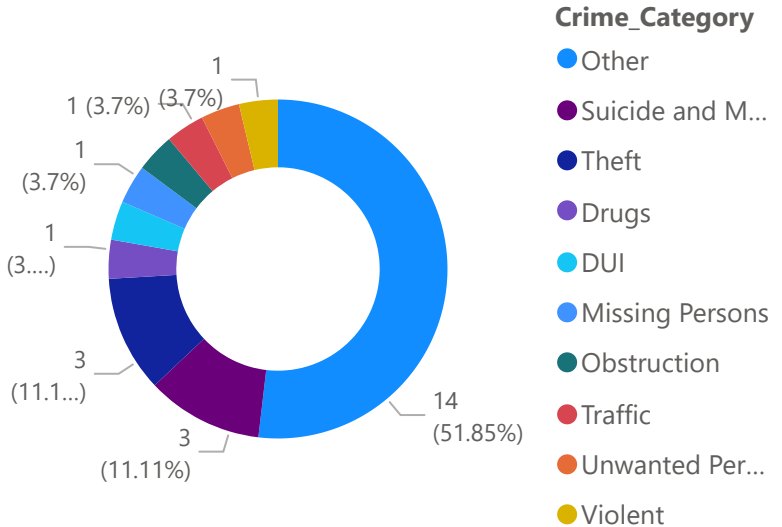
Incidents



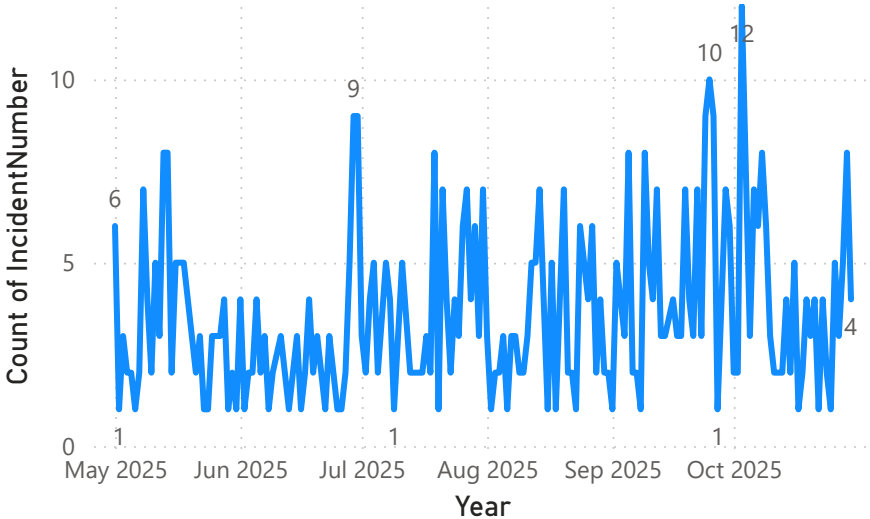
Traffic



Count of CaseNumber by Crime\_Category



Rolling Total Incidents



DayName	00	01	02	03	04	05	06	07	08	09	10	11	12	13	14	15	16	17	18	19	20	21	22	23
Friday	6	9	6	5	1	4	1	18	21	20	29	28	27	27	21	18	19	47	21	21	26	13	17	12
Monday	11	10	6	5	4	6	7	18	14	18	23	23	20	24	18	14	19	22	13	21	18	26	8	16
Saturday	14	12	7	5	4	4	5	4	12	22	16	13	13	11	13	15	14	16	9	16	10	15	19	5
Sunday	16	6	9	5	4	5	7	10	14	20	6	24	17	16	18	23	14	17	15	13	15	17	10	17
Thursday	10	7	2	8	7	4	6	20	17	13	31	18	18	22	16	21	28	19	16	18	23	14	20	15
Tuesday	11	7	6	5	4	5	10	13	22	26	23	22	26	26	24	21	18	19	18	16	11	22	9	14
Wednesday	7	11	8	4	5	3	4	16	24	24	23	24	27	25	20	25	32	21	12	18	13	15	12	11

# Monthly Report: Rimrock

Billing Police Department, October 2025

105

Count of IncidentNumber

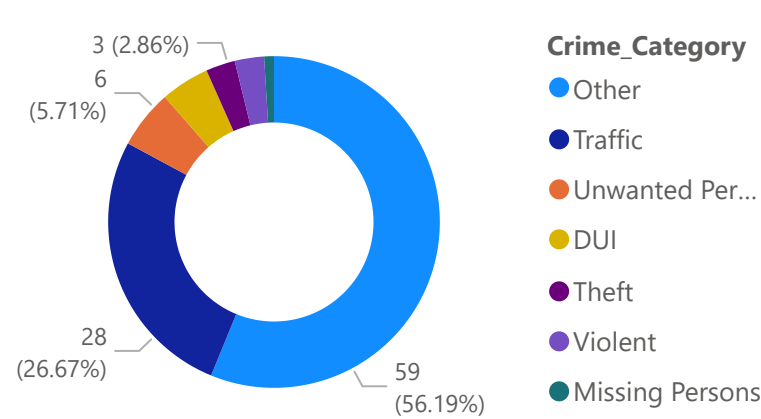
9

Count of TicketNumber

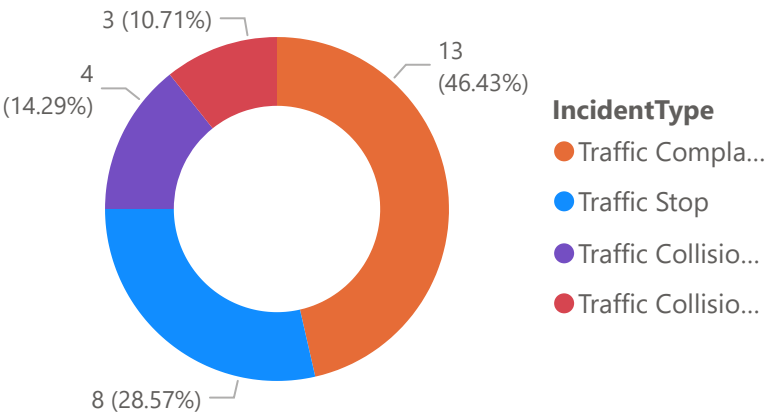
1

Count of ArrestNumber

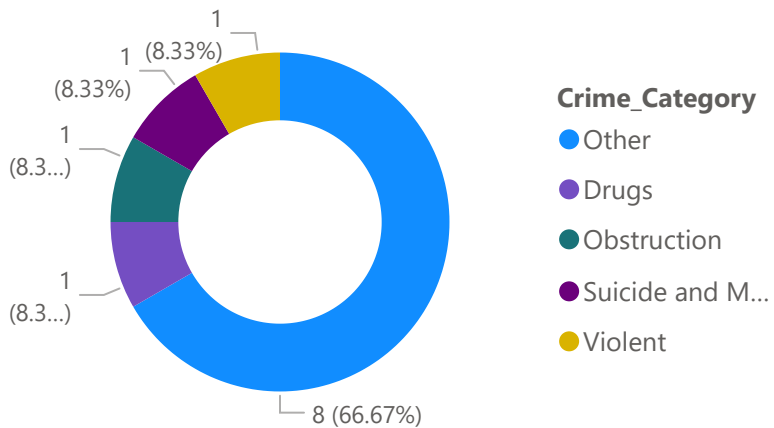
Incidents



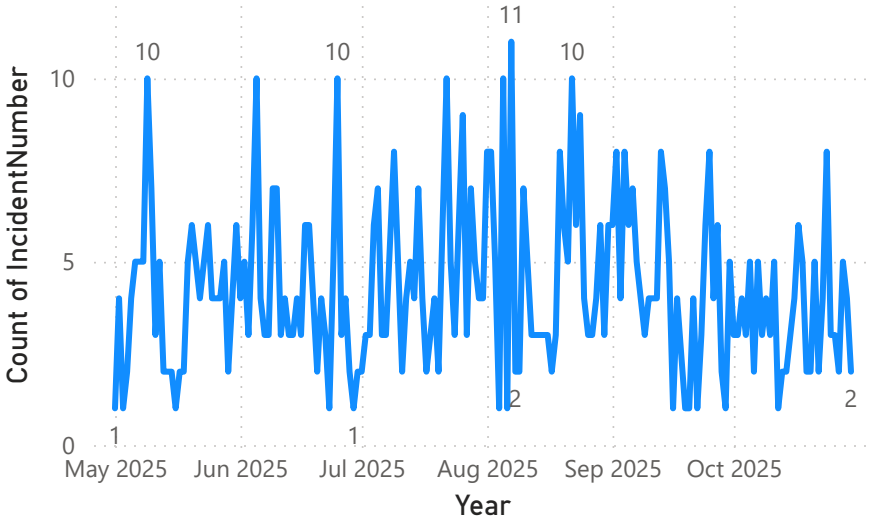
Traffic



Count of CaseNumber by Crime\_Category



Rolling Total Incidents



DayName	00	01	02	03	04	05	06	07	08	09	10	11	12	13	14	15	16	17	18	19	20	21	22	23
Friday	28	11	16	5	8	7	8	15	14	15	18	21	12	11	19	20	23	13	11	11	21	18	29	26
Monday	11	1	6	3	5	9	7	24	20	12	19	17	20	18	11	22	30	26	20	16	14	15	10	12
Saturday	8	10	14	17	6	9	8	8	10	19	19	19	11	25	14	18	18	15	20	16	14	26	26	22
Sunday	7	15	27	8	10	2	7	9	7	14	10	19	16	8	13	13	19	18	15	9	16	11	14	19
Thursday	14	11	9	7	7	8	13	22	20	20	22	25	17	19	21	36	20	31	20	18	56	16	18	14
Tuesday	9	10	9	8	3	10	10	13	18	15	15	20	15	17	29	29	26	28	17	9	29	24	29	18
Wednesday	11	15	3	6	4	4	13	7	19	18	14	24	21	15	19	20	20	23	18	16	16	21	28	18

# Monthly Report: South Side

Billing Police Department, October 2025

435

Count of IncidentNumber

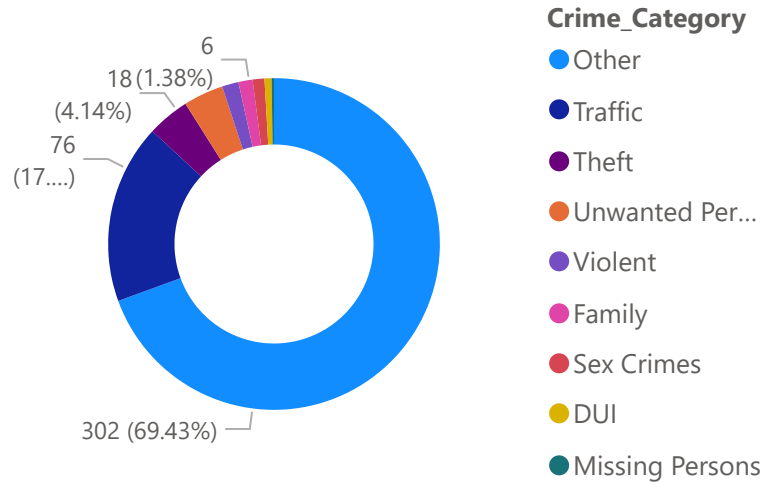
40

Count of TicketNumber

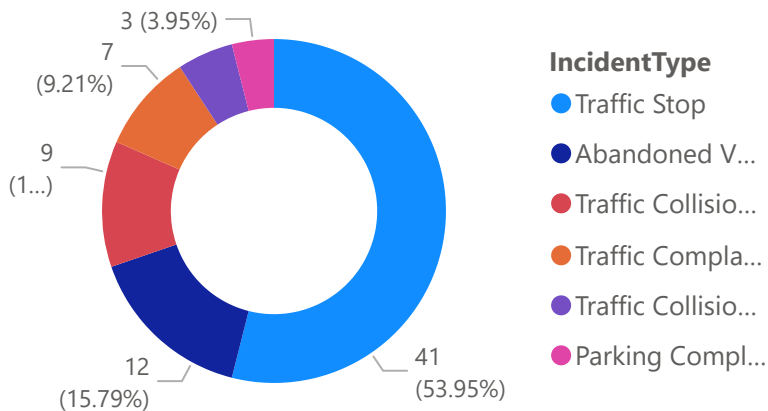
48

Count of ArrestNumber

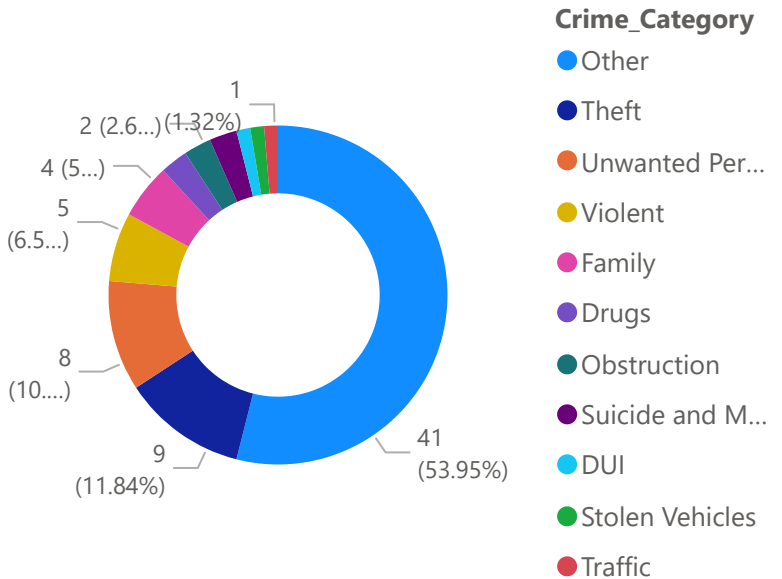
Incidents



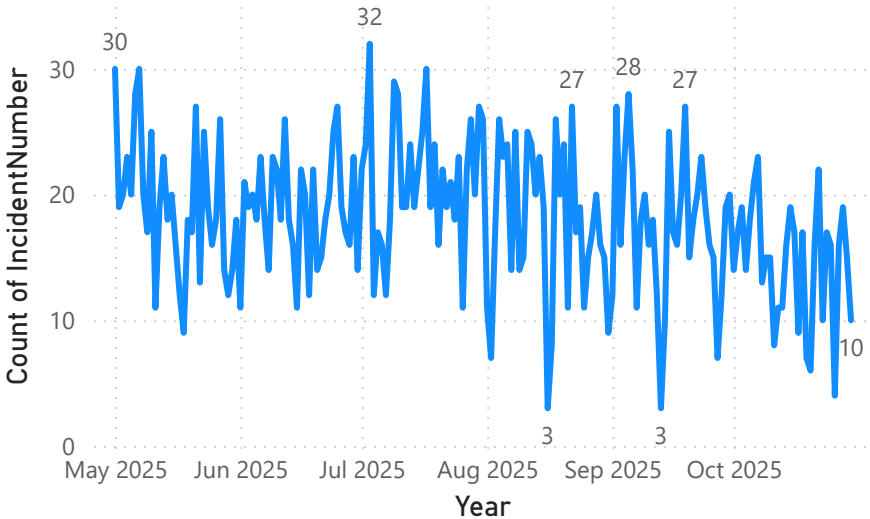
Traffic



Count of CaseNumber by Crime\_Category



Rolling Total Incidents



DayName	00	01	02	03	04	05	06	07	08	09	10	11	12	13	14	15	16	17	18	19	20	21	22	23
Friday	72	53	42	25	24	24	31	59	94	83	84	76	91	109	86	111	95	105	79	82	67	67	99	87
Monday	68	50	41	29	26	24	24	52	74	73	79	89	108	92	104	86	89	82	76	94	91	83	69	77
Saturday	57	41	49	31	21	23	32	38	57	78	66	67	72	77	60	57	74	71	85	66	62	67	108	107
Sunday	61	51	44	55	28	14	20	29	53	53	46	49	78	59	68	73	64	66	77	58	49	76	81	82
Thursday	51	48	48	21	25	21	30	52	97	67	103	93	111	109	85	121	116	84	88	94	91	67	73	70
Tuesday	62	45	58	20	25	23	29	75	75	82	100	74	110	87	107	113	96	65	93	88	77	57	86	62
Wednesday	57	48	26	25	13	23	27	53	77	83	97	84	114	86	93	118	132	92	70	76	74	59	83	65

# Monthly Report: Southwest Corridor

Billing Police Department, October 2025

550

Count of IncidentNumber

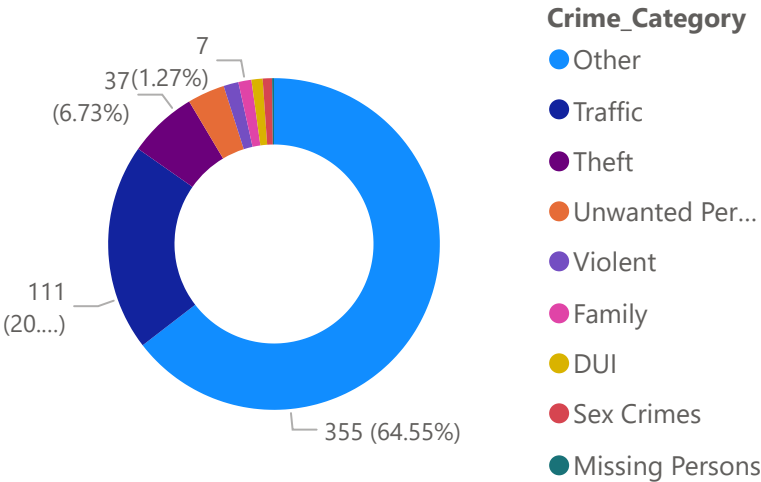
48

Count of TicketNumber

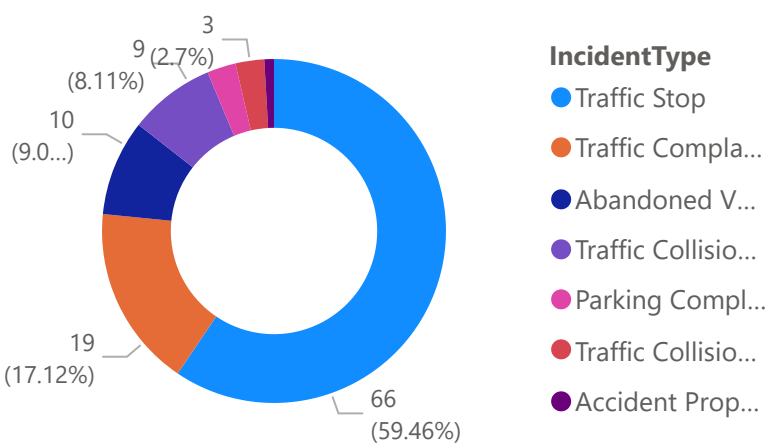
52

Count of ArrestNumber

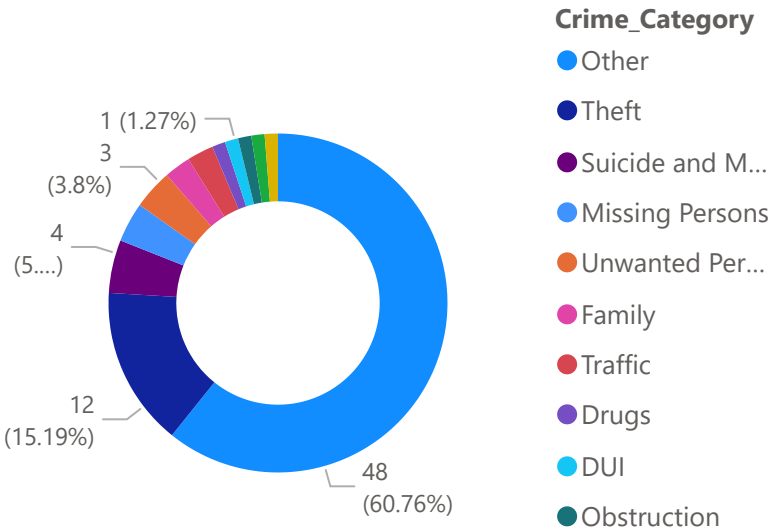
Incidents



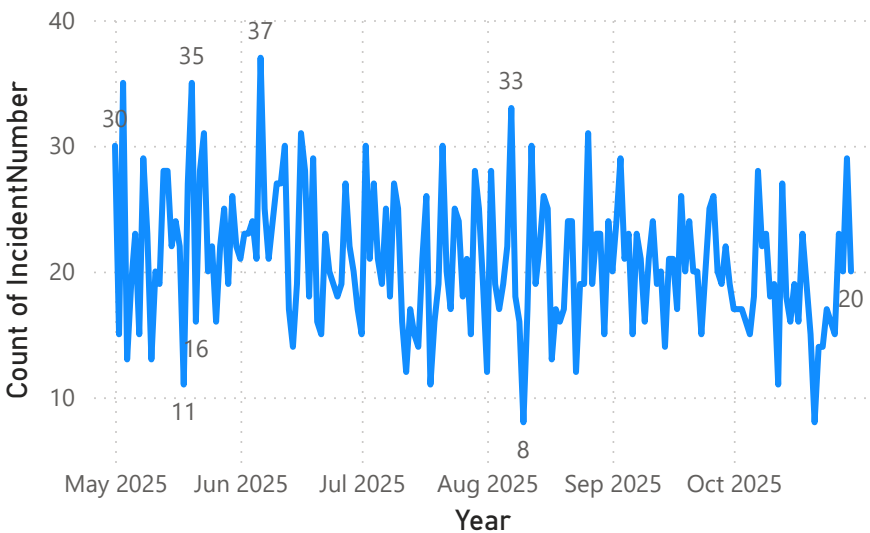
Traffic



Count of CaseNumber by Crime\_Category



Rolling Total Incidents



DayName	00	01	02	03	04	05	06	07	08	09	10	11	12	13	14	15	16	17	18	19	20	21	22	23
Friday	67	55	58	43	22	19	42	78	107	95	96	106	143	136	110	113	96	136	111	88	99	107	90	86
Monday	80	73	67	31	22	35	54	64	79	106	99	87	120	130	112	124	118	121	83	98	102	74	100	69
Saturday	90	75	56	53	36	36	54	36	71	78	95	82	98	117	97	124	104	85	87	87	100	99	102	85
Sunday	76	65	66	54	38	16	38	37	67	83	72	76	100	106	103	105	89	83	73	95	86	109	100	87
Thursday	86	64	60	43	25	28	52	72	98	107	104	105	139	108	143	129	140	105	114	102	104	119	108	98
Tuesday	78	66	50	32	30	34	44	63	84	109	109	114	114	102	135	129	118	115	116	101	128	109	105	80
Wednesday	86	64	60	39	20	24	52	69	97	98	109	85	125	123	131	124	122	124	91	108	105	91	93	79



# Monthly Report: West End

Billing Police Department, October 2025

1037

Count of IncidentNumber

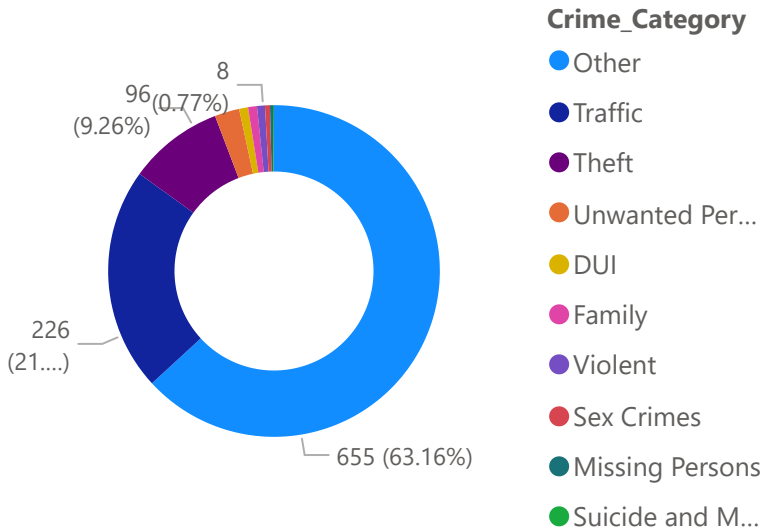
103

Count of TicketNumber

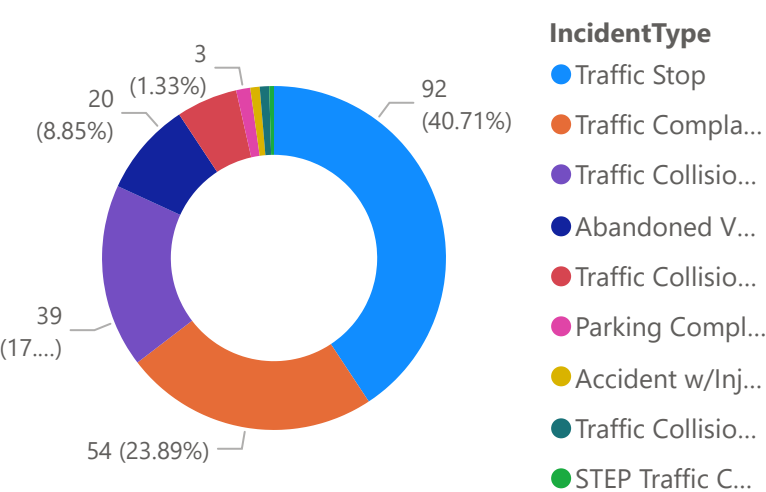
228

Count of ArrestNumber

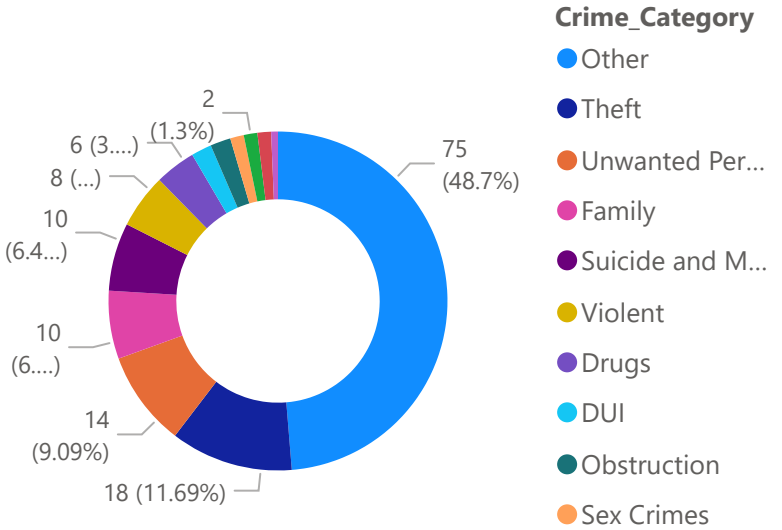
Incidents



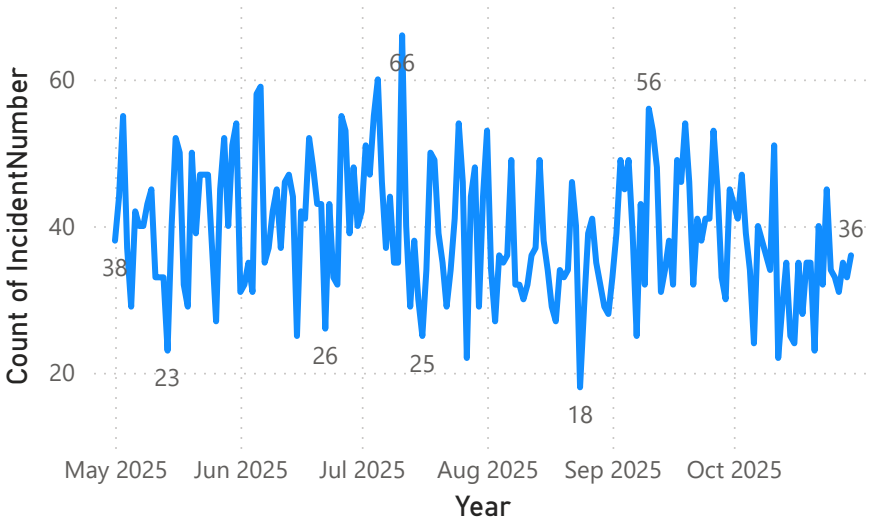
Traffic



Count of CaseNumber by Crime\_Category



Rolling Total Incidents



DayName	00	01	02	03	04	05	06	07	08	09	10	11	12	13	14	15	16	17	18	19	20	21	22
Friday	128	116	85	54	35	37	81	162	188	176	185	185	194	180	199	232	224	192	235	234	227	237	290
Monday	74	76	52	40	37	41	82	127	172	190	186	197	213	177	202	225	218	226	168	169	146	153	149
Saturday	167	137	113	55	48	46	60	94	117	141	162	196	164	164	204	194	185	191	203	188	200	234	234
Sunday	154	130	97	52	39	37	59	66	118	132	148	154	159	197	184	175	199	188	177	168	150	135	138
Thursday	86	55	57	36	26	28	58	140	176	187	191	213	189	197	245	274	244	242	209	213	210	190	190
Tuesday	85	48	42	37	37	41	95	134	174	173	184	206	180	171	201	235	256	226	213	186	159	145	162
Wednesday	78	81	68	42	24	25	74	128	181	170	188	224	205	242	227	224	216	225	198	166	170	186	176