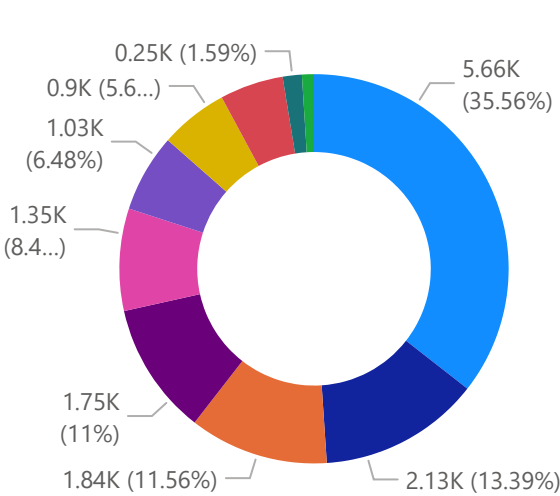


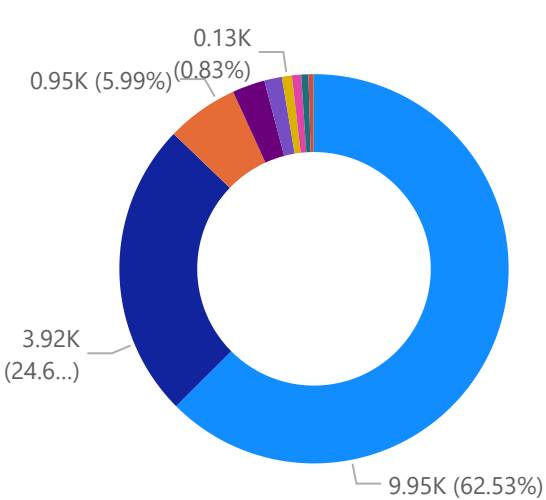
Monthly Report: Incidents

Billing Police Department, August 2025

Count of IncidentType by NAME



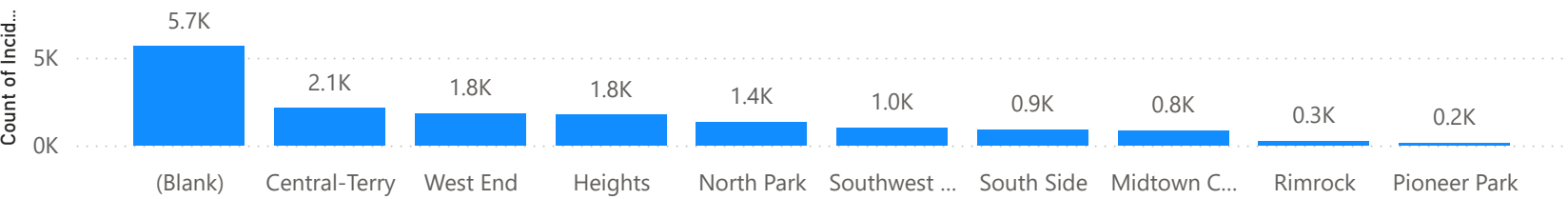
Incidents by Type



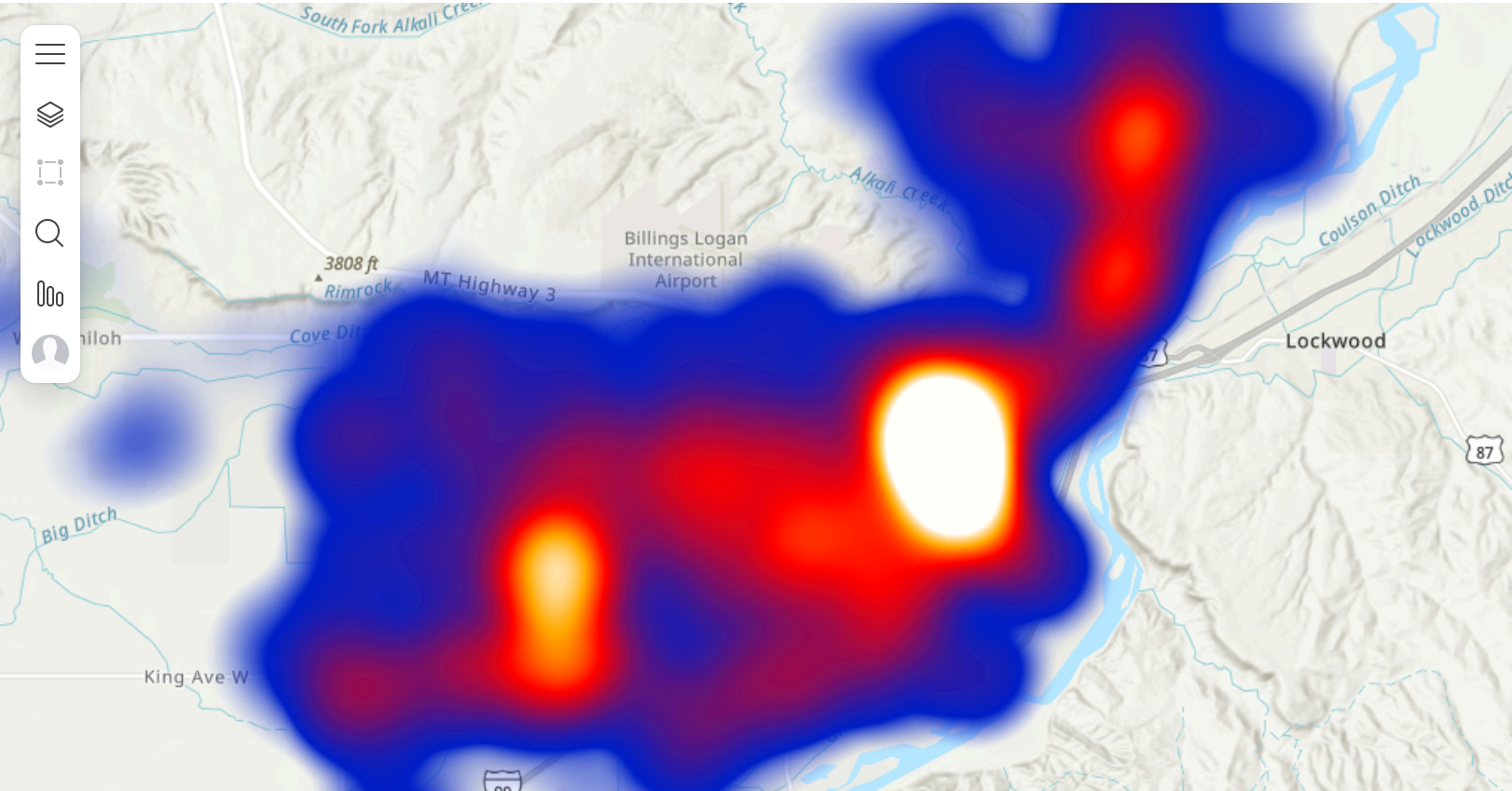
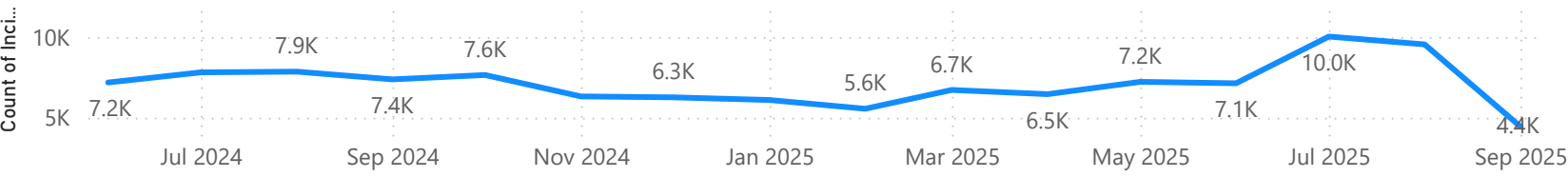
- NAME**
- (Blank)
 - Central-Terry
 - West End
 - Heights
 - North Park
 - Southwest Corrid...
 - South Side
 - Midtown Comm...
 - Rimrock
 - Pioneer Park

- Crime_Category**
- Other
 - Traffic
 - Theft
 - Unwanted Persons
 - DUI
 - Violent
 - Family
 - Missing Persons
 - Sex Crimes
 - Suicide and Men...

August Incident Numbers



6 Month Rolling Total



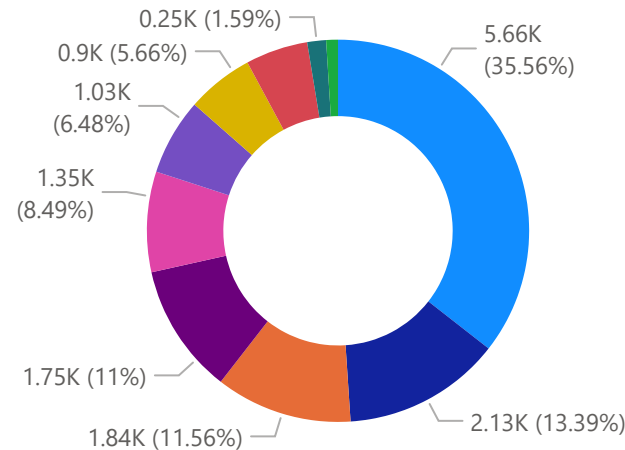
Monthly Report: Monthly Cases

Billing Police Department, August 2025

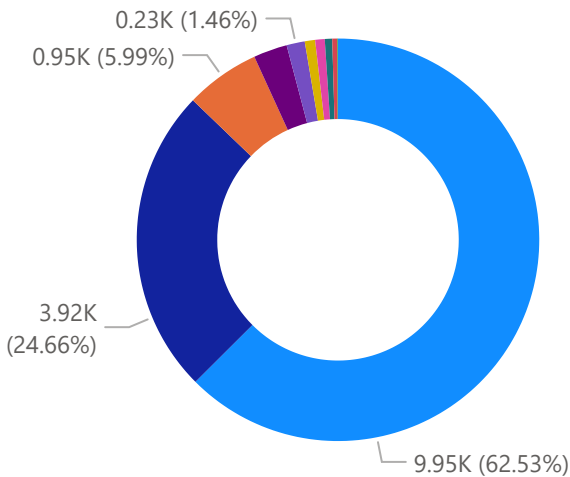
636

Count of Arrest...

Count of IncidentNumber by NAME



Traffic Incidents by Type



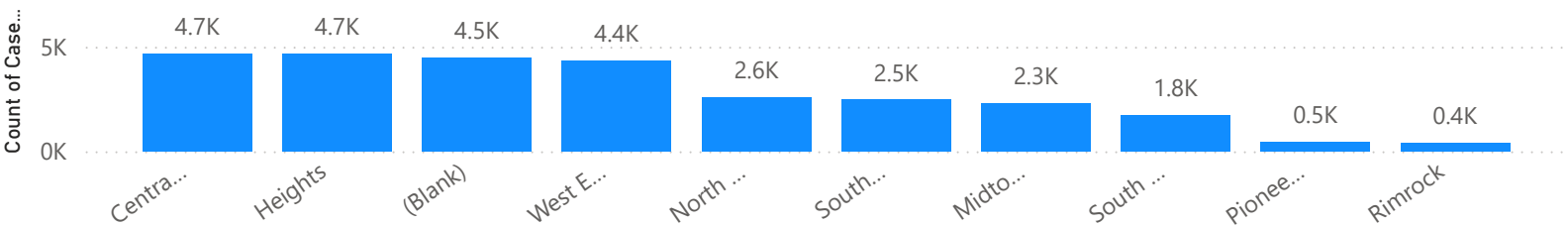
NAME

- (Blank)
- Central-Terry
- West End
- Heights
- North Park
- Southwest Corridor
- South Side
- Midtown Commun...
- Rimrock
- Pioneer Park

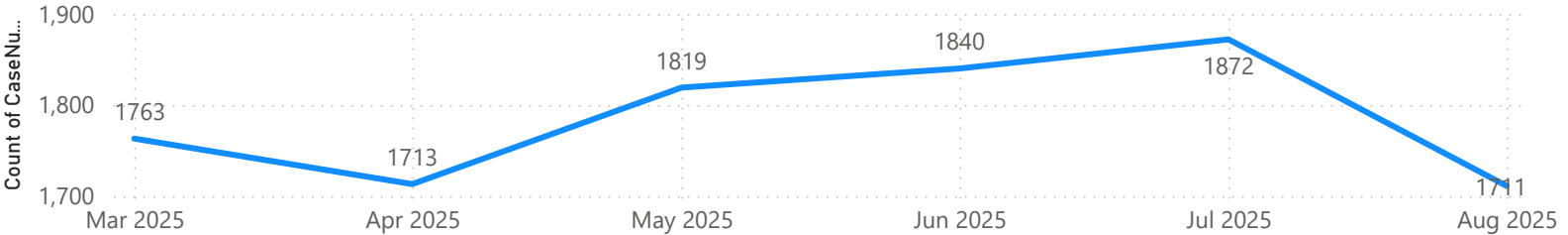
Crime_Category

- Other
- Traffic
- Theft
- Unwanted Persons
- DUI
- Violent
- Family
- Missing Persons
- Sex Crimes
- Suicide and Mental...

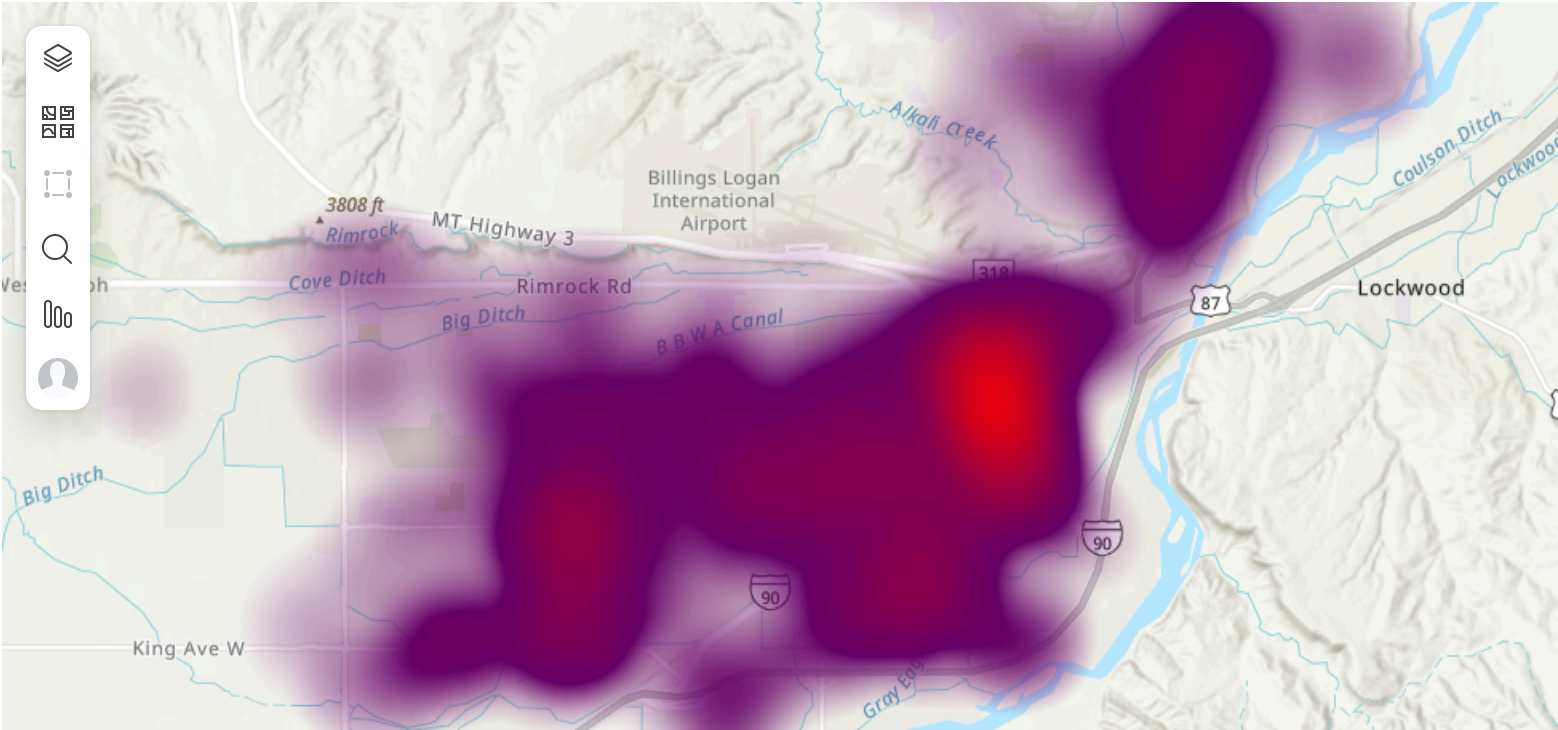
Count of CaseNumber by NAME



Cases Rolling Total



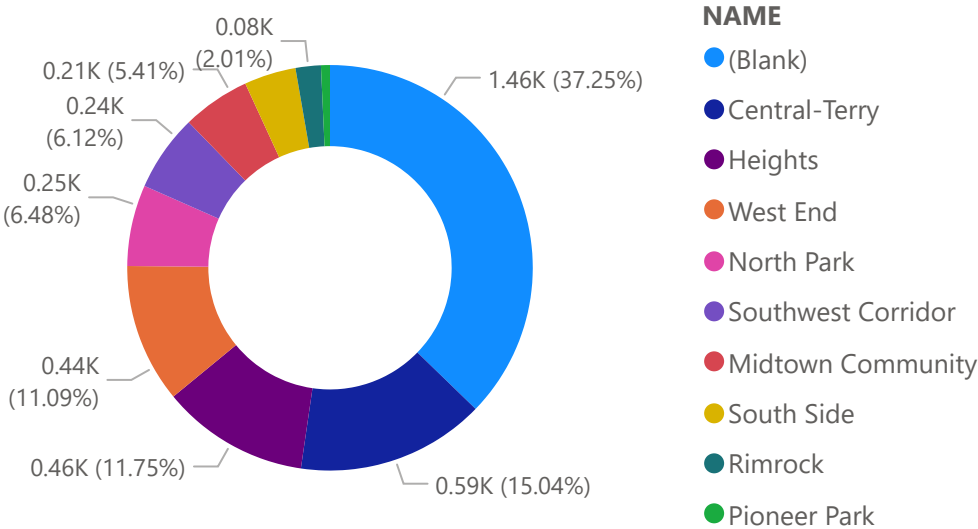
TaskForce_ and CaseNumber



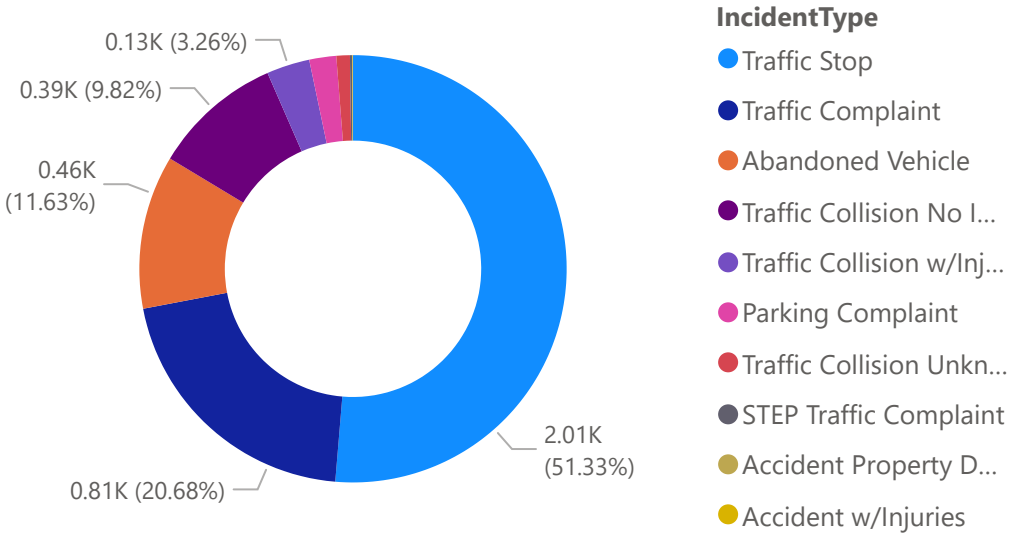
Monthly Report: Traffic

Billing Police Department, August 2025

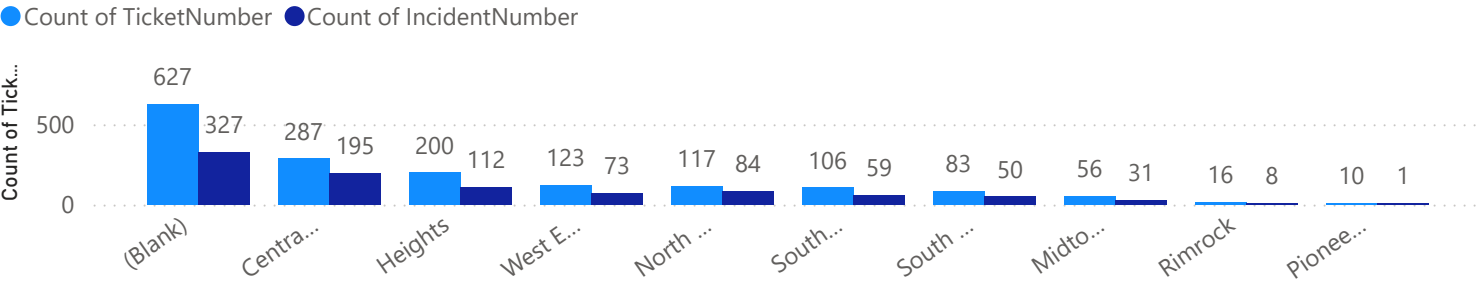
Traffic Incident Count by TF Area



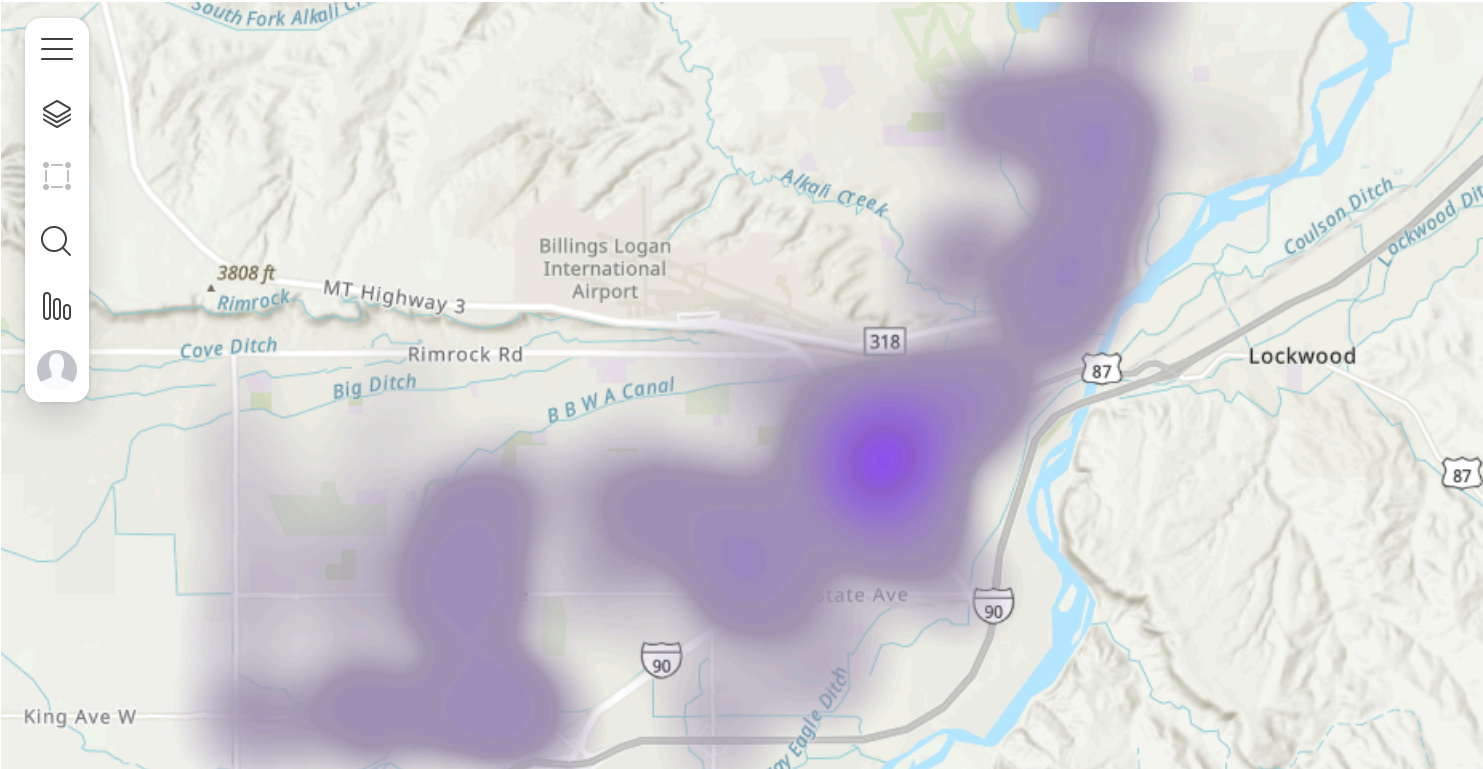

Traffic Incidents by Type



August Ticket Numbers



6 Month Rolling Total Traffic



Monthly Report: Heights

Billing Police Department, August 2025

1032

Count of IncidentNumber

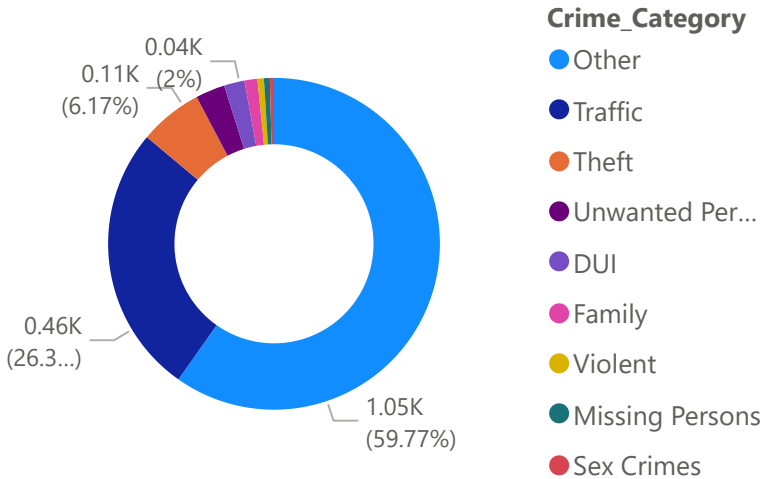
200

Count of TicketNumber

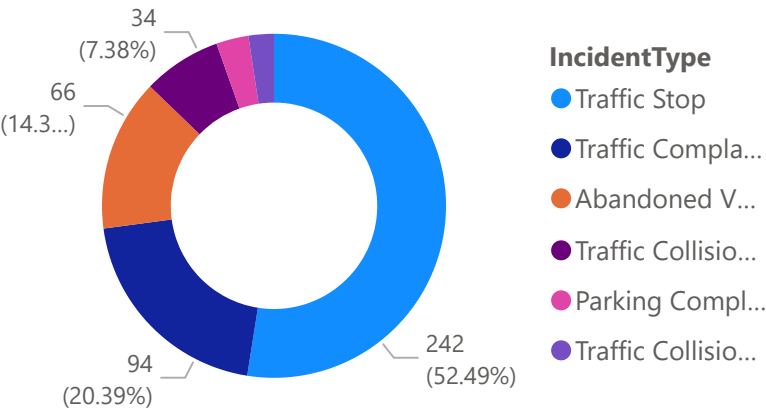
62

Count of ArrestNumber

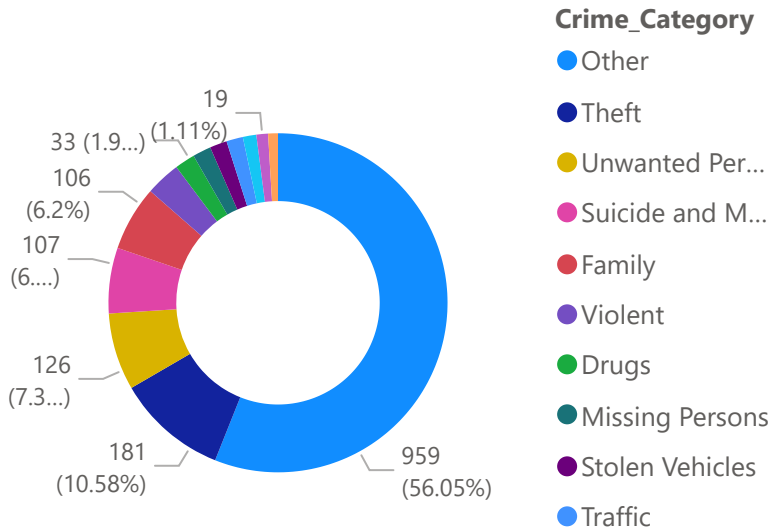
Incidents



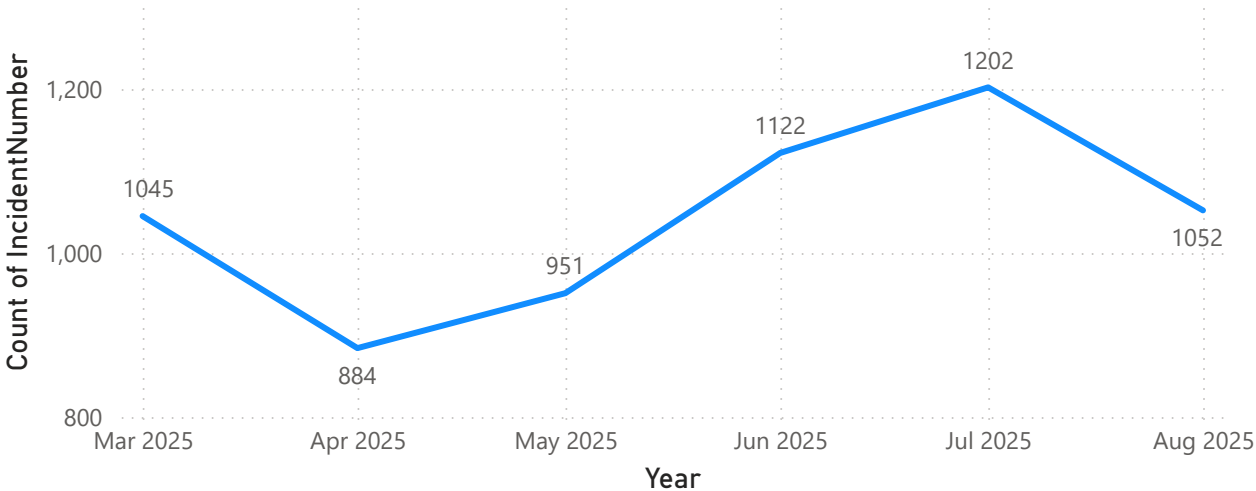
Traffic



Count of CaseNumber by Crime_Category



Rolling Total Incidents



Day	0	1	2	3	4	5	6	7	8	9	10	11	12	13	14	15	16	17	18	19	20	21	22
Friday	7	10	7	1	3		3	5	11	15	21	13	11	18	26	20	32	17	22	11	16	8	8
Monday	13	5	5			2	13	14	9	7	15	16	7	10	15	16	13	12	9	2	19	14	6
Saturday	14	2	7	4	3	3	9	11	14	9	25	15	18	11	13	28	10	17	9	18	15	17	13
Sunday	8	8	8	5	1	3	3	5	10	6	4	19	6	9	13	15	12	8	13	15	11	11	10
Thursday	5	4	2	6	2		12	2	23	6	21	8	10	14	6	16	16	19	18	14	12	13	17
Tuesday	1	1	3	2	3		1	12	10	11	11	10	15	10	20	15	20	14	13	18	12	10	6

Monthly Report: Central Terry

Billing Police Department, August 2025

1252

Count of IncidentNumber

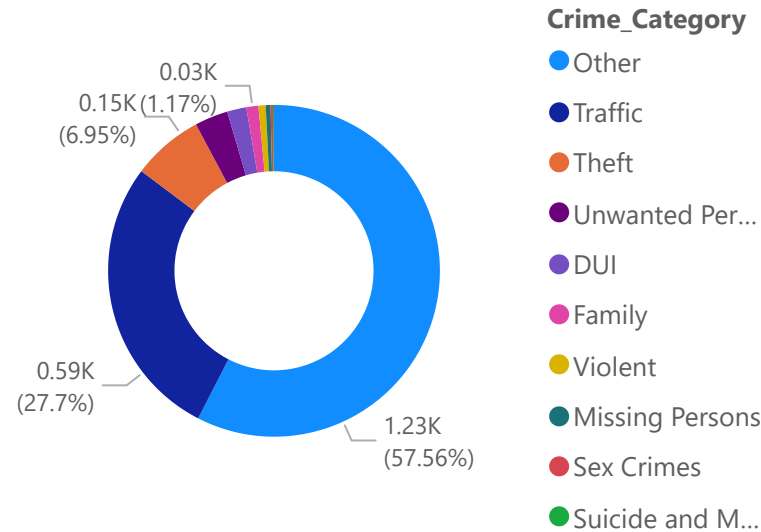
287

Count of TicketNumber

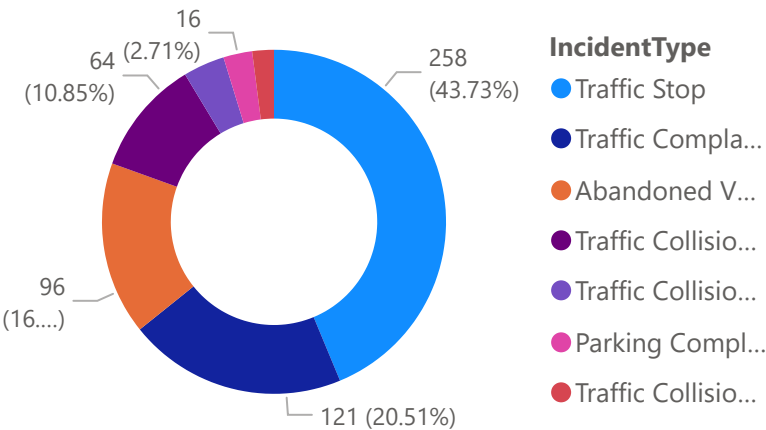
107

Count of ArrestNumber

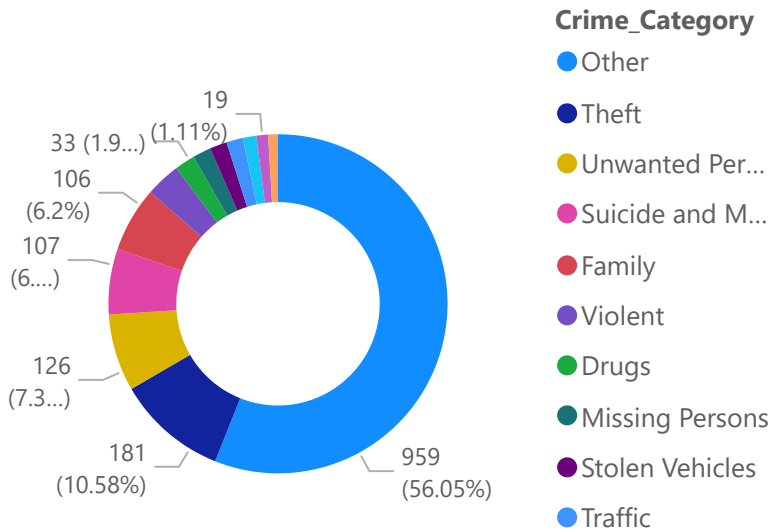
Incidents



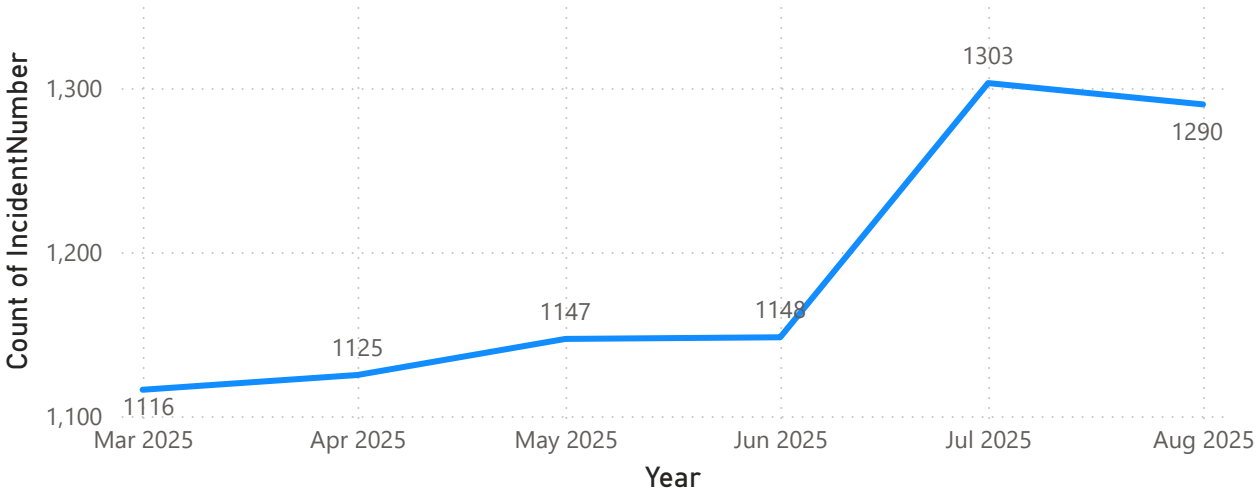
Traffic



Count of CaseNumber by Crime_Category



Rolling Total Incidents



Day	0	1	2	3	4	5	6	7	8	9	10	11	12	13	14	15	16	17	18	19	20	21	22
Friday	8	4	3	4			6	14	16	16	19	26	24	13	28	32	16	24	11	11	9	25	9
Monday	6	8	7	5	1	4	7	14	7	22	32	17	20	7	19	25	10	27	18	18	17	10	6
Saturday	4	9	12	6	6	5	9	25	18	17	8	21	12	16	21	20	8	21	18	17	12	18	14
Sunday	13	6	2	3	1	3	8		20	13	10	9	9	9	15	18	12	8	20	8	12	13	17
Thursday	10	16	6	5		9	6	25	21	10	18	11	26	18	23	20	14	25	12	12	10	20	15
Tuesday	3	6	1	3		4	4	13	23	9	7	33	16	15	24	14	16	14	10	19	23	17	7
Wednesday	2	15		1	1	1	1	1	6	8	21	28	18	15	18	25	21	11	11	11	17	16	8

Monthly Report: Midtown

Billing Police Department, August 2025

497

Count of IncidentNumber

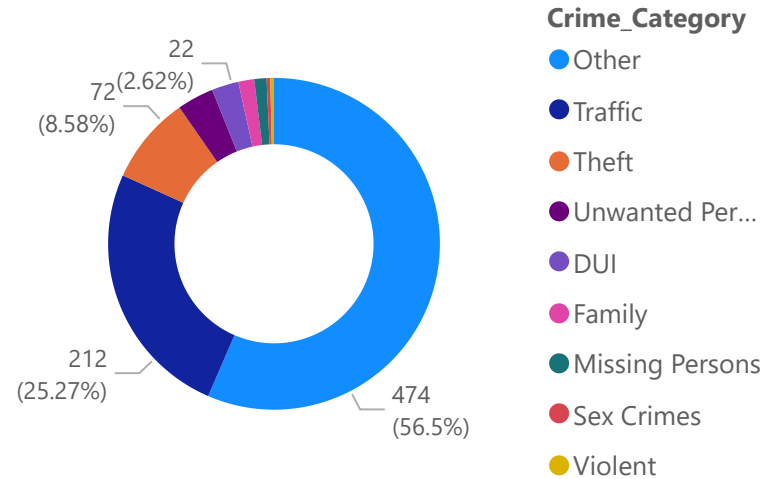
56

Count of TicketNumber

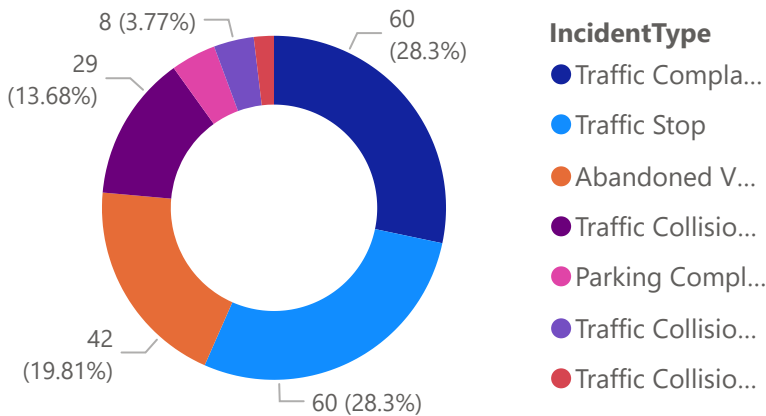
33

Count of ArrestNumber

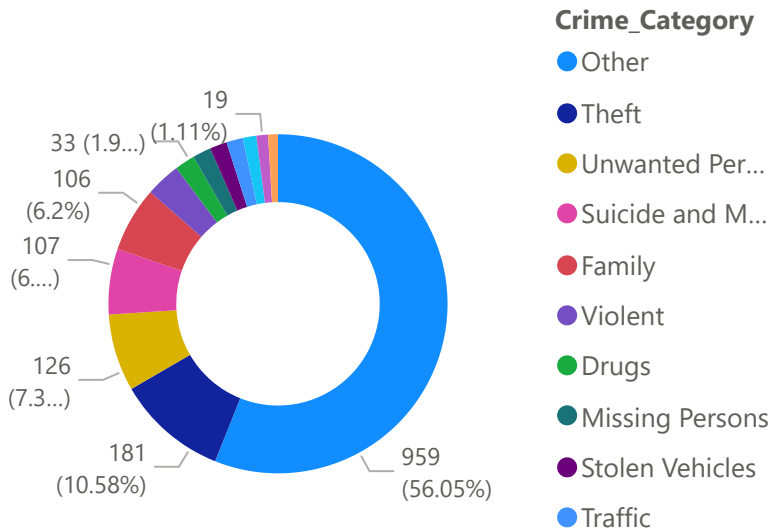
Incidents



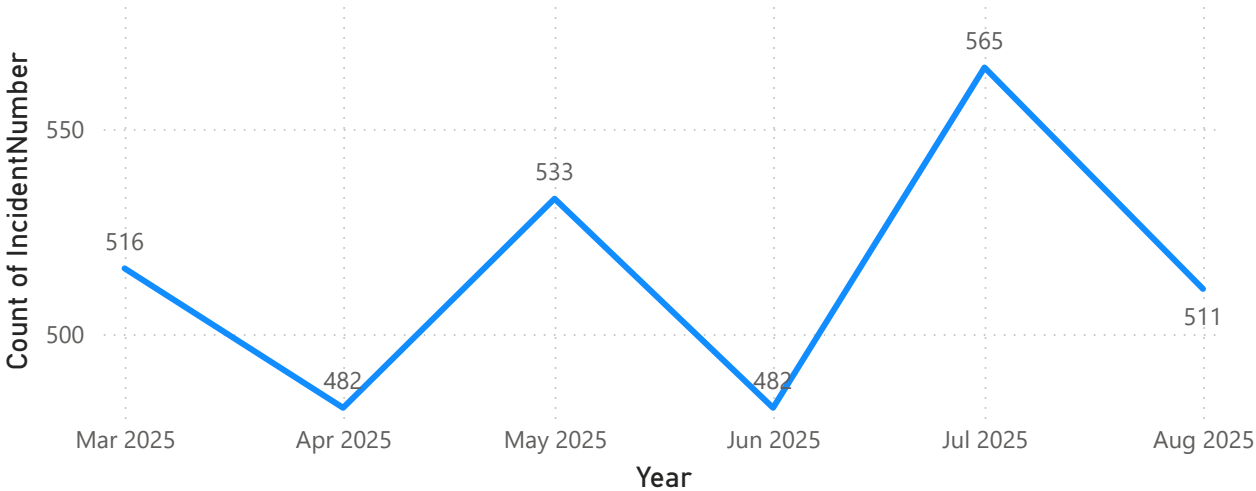
Traffic



Count of CaseNumber by Crime_Category



Rolling Total Incidents



Day	0	1	2	3	4	5	6	7	8	9	10	11	12	13	14	15	16	17	18	19	20	21	22	23
Friday	8			1			2	10	7	9	12	5	13	10	8	2	5	8	3	10	9	9	1	8
Monday	4	4	2			3	2	6	4	4	6	8	18	11	14	7	14	11	7	7	6	5	8	2
Saturday	5	9	3		4			4	8	4	6	3	6	4	6	12	17	5	6	8	10	3	8	9
Sunday	3	4	3	2	1			1	7	4	4	4	6	2	3	1	2	4	2	2	4	12	5	
Thursday	2	2				3	2	4	8	12	4	5	10	6	8	13	7	4	6	4	8	2	2	2
Tuesday								3	9	4	5	9	17	2	6	14	7	2	4	6	8	5	4	3
Wednesday			2		3	1		7	2	6	9	6	5	11	6	8	9	2	7	2	3	4	9	6

Monthly Report: North Park

Billing Police Department, August 2025

822

Count of IncidentNumber

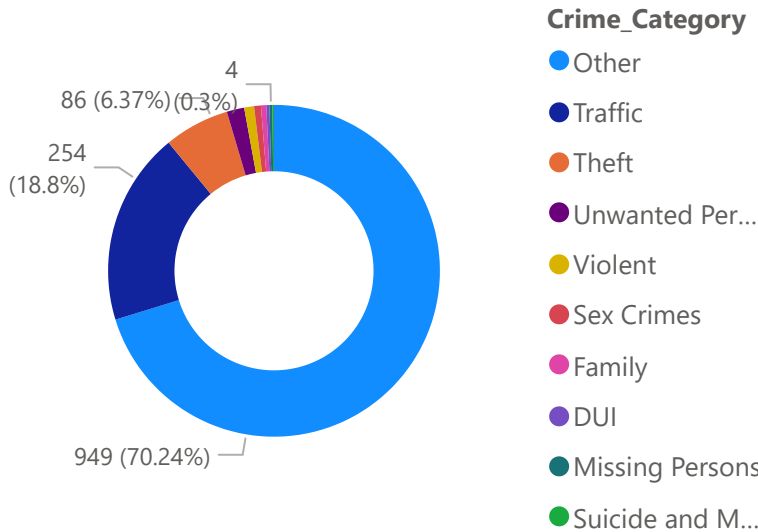
117

Count of TicketNumber

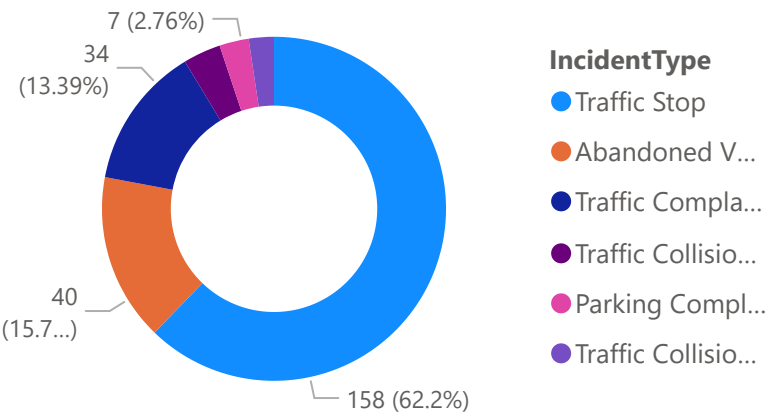
78

Count of ArrestNumber

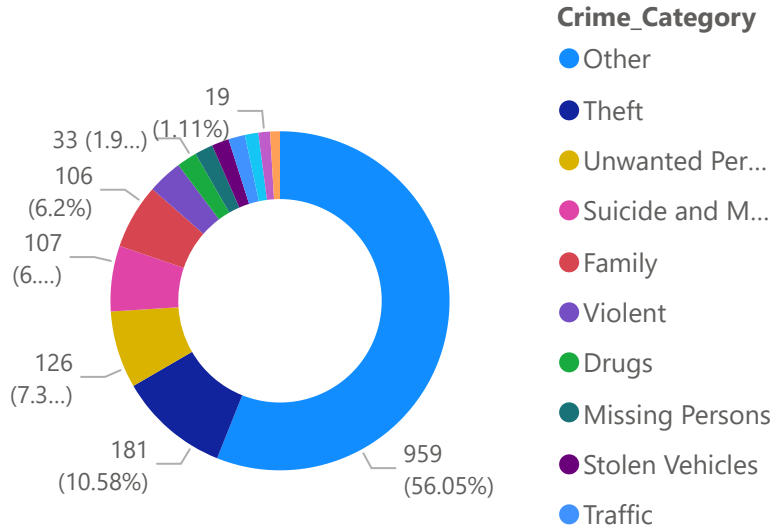
Incidents



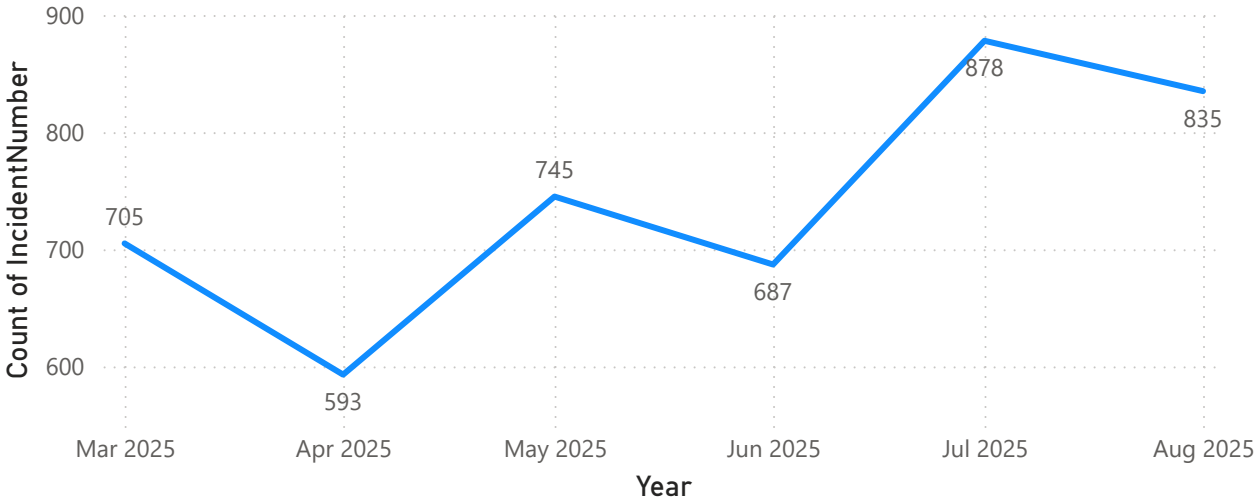
Traffic



Count of CaseNumber by Crime_Category



Rolling Total Incidents



Day	0	1	2	3	4	5	6	7	8	9	10	11	12	13	14	15	16	17	18	19	20	21	22	23
Friday	6	1	2	4	3	4	2	13	16	13	12	16	20	20	11	25	19	10	18	12	10	19	9	4
Monday	4	2			2		4		8	8	13	21	11	16	12	11	12	9		3	4	7	2	3
Saturday	5	5		4	3	2		11	8	3	3	3	12	16	11	14	11	10	9	10	7	8	11	3
Sunday			4			4		2	2	2	4	4	10	4	2	14	4	6	4	6	8	7	2	5
Thursday	8	2	4		1		5	13	12	6	18	17	7	22	14	22	15	18	10	9	7	6	10	5
Tuesday	3	4	2		1		3	3	12	15	11	13	21	21	24	23	14	20	18	15	7	4	5	2

Monthly Report: Pioneer Park

Billing Police Department, August 2025

98

Count of IncidentNumber

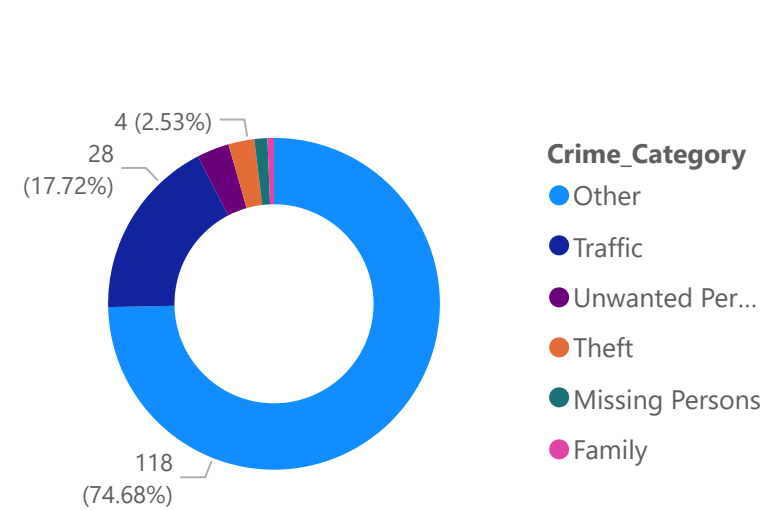
10

Count of TicketNumber

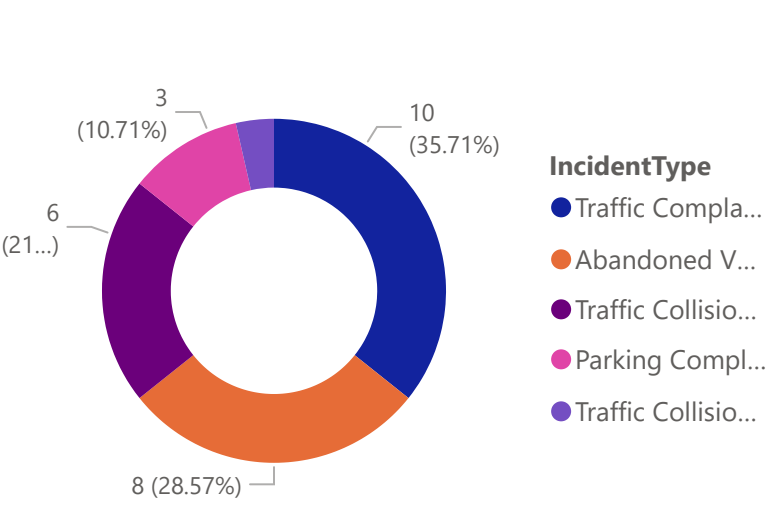
3

Count of ArrestNumber

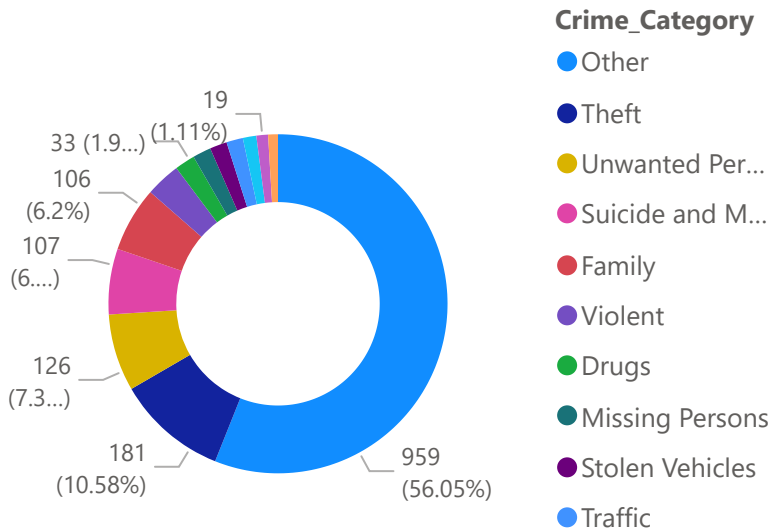
Incidents




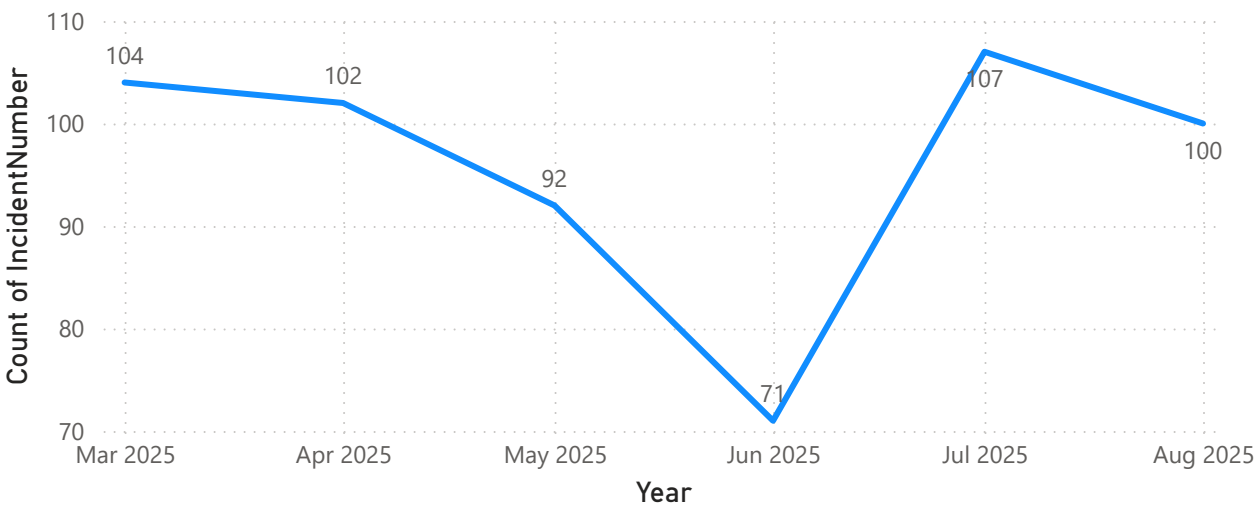
Traffic



Count of CaseNumber by Crime_Category



Rolling Total Incidents



Monthly Report: Rimrock

Billing Police Department, August 2025

144

Count of IncidentNumber

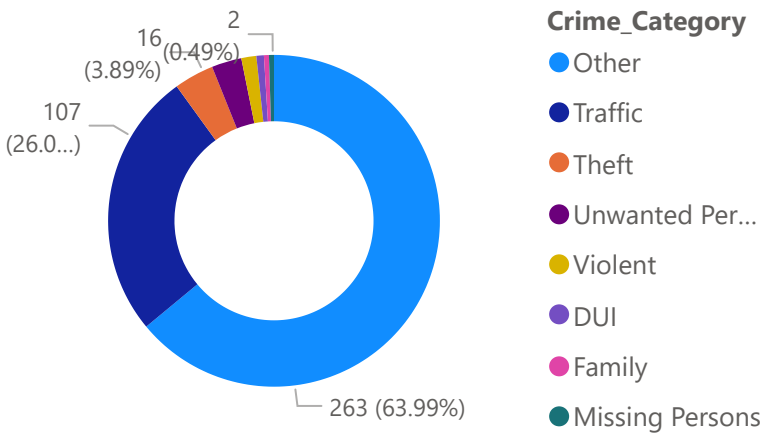
16

Count of TicketNumber

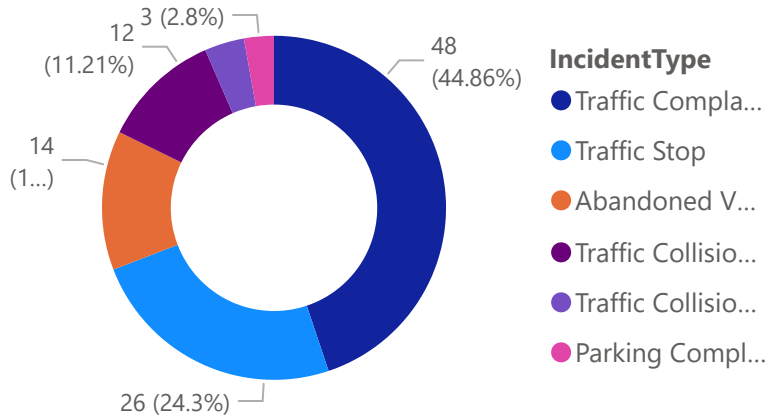
2

Count of ArrestNumber

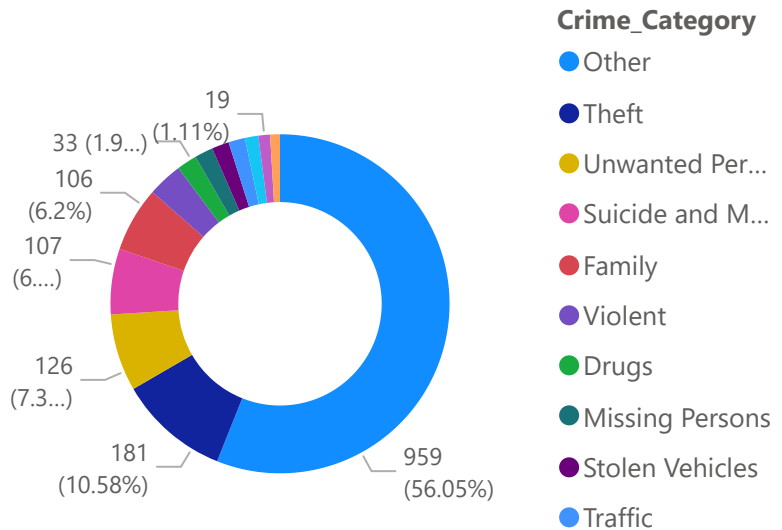
Incidents



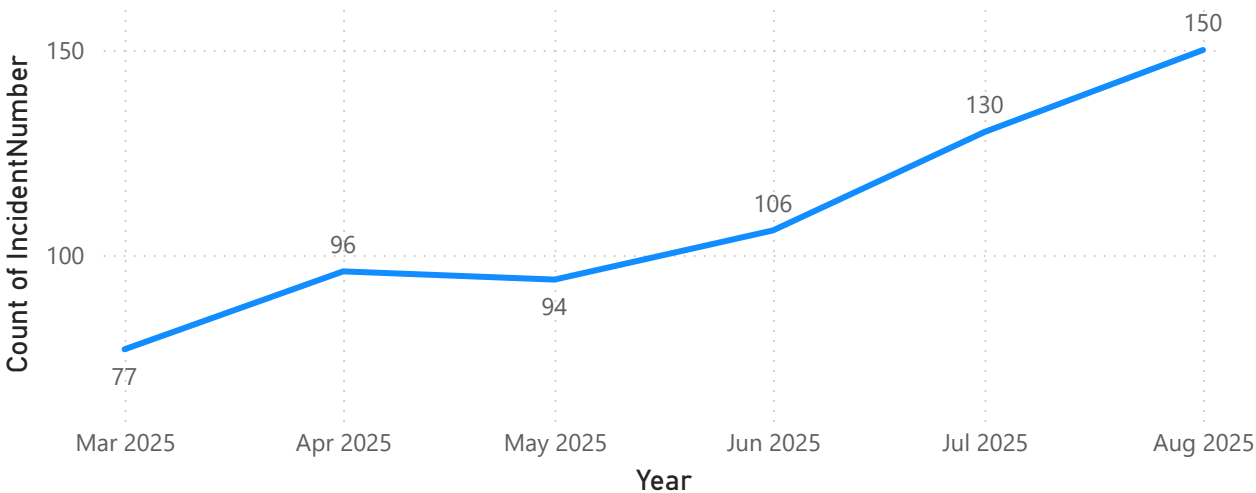
Traffic



Count of CaseNumber by Crime_Category



Rolling Total Incidents



Day	0	1	2	3	4	5	6	7	8	9	10	11	12	13	14	15	16	17	18	19	20	21	22	23
Friday	8	2	3		4		1	9	6	3	2	6	1		2	1		6	2	3	8	2	1	4
Monday	4		2	2		2	1					2	4	4			6	6			4	5	2	2
Saturday	2	4		5		2		4	8	2	2		2		2				2	5	6	2		4
Sunday		3	5		5	2		4	2	3	2	10	4	2	2		3	6	3	2	2		2	
Thursday	2	2						4	5			2	3		1	3	4	7	6	4	7	4	4	
Tuesday	1	4	4	2	3			8	2		6	1	2	4	5	4	6	3		3	5	1	4	2
Wednesday	1	2	2		4		2	1	6	5	2	2		4	1		3	2		3	1	2	2	4

Monthly Report: South Side

Billing Police Department, August 2025

537

Count of IncidentNumber

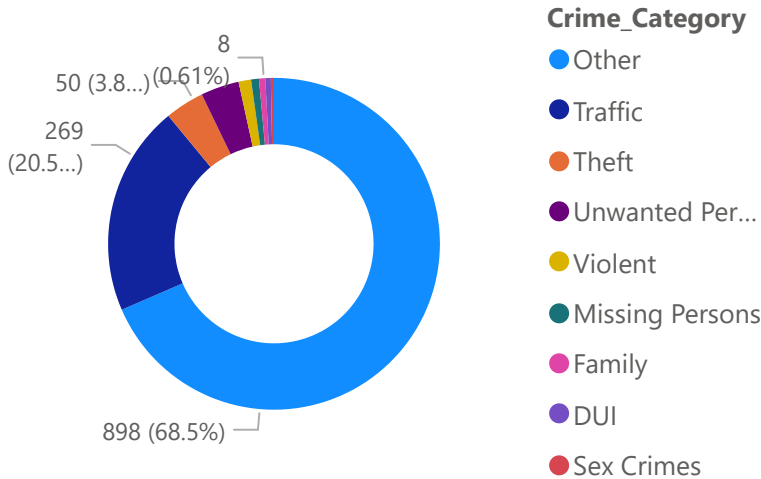
83

Count of TicketNumber

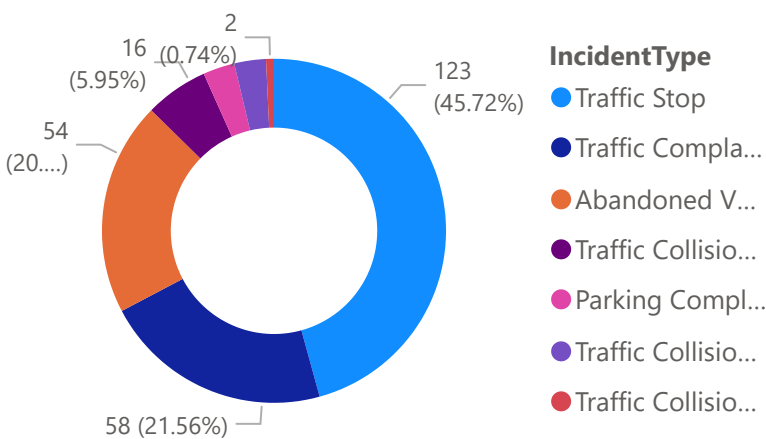
46

Count of ArrestNumber

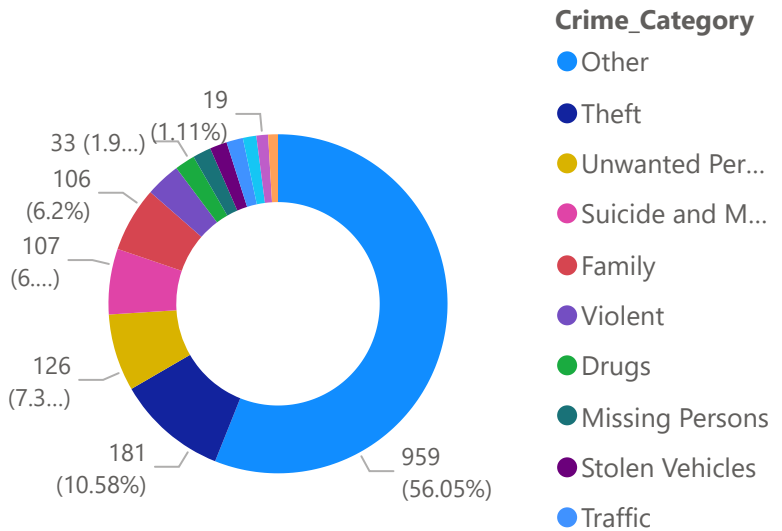
Incidents



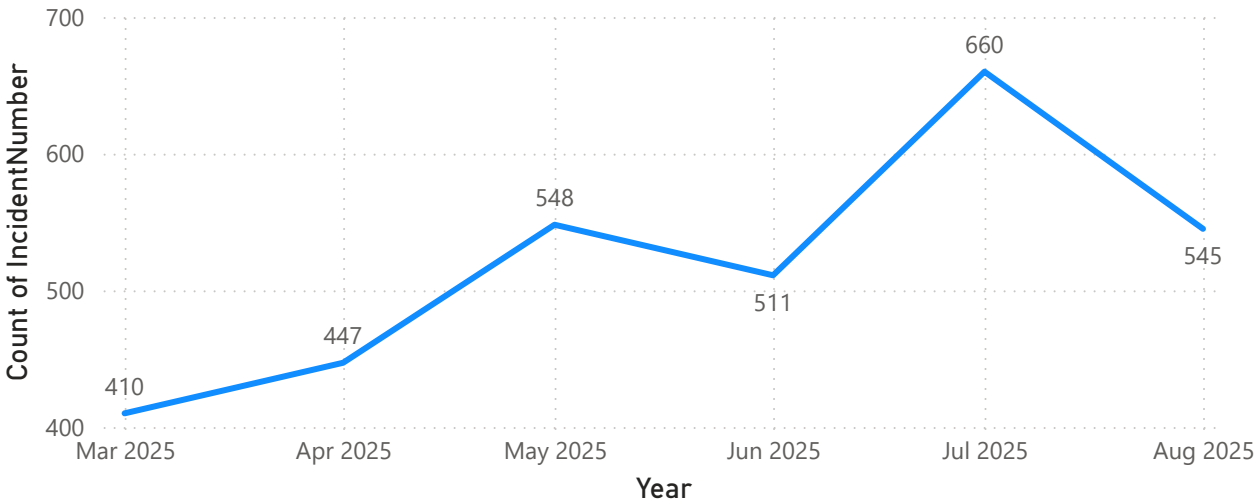
Traffic



Count of CaseNumber by Crime_Category



Rolling Total Incidents



Day	0	1	2	3	4	5	6	7	8	9	10	11	12	13	14	15	16	17	18	19	20	21	22	23
Friday	15	6	7	3	6		3	16	16	18	11	16	10	11	6	16	2	11	4	10	17	13	4	1
Monday	4	2	3	2	2	5	1	4	14	4	12	15	15	8	10	7	14	11	6	5	10	16	13	
Saturday	3	6	2	9		2	2	8	10	3	10	3	10	6	4	6	7	7	4	13	6	8	6	1
Sunday	7	4	9	4	7	2		8	2	5	8	17	10	12	8	2	5	12	7	5	7	2	3	
Thursday	11	4				2	2	7	15	7	10	5	8	2	5	12	8	13	14	12	9	6	14	
Tuesday	2	7	9	3	5	3		13	10	4	13	11	21	11	10	20	14	8	11	6	16	5	7	
Wednesday	2	4	4	4	4	2	2	8	21	21	18	8	11	11	17	16	11	18	6	7	2	2	5	

Monthly Report: Southwest Corridor

Billing Police Department, August 2025

602

106

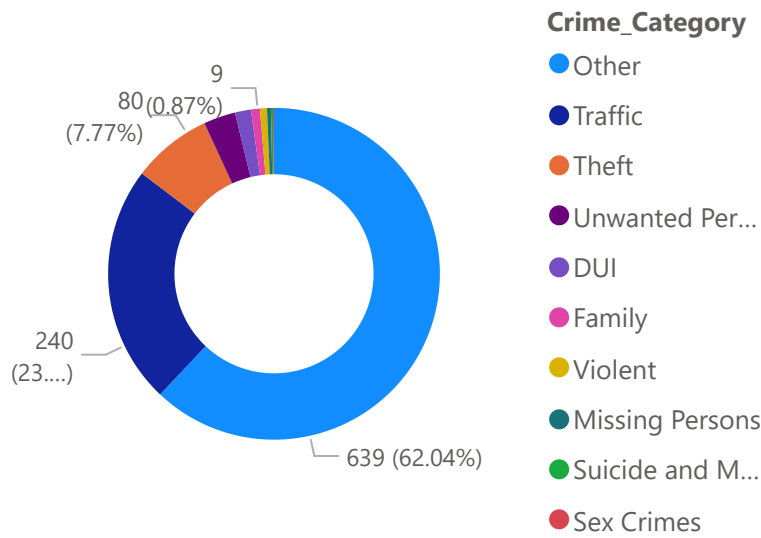
47

Count of IncidentNumber

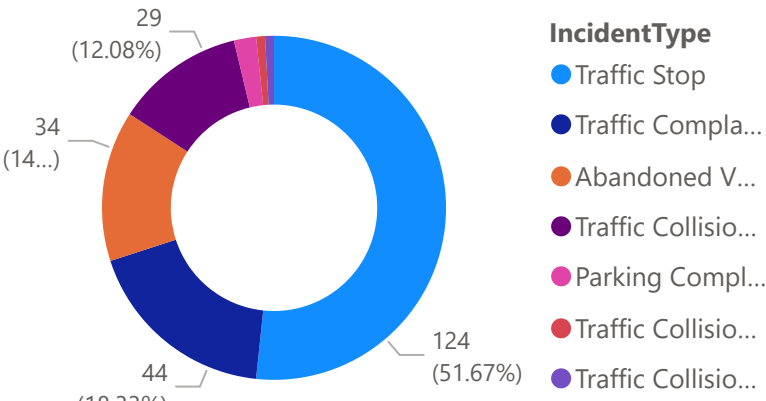
Count of TicketNumber

Count of ArrestNumber

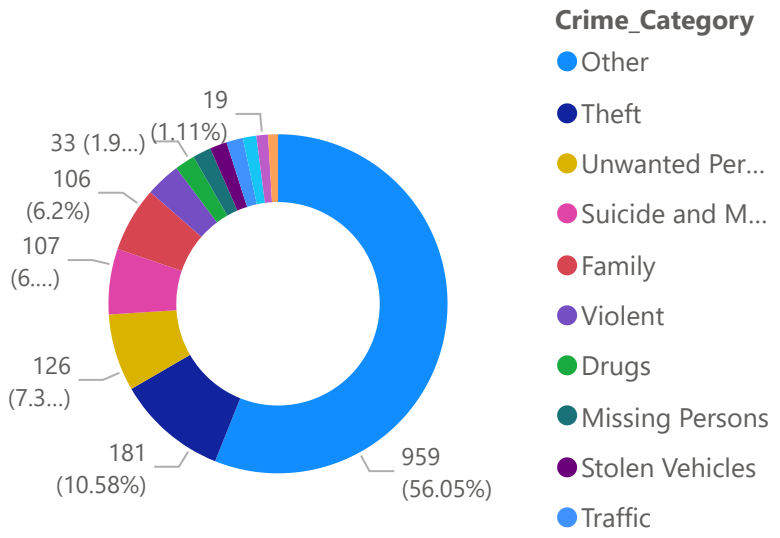
Incidents



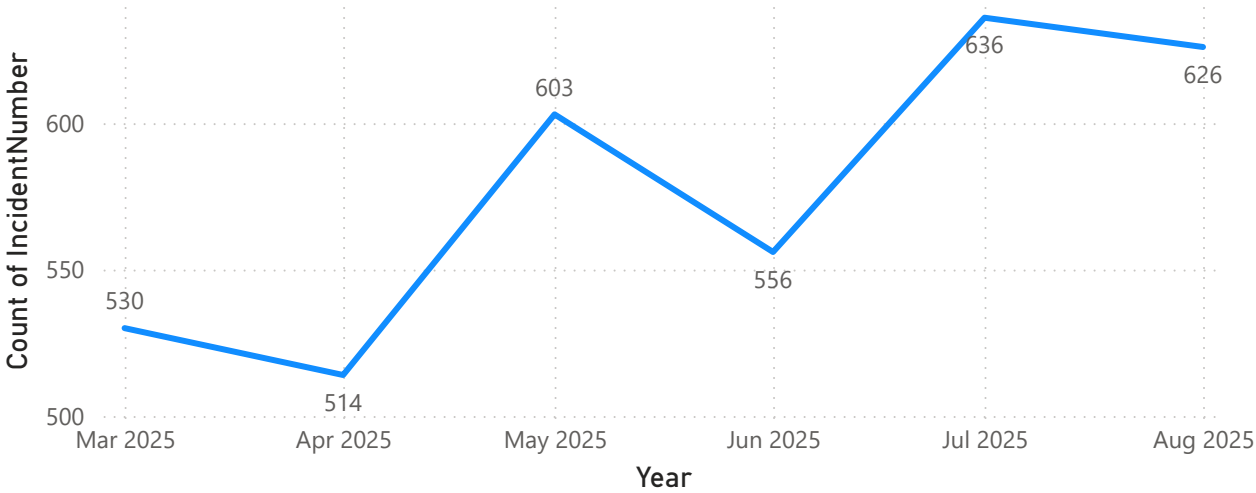
Traffic



Count of CaseNumber by Crime_Category



Rolling Total Incidents



Day	0	1	2	3	4	5	6	7	8	9	10	11	12	13	14	15	16	17	18	19	20	21	22
Friday	3	5	10	5	3		10	9	7	3	10	10	8	12	7	13	9	10	7	5	4	10	4
Monday	4	3		2		2		4	8		2	5	5	17	8	10	6	12	4	4	7	6	
Saturday	18	5	2	11	3	6	2	2	2	2	11	6	7	10	7	7	10	5	12		5	11	
Sunday	2	4	5	1	1		4			11	9	2		11	2	3	8	7	4	9	1	3	8
Thursday	9	14	2	2	9	4	7	16	8	7	8	6	5	9	12	7		1	5	11	4	5	8
Tuesday	6	4	4	3	2	4	4	5	7	6	18	16	12	7	12	11	3	11		7	9	1	5

Monthly Report: West End

Billing Police Department, August 2025

1054

Count of IncidentNumber

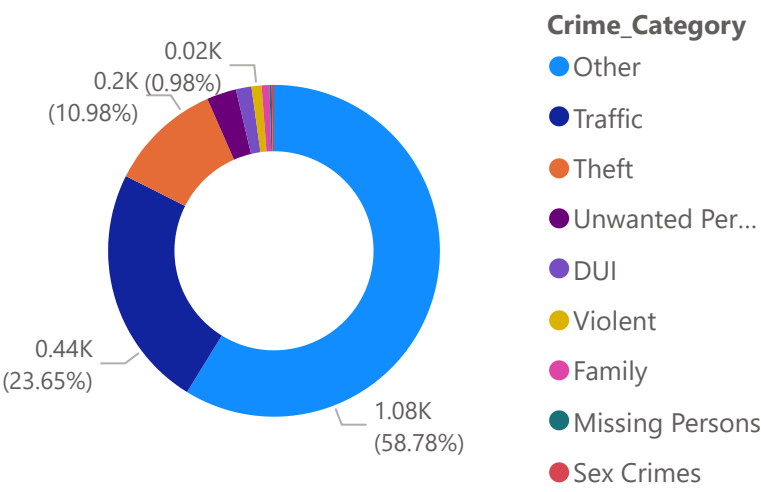
123

Count of TicketNumber

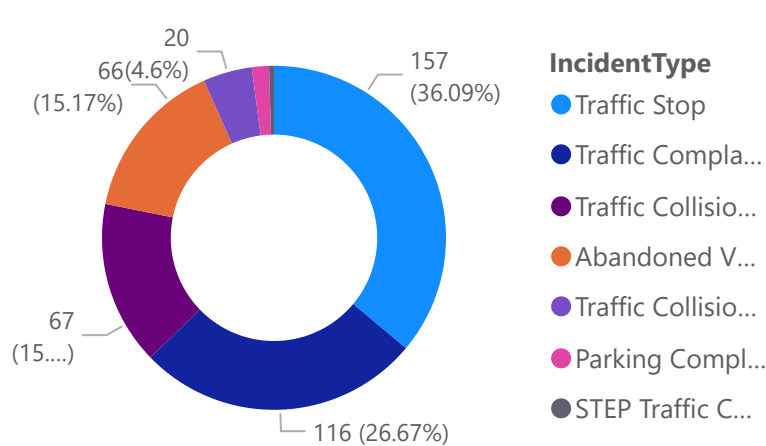
99

Count of ArrestNumber

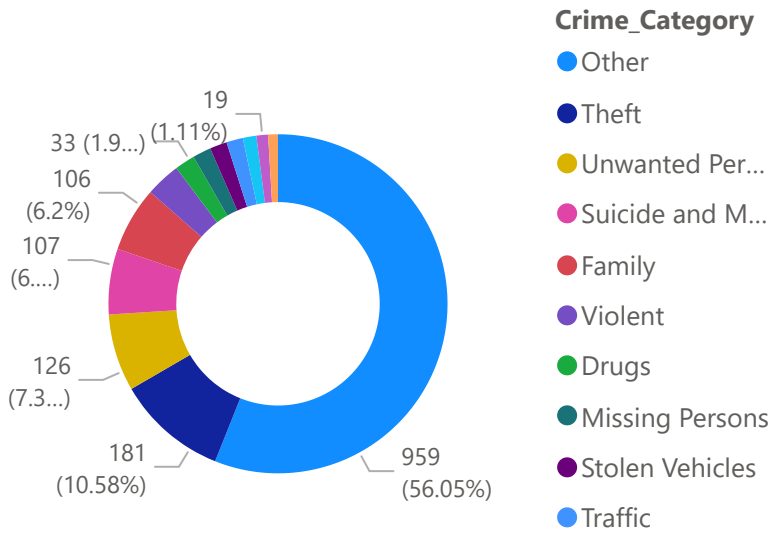
Incidents



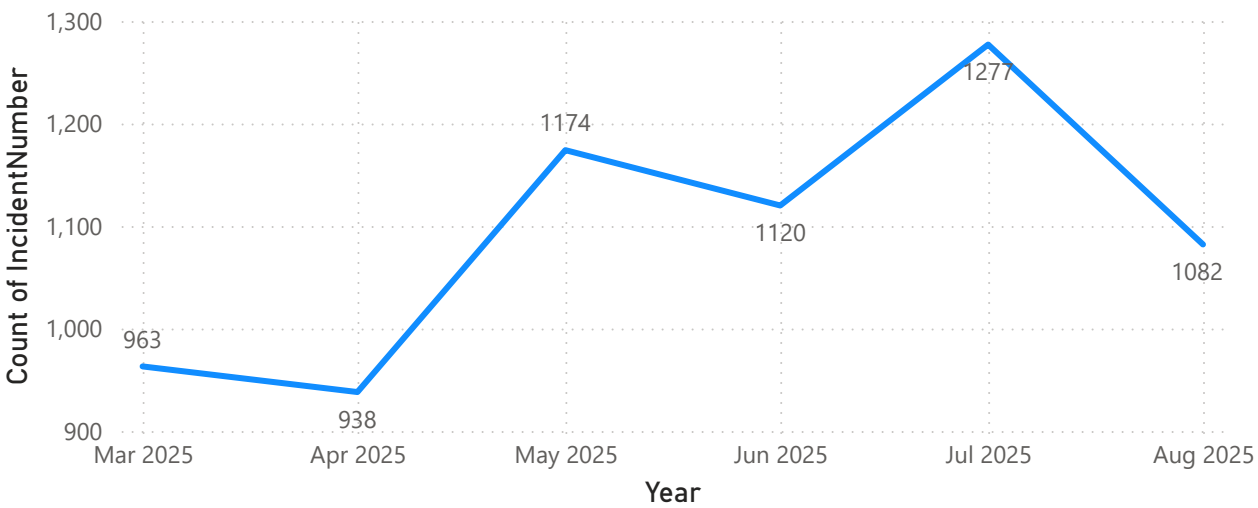
Traffic



Count of CaseNumber by Crime_Category



Rolling Total Incidents



Day	0	1	2	3	4	5	6	7	8	9	10	11	12	13	14	15	16	17	18	19	20	21
Friday	6	6	7	4		1	8	15	18	9	12	10	8	24	23	13	19	7	18	23	25	20
Monday	5	5	1	2		4	12	4	7	18	23	12	8	11	15	13	8	17	4	9	8	8
Saturday	14	19	8	11	11	13	3	6	3	10	12	13	16	10	11	8	7	7	12	16	19	23
Sunday	23	4	6	2	3		5	8	8	8	7	21	2	10	8	8	10	7	14	9	6	8
Thursday	14	4	9	8	2	7	11	10	11	13	12	16	15	17	12	16	23	22	8	13	12	10
Tuesday	9	4	2	8	1	2	16	11	10	7	14	18	16	13	13	10	18	12	8	12	12	13