

Billings Police Department Task Force Areas Report

Published: October 2023

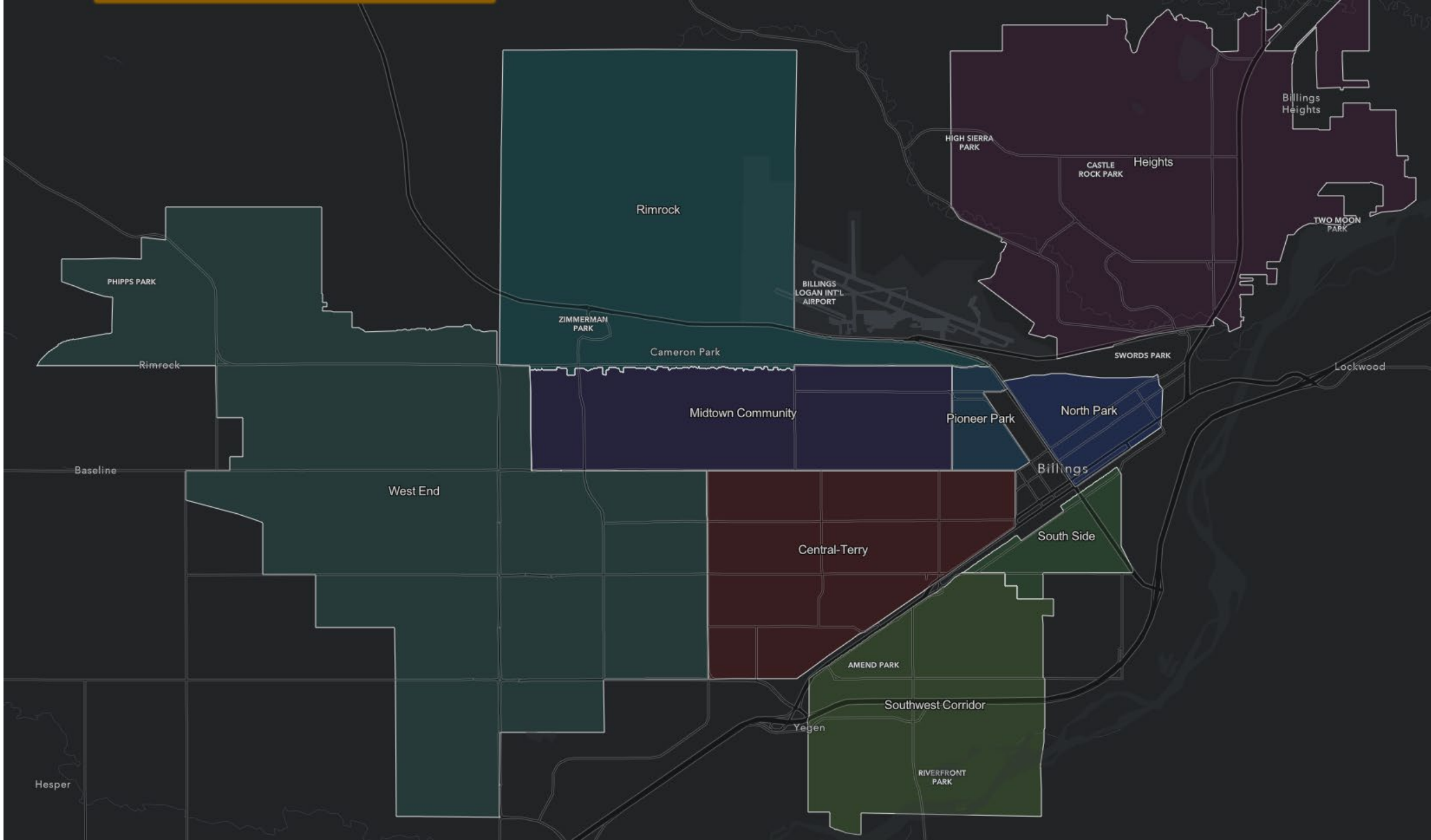
Data: September 2023

Check out the interactive map of task force offenses for a rolling 6-month time period:

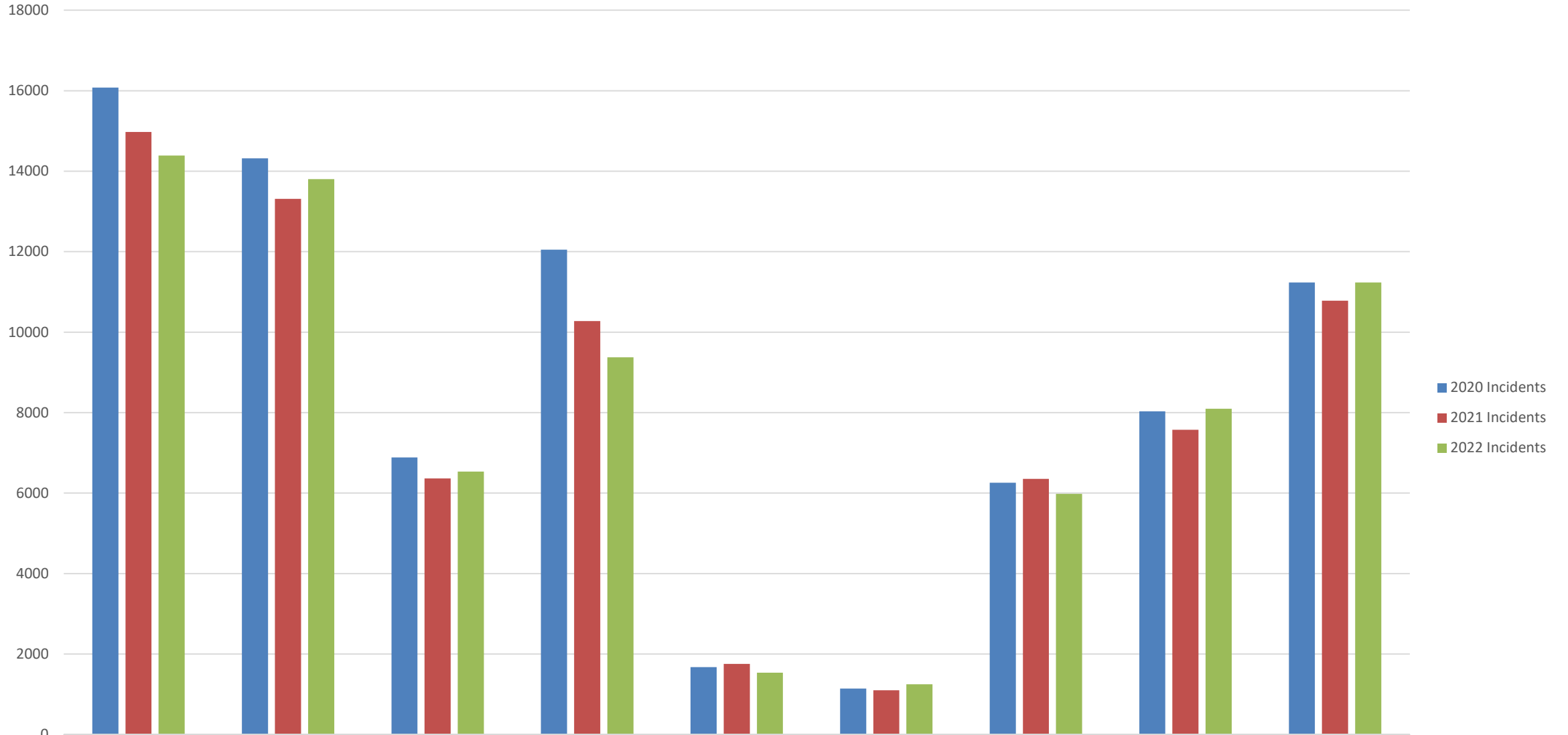
<https://billings.maps.arcgis.com/apps/dashboards/3703a48c34af408f8ed612e0583ec176>

The monthly task force area reports are also available on the police

website: <https://www.ci.billings.mt.us/2736/Monthly-Task-Force-Reports>



Calls for Service: Past Years

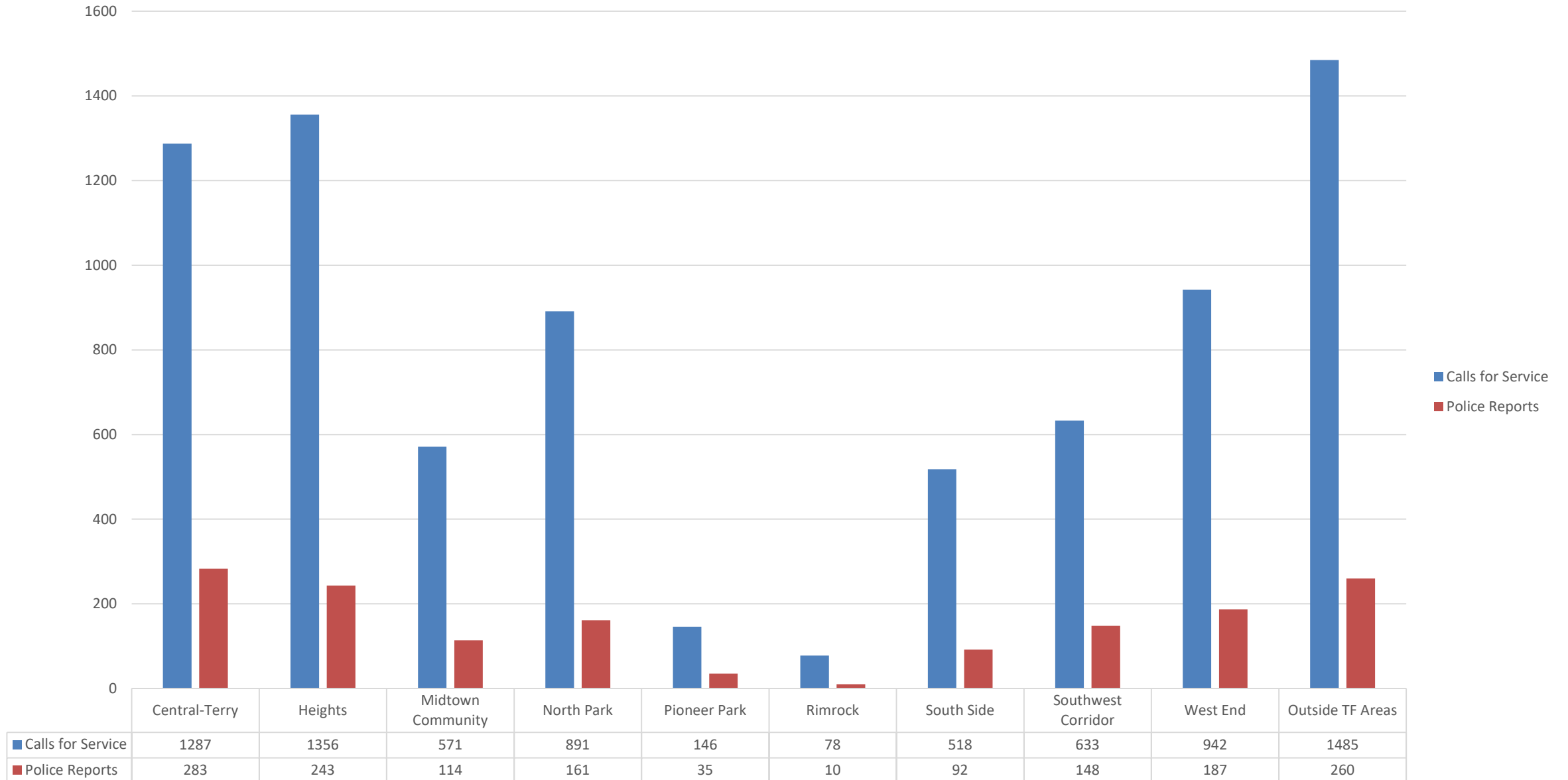


| | Central-Terry | Heights | Midtown Community | North Park | Pioneer Park | Rimrock | South Side | Southwest Corridor | West End |
|----------------|---------------|---------|-------------------|------------|--------------|---------|------------|--------------------|----------|
| 2020 Incidents | 16076 | 14319 | 6884 | 12048 | 1675 | 1143 | 6255 | 8031 | 11234 |
| 2021 Incidents | 14972 | 13314 | 6364 | 10273 | 1756 | 1098 | 6352 | 7574 | 10782 |
| 2022 Incidents | 14387 | 13801 | 6535 | 9374 | 1538 | 1250 | 5981 | 8098 | 11235 |

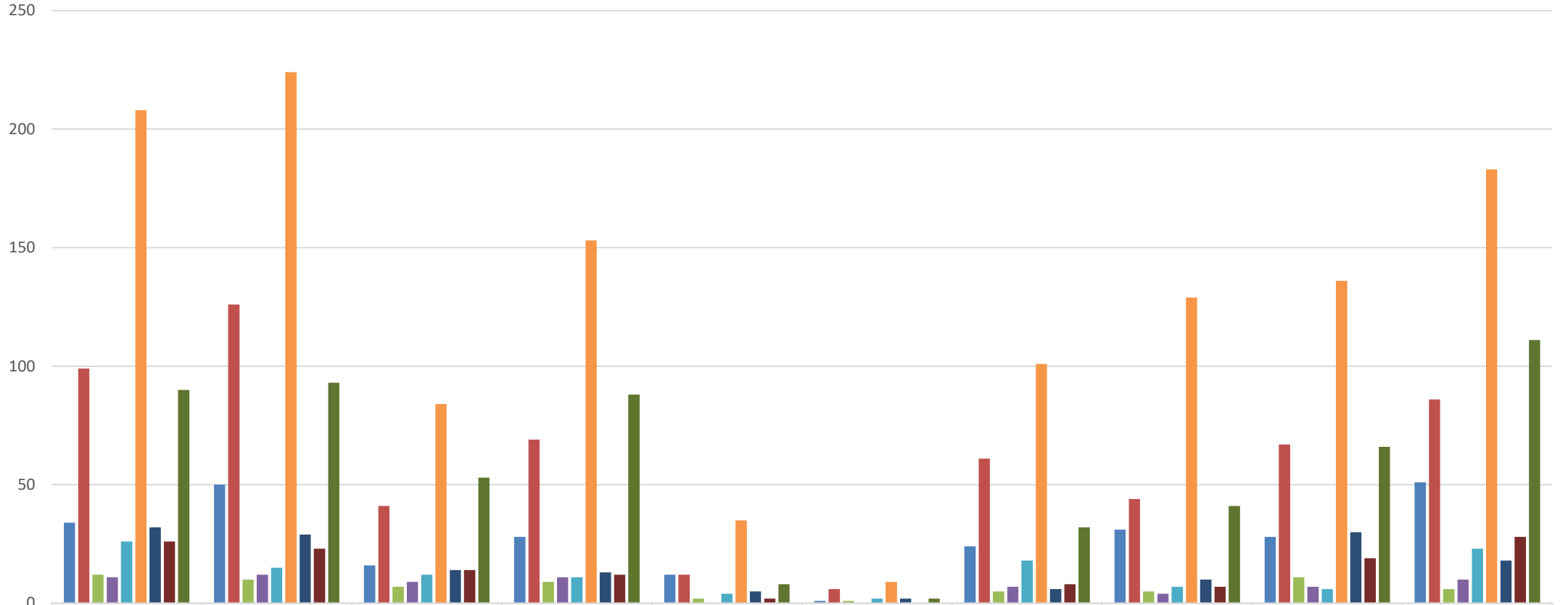
Total CFS August 2023: 8,126 (31 Days)

Total CFS September 2023: 7,907 (30 Days)

Calls for Service

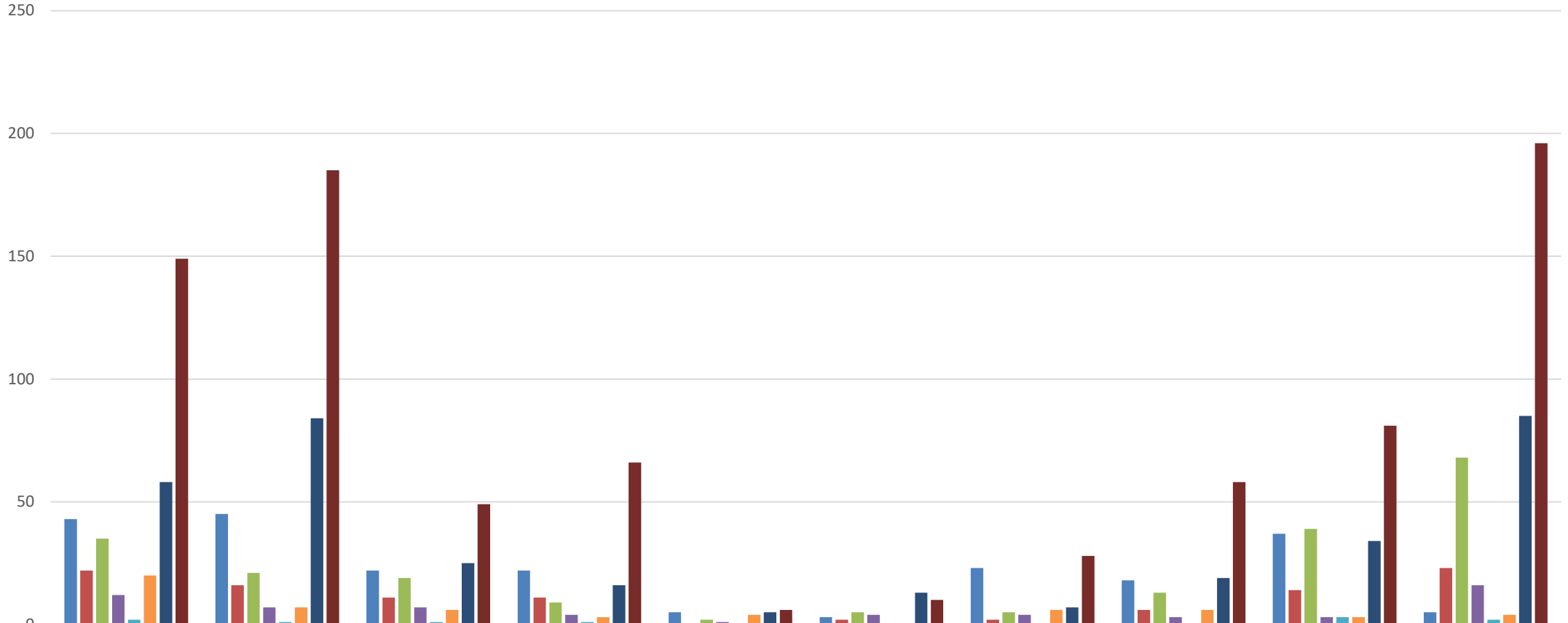


Calls for Service: Select Categories



| | Central-Terry | Heights | Midtown Community | North Park | Pioneer Park | Rimrock | South Side | Southwest Corridor | West End | Outside TF Areas |
|--------------------------|---------------|---------|-------------------|------------|--------------|---------|------------|--------------------|----------|------------------|
| Area Check | 34 | 50 | 16 | 28 | 12 | 1 | 24 | 31 | 28 | 51 |
| Disturbance | 99 | 126 | 41 | 69 | 12 | 6 | 61 | 44 | 67 | 86 |
| Noise Complaint | 12 | 10 | 7 | 9 | 2 | 1 | 5 | 5 | 11 | 6 |
| Sick/Injured Person | 11 | 12 | 9 | 11 | | | 7 | 4 | 7 | 10 |
| Suicide Attempts/Threats | 26 | 15 | 12 | 11 | 4 | 2 | 18 | 7 | 6 | 23 |
| Suspicious Activity | 208 | 224 | 84 | 153 | 35 | 9 | 101 | 129 | 136 | 183 |
| Threats/Harassment | 32 | 29 | 14 | 13 | 5 | 2 | 6 | 10 | 30 | 18 |
| Vandalism | 26 | 23 | 14 | 12 | 2 | | 8 | 7 | 19 | 28 |
| Welfare Check | 90 | 93 | 53 | 88 | 8 | 2 | 32 | 41 | 66 | 111 |

Calls for Service: Traffic Categories



| | Central-Terry | Heights | Midtown Community | North Park | Pioneer Park | Rimrock | South Side | Southwest Corridor | West End | Outside TF Areas |
|---------------------------------|---------------|---------|-------------------|------------|--------------|---------|------------|--------------------|----------|------------------|
| Abandoned Vehicle | 43 | 45 | 22 | 22 | 5 | 3 | 23 | 18 | 37 | 5 |
| Accident Hit and Run | 22 | 16 | 11 | 11 | | 2 | 2 | 6 | 14 | 23 |
| Accident Property Damage | 35 | 21 | 19 | 9 | 2 | 5 | 5 | 13 | 39 | 68 |
| Accident w/Injuries | 12 | 7 | 7 | 4 | 1 | 4 | 4 | 3 | 3 | 16 |
| Accident/Non-Investigated | 2 | 1 | 1 | 1 | | | | | 3 | 2 |
| Parking Complaint | 20 | 7 | 6 | 3 | 4 | | 6 | 6 | 3 | 4 |
| Traffic Complaint/Investigation | 58 | 84 | 25 | 16 | 5 | 13 | 7 | 19 | 34 | 85 |
| Traffic Stop | 149 | 185 | 49 | 66 | 6 | 10 | 28 | 58 | 81 | 196 |

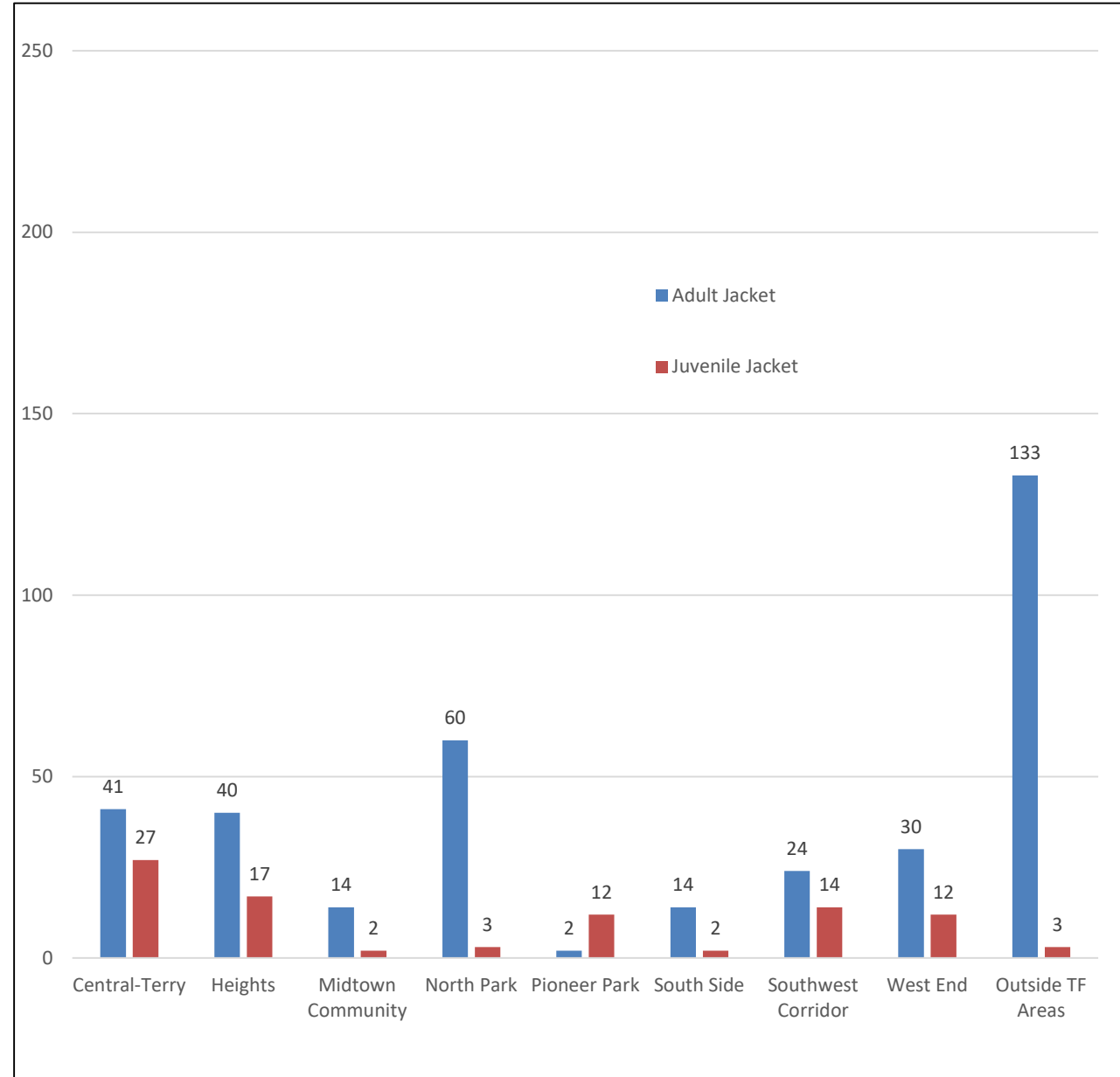
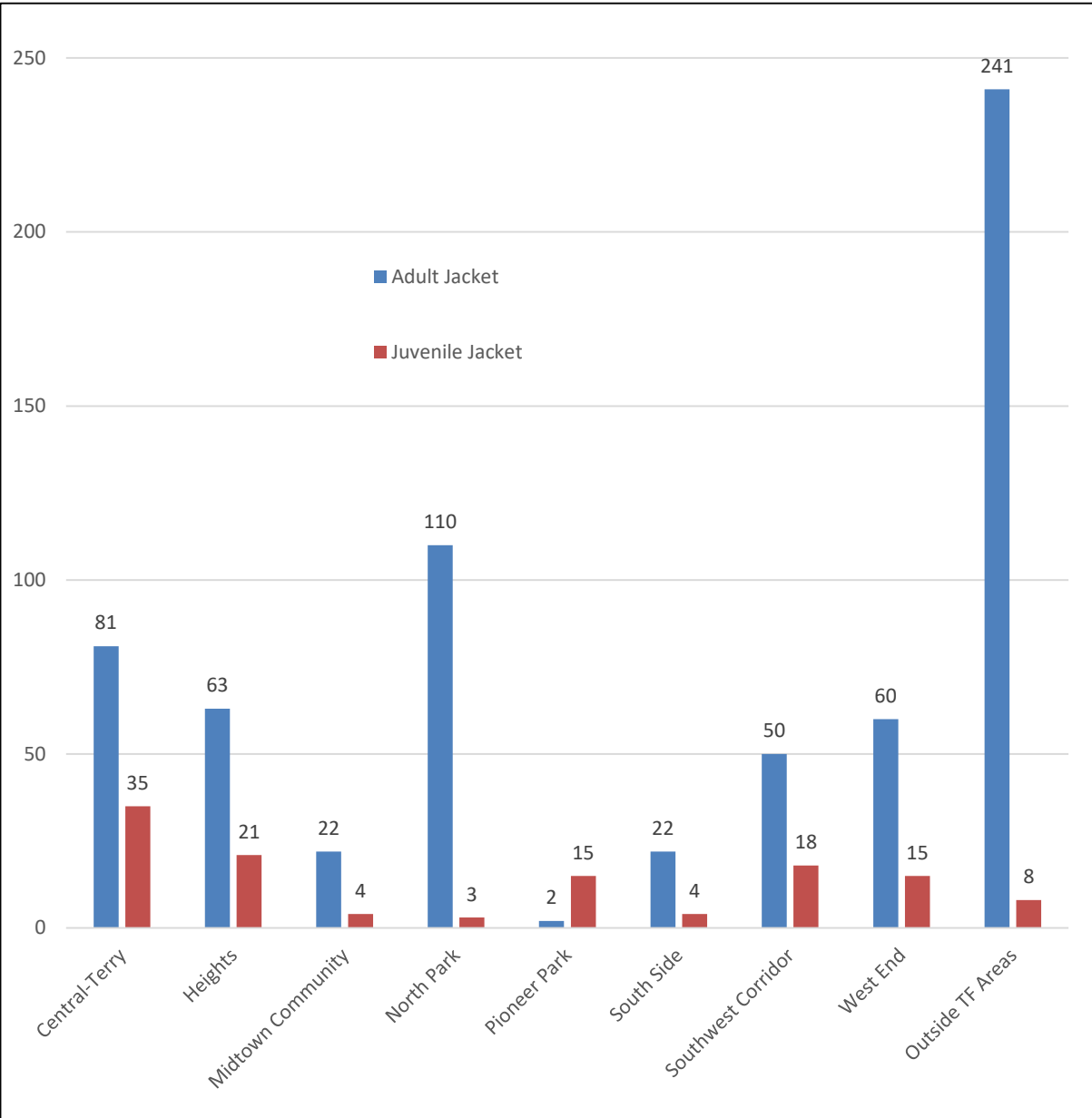
Arrest Charges

Total arrest charges: 774

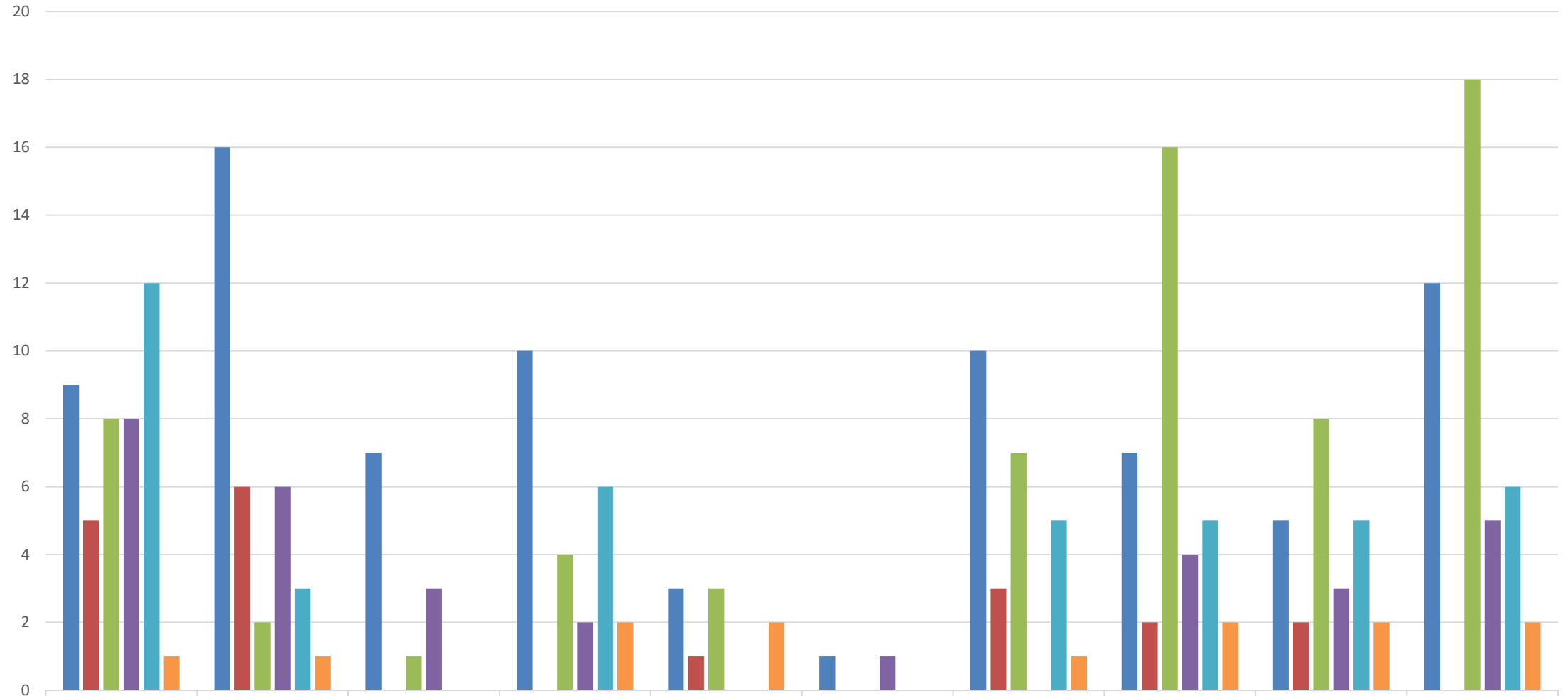
Arrest Stats

Unique arrests

Total unique arrests: 450

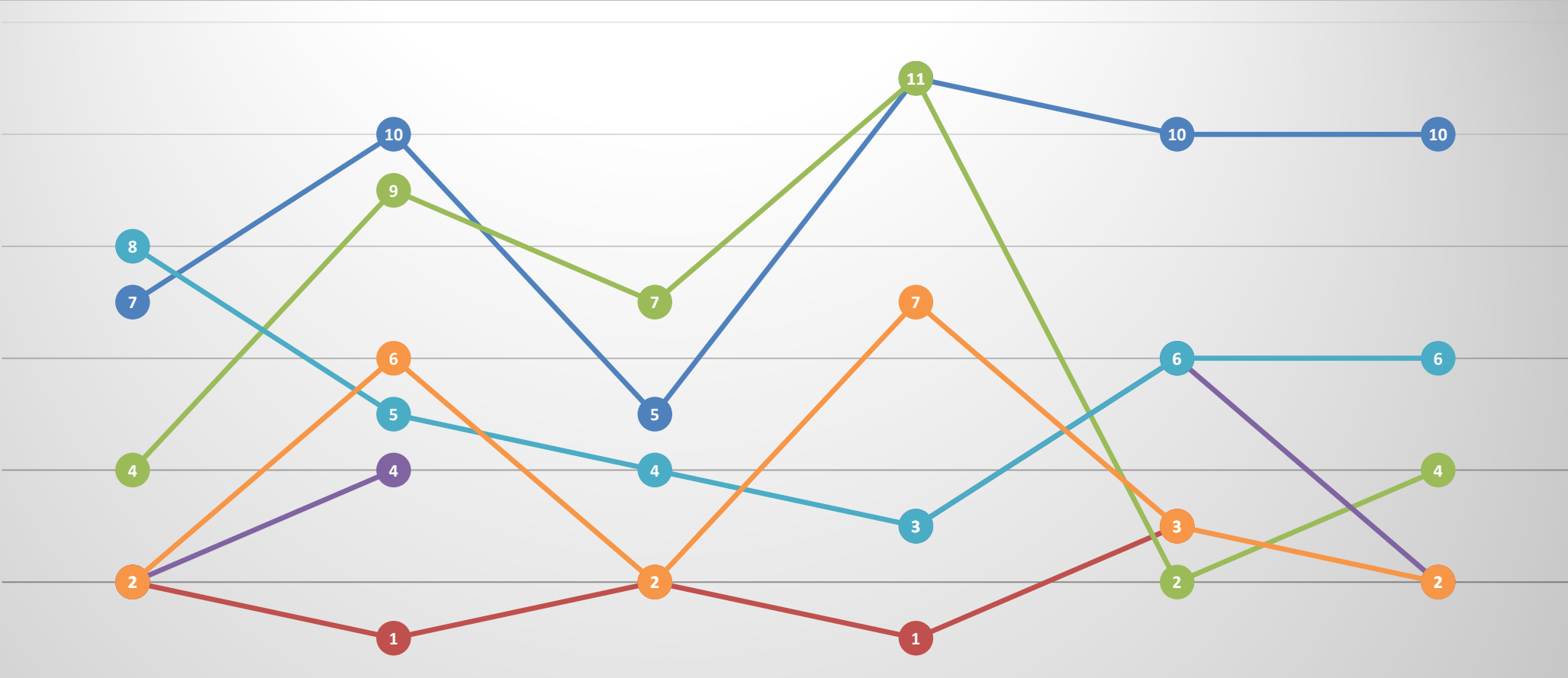


Offenses



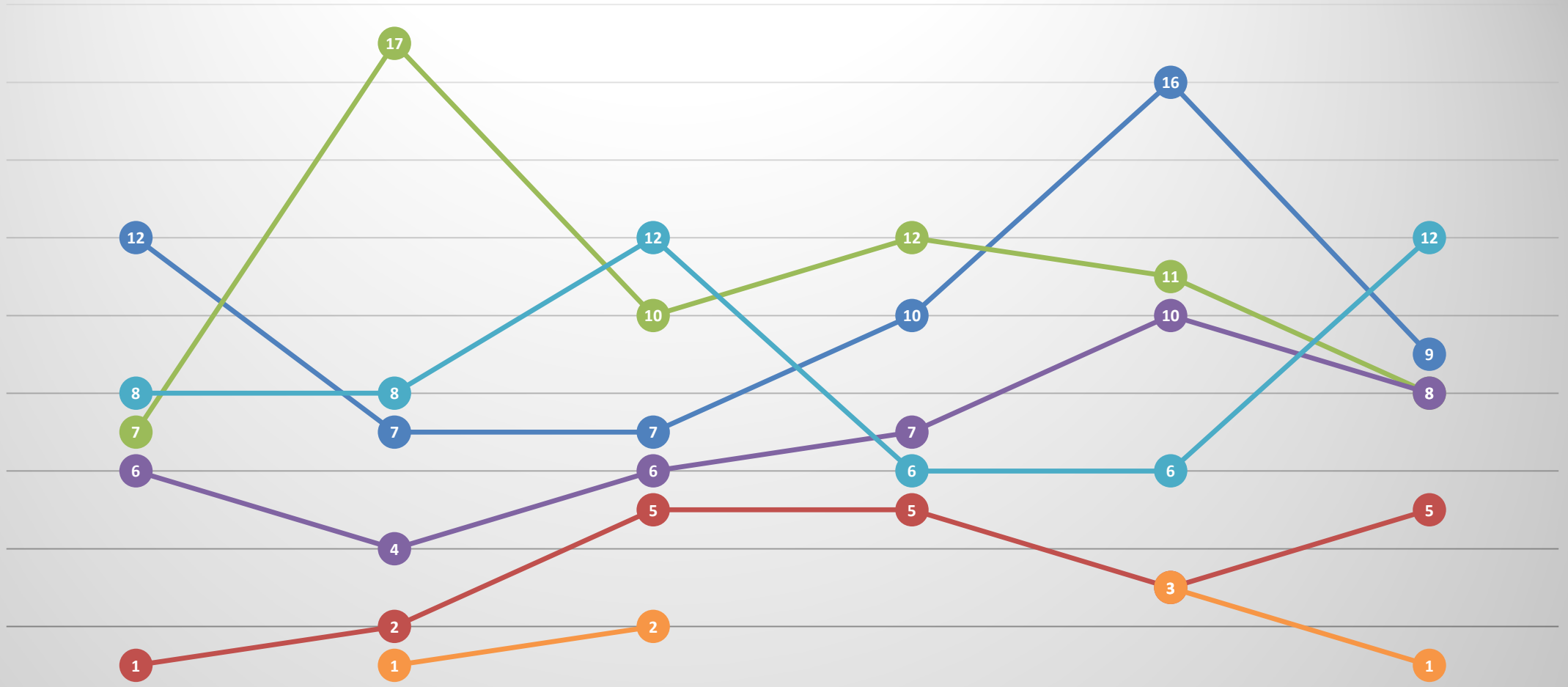
| | Central-Terry | Heights | Midtown Community | North Park | Pioneer Park | Rimrock | South Side | Southwest Corridor | West End | Outside TF Areas |
|-----------------------|---------------|---------|-------------------|------------|--------------|---------|------------|--------------------|----------|------------------|
| ■ ASSAULT | 9 | 16 | 7 | 10 | 3 | 1 | 10 | 7 | 5 | 12 |
| ■ BURGLARY, RESIDENCE | 5 | 6 | | | 1 | | 3 | 2 | 2 | |
| ■ DRUGS | 8 | 2 | 1 | 4 | 3 | | 7 | 16 | 8 | 18 |
| ■ DUI/AGG DUI | 8 | 6 | 3 | 2 | | 1 | | 4 | 3 | 5 |
| ■ MV THEFT | 12 | 3 | | 6 | | | 5 | 5 | 5 | 6 |
| ■ ROBBERY | 1 | 1 | | 2 | 2 | | 1 | 2 | 2 | 2 |

North Park Offenses: Rolling 6-Month Totals



| | Apr | May | Jun | Jul | Aug | Sep |
|---------------------|-----|-----|-----|-----|-----|-----|
| ASSAULT | 7 | 10 | 5 | 11 | 10 | 10 |
| BURGLARY, RESIDENCE | 2 | 1 | 2 | 1 | 3 | 2 |
| DRUGS | 4 | 9 | 7 | 11 | 2 | 4 |
| DUI/AGG DUI | 2 | 4 | 4 | 3 | 6 | 2 |
| MV THEFT | 8 | 5 | 4 | 3 | 6 | 6 |
| ROBBERY | 2 | 6 | 2 | 7 | 3 | 2 |

Central Terry Offenses: Rolling 6-Month Totals



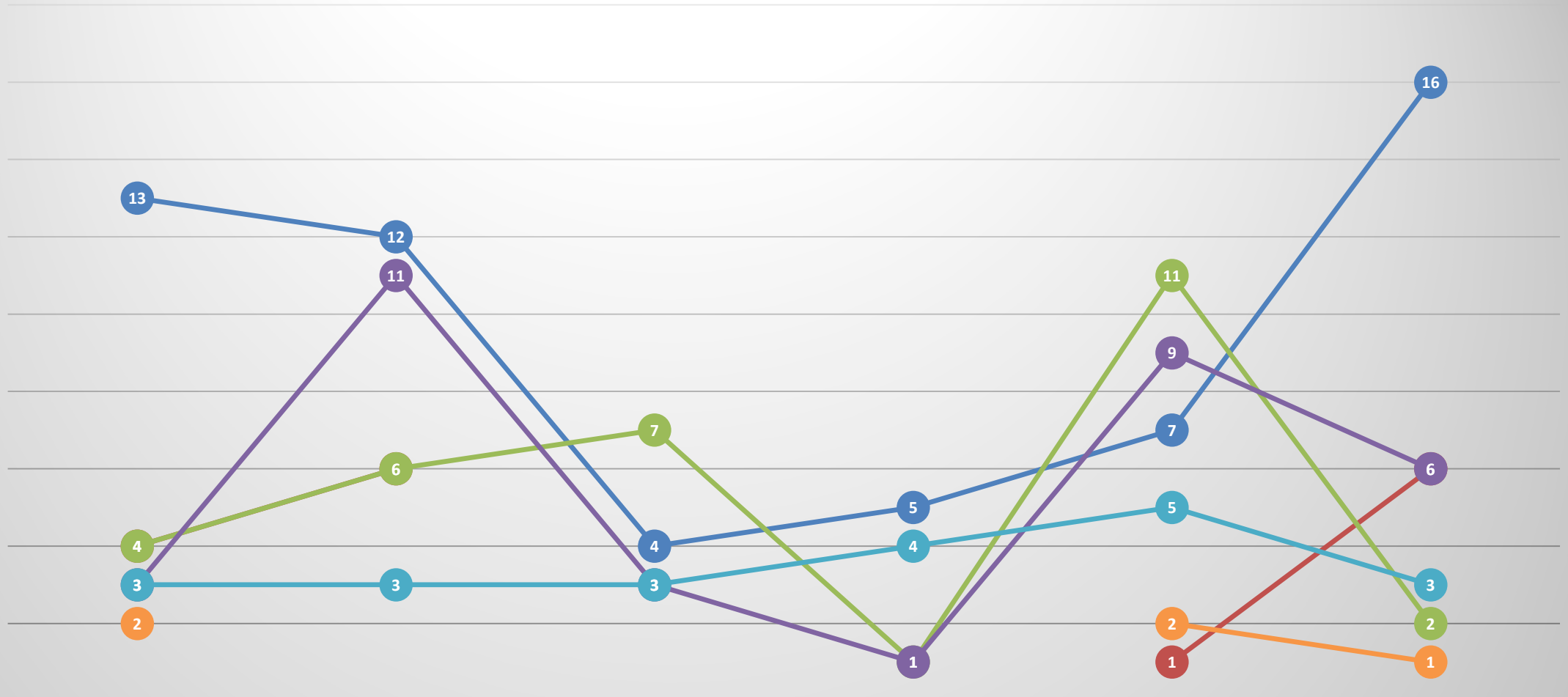
| | Apr | May | Jun | Jul | Aug | Sep |
|---------------------|-----|-----|-----|-----|-----|-----|
| ASSAULT | 12 | 7 | 7 | 10 | 16 | 9 |
| BURGLARY, RESIDENCE | 1 | 2 | 5 | 5 | 3 | 5 |
| DRUGS | 7 | 17 | 10 | 12 | 11 | 8 |
| DUI/AGG DUI | 6 | 4 | 6 | 7 | 10 | 8 |
| MV THEFT | 8 | 8 | 12 | 6 | 6 | 12 |
| ROBBERY | - | 1 | 2 | - | 3 | 1 |

Pioneer Park Offenses: Rolling 6-Month Totals



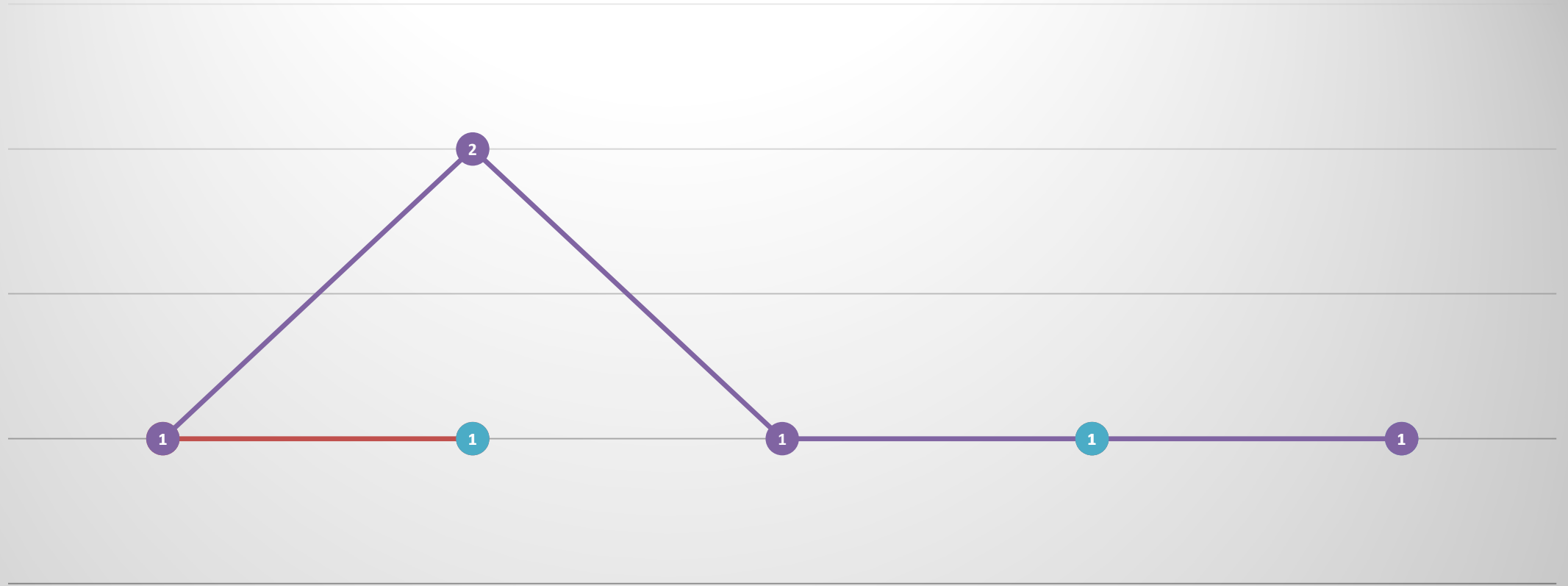
| | Apr | May | Jun | Jul | Aug | Sep |
|---------------------|-----|-----|-----|-----|-----|-----|
| ASSAULT | 1 | 2 | 1 | 2 | 1 | 3 |
| BURGLARY, RESIDENCE | | | | 2 | 1 | 1 |
| DRUGS | 2 | 4 | | | | 3 |
| DUI/AGG DUI | | 1 | | | 1 | |
| MV THEFT | 1 | | 1 | | 1 | |
| ROBBERY | | 1 | | | | 2 |

Heights Offenses: Rolling 6-Month Totals



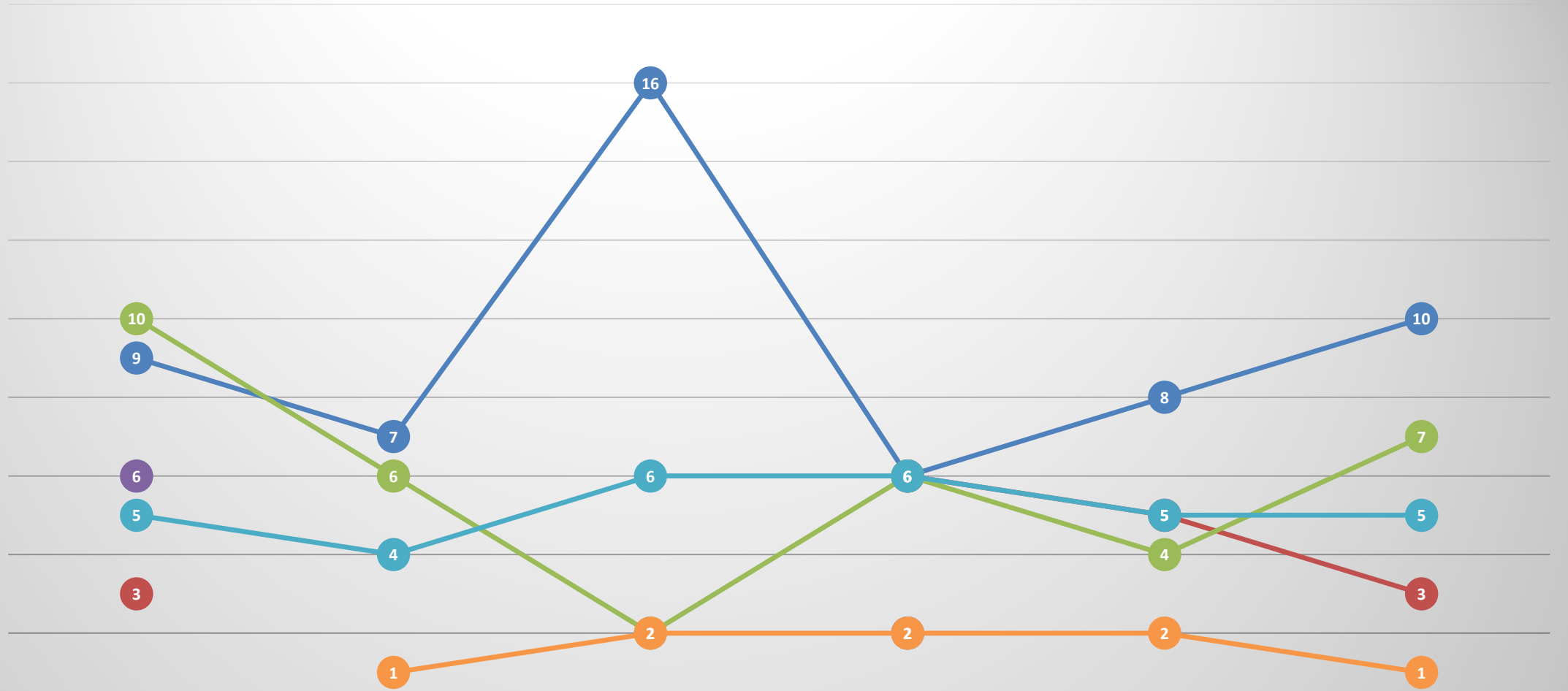
| | Apr | May | Jun | Jul | Aug | Sep |
|---------------------|-----|-----|-----|-----|-----|-----|
| ASSAULT | 13 | 12 | 4 | 5 | 7 | 16 |
| BURGLARY, RESIDENCE | 4 | 6 | 3 | 1 | 1 | 6 |
| DRUGS | 4 | 6 | 7 | 1 | 11 | 2 |
| DUI/AGG DUI | 3 | 11 | 3 | 1 | 9 | 6 |
| MV THEFT | 3 | 3 | 3 | 4 | 5 | 3 |
| ROBBERY | 2 | 3 | 3 | 4 | 2 | 1 |

Rimrock Offenses: Rolling 6-Month Totals



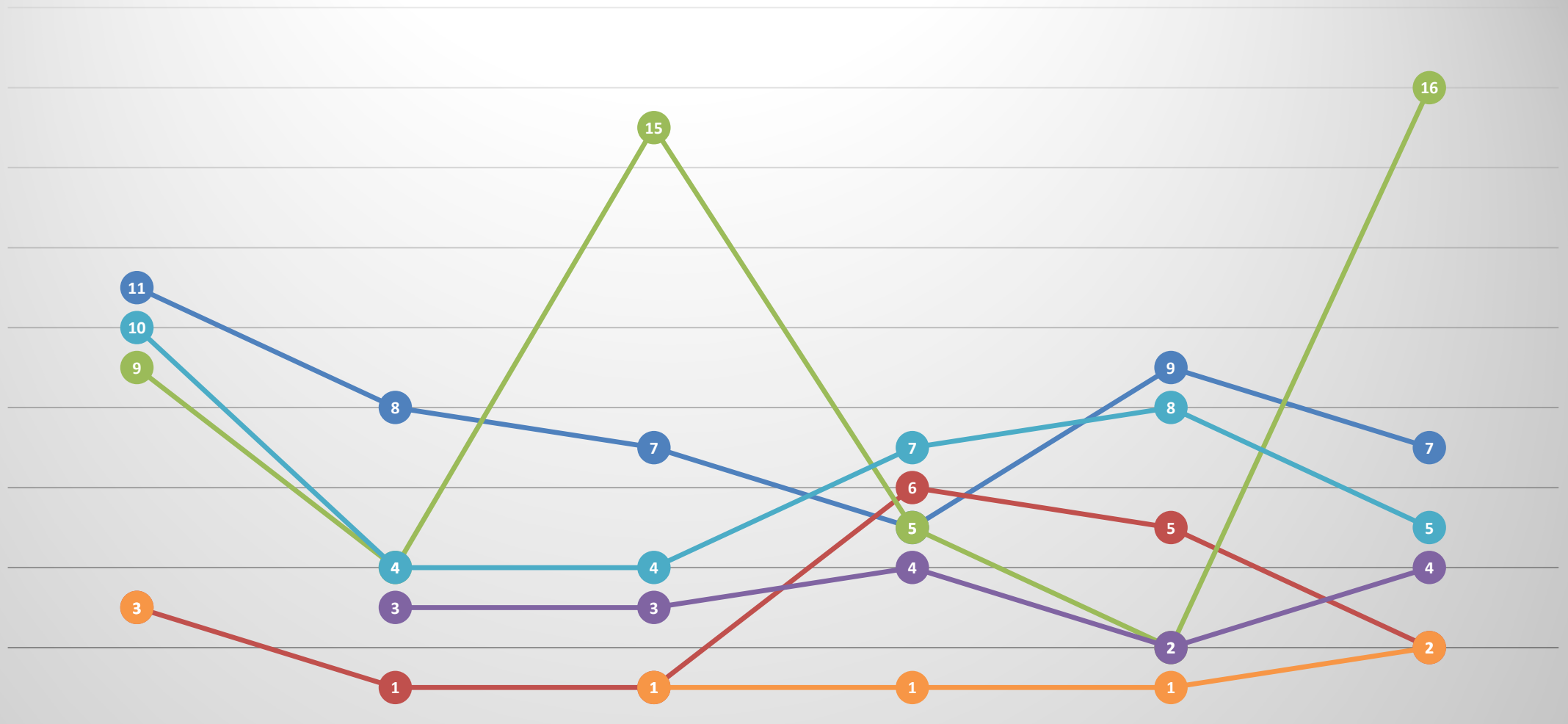
| | Apr | May | Jun | Jul | Sep |
|---------------------|-----|-----|-----|-----|-----|
| ASSAULT | | | | | 1 |
| BURGLARY, RESIDENCE | 1 | 1 | | | |
| DRUGS | | | | 1 | |
| DUI/AGG DUI | 1 | 2 | 1 | 1 | 1 |
| MV THEFT | | 1 | | 1 | |

South Side Offenses: Rolling 6-Month Totals



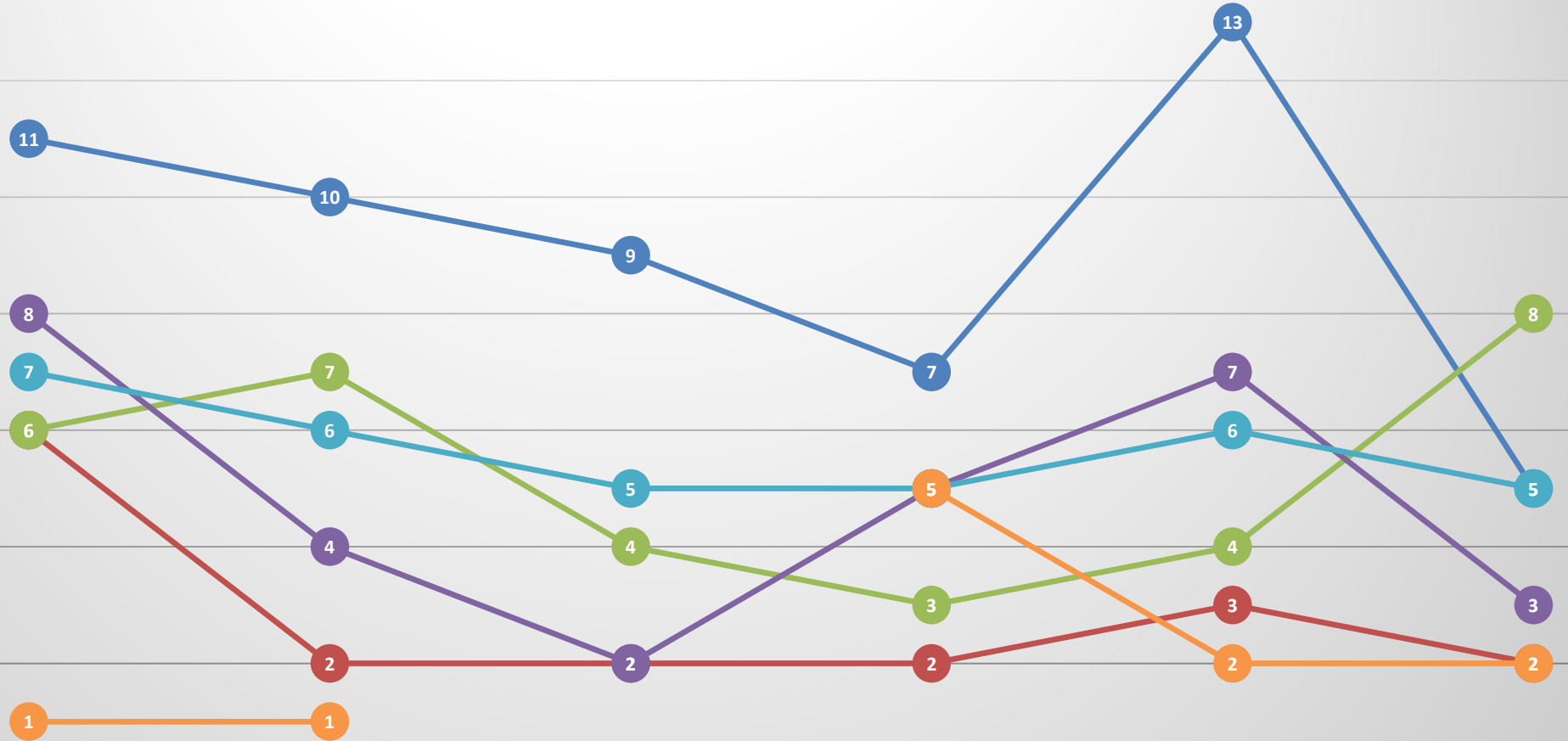
| | Apr | May | Jun | Jul | Aug | Sep |
|---------------------|-----|-----|-----|-----|-----|-----|
| ASSAULT | 9 | 7 | 16 | 6 | 8 | 10 |
| BURGLARY, RESIDENCE | 3 | | | 6 | 5 | 3 |
| DRUGS | 10 | 6 | 2 | 6 | 4 | 7 |
| DUI/AGG DUI | 6 | | | 2 | | |
| MV THEFT | 5 | 4 | 6 | 6 | 5 | 5 |
| ROBBERY | | 1 | 2 | 2 | 2 | 1 |

Southwest Corridor Offenses: Rolling 6-Month Totals



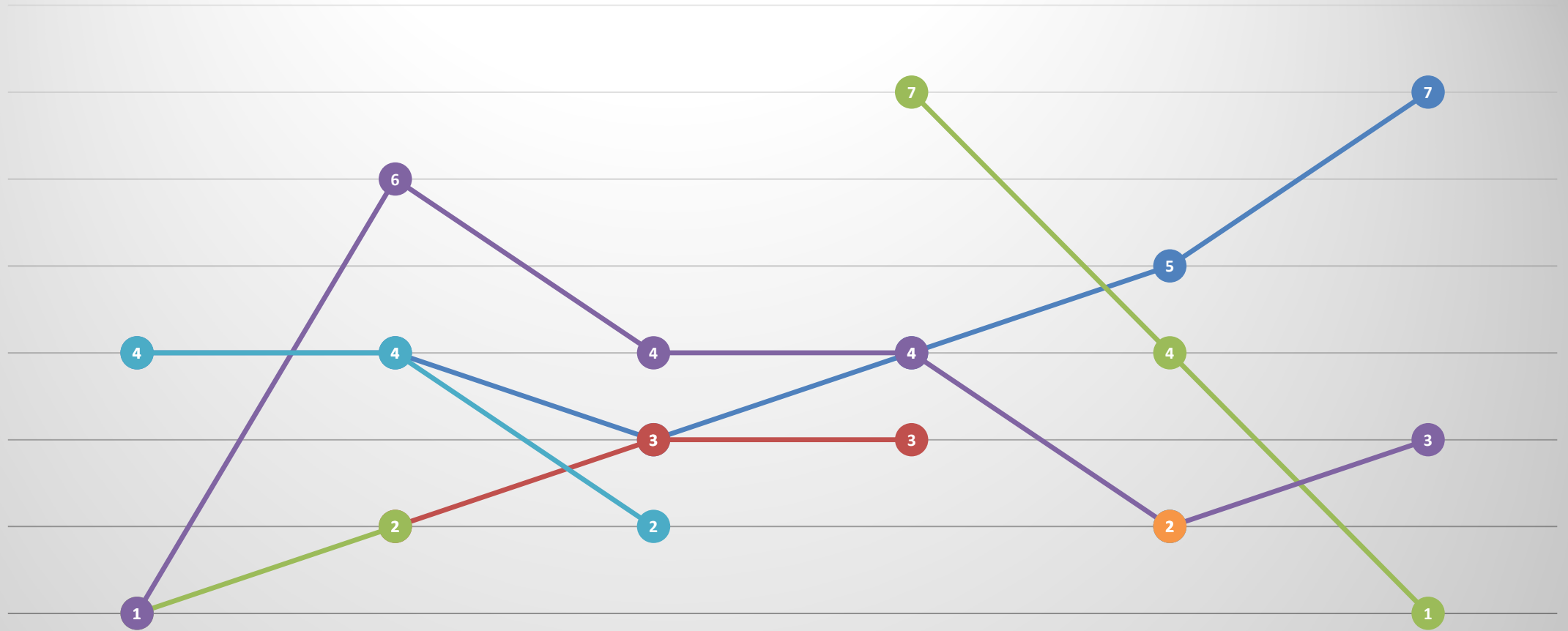
| | Apr | May | Jun | Jul | Aug | Sep |
|---------------------|-----|-----|-----|-----|-----|-----|
| ASSAULT | 11 | 8 | 7 | 5 | 9 | 7 |
| BURGLARY, RESIDENCE | 3 | 1 | 1 | 6 | 5 | 2 |
| DRUGS | 9 | 4 | 15 | 5 | 2 | 16 |
| DUI/AGG DUI | | 3 | 3 | 4 | 2 | 4 |
| MV THEFT | 10 | 4 | 4 | 7 | 8 | 5 |
| ROBBERY | 3 | | 1 | 1 | 1 | 2 |

West End Offenses: Rolling 6-Month Totals



| | Apr | May | Jun | Jul | Aug | Sep |
|---------------------|-----|-----|-----|-----|-----|-----|
| ASSAULT | 11 | 10 | 9 | 7 | 13 | 5 |
| BURGLARY, RESIDENCE | 6 | 2 | 2 | 2 | 3 | 2 |
| DRUGS | 6 | 7 | 4 | 3 | 4 | 8 |
| DUI/AGG DUI | 8 | 4 | 2 | 5 | 7 | 3 |
| MV THEFT | 7 | 6 | 5 | 5 | 6 | 5 |
| ROBBERY | 1 | 1 | | 5 | 2 | 2 |

Midtown Offenses: Rolling 6-Month Totals



| | Apr | May | Jun | Jul | Aug | Sep |
|---------------------|-----|-----|-----|-----|-----|-----|
| ASSAULT | 4 | 4 | 3 | 4 | 5 | 7 |
| BURGLARY, RESIDENCE | 1 | 2 | 3 | 3 | 2 | 3 |
| DRUGS | 1 | 2 | 4 | 7 | 4 | 1 |
| DUI/AGG DUI | 1 | 6 | 4 | 4 | 2 | 3 |
| MV THEFT | 4 | 4 | 2 | 2 | 2 | 2 |
| ROBBERY | | | | | 2 | |