



Capital Improvement Plan
FY 2024– FY 2028
Proposed

TABLE OF CONTENTS

3	Capital Improvement Plan Summaries
7	CIP Projects by Department & Project Category
12	CIP Projects by Fund
20	CIP Projects by Revenue Sources
29	Department & Project Category
30	Aviation & Transit
64	Administration
72	Parks and Recreation
102	Planning Department
112	Public Works
188	Glossary



FY 2024 - 2028 CAPITAL IMPROVEMENT PLAN SUMMARIES

CIP OVERVIEW

What is a Capital Improvement Plan (CIP)?

The CIP is a comprehensive five-year plan that identifies needs for construction of capital projects or improvements to the City's infrastructure and facilities. The City of Billings FY 2024-2028 CIP contains information on how the City plans to invest available resources into key infrastructure and facilities between fiscal years 2024 and 2028. The CIP provides a forecast of funds available for capital projects and identifies all planned capital improvement projects and their estimated costs over the five-year period.

The City funds construction of its infrastructure and facilities using a wide range of sources, including tax revenues, bond proceeds, and fees for services and continues to look for ways to leverage its funding, through federal, state, and local grants and reimbursements, to maximize funding for CIP projects.

The first year's program in the CIP is adopted by the City Council as the capital budget, as a counterpart to the annual operating budget. Although fiscal resources are appropriated only in the first year of the CIP, the succeeding four years of the CIP are important in providing a longer-term plan for spending priorities, scheduling projects in a logical sequence, and coordinating and targeting capital improvement projects for all City departments. The annual update to the CIP is created with input from the public and direction from the City Council. A community's CIP is a guide that lays out the framework for achieving the current and future goals related to the physical assets of the community.

What is a capital project?

A capital project is a project that costs \$25,000 or more and results in a permanent addition to the City's asset through the acquisition of property, new construction, or rehabilitation of an existing facility to a like-new condition. Project costs can include the cost of land, engineering, architectural planning, and contract services needed to complete the project.

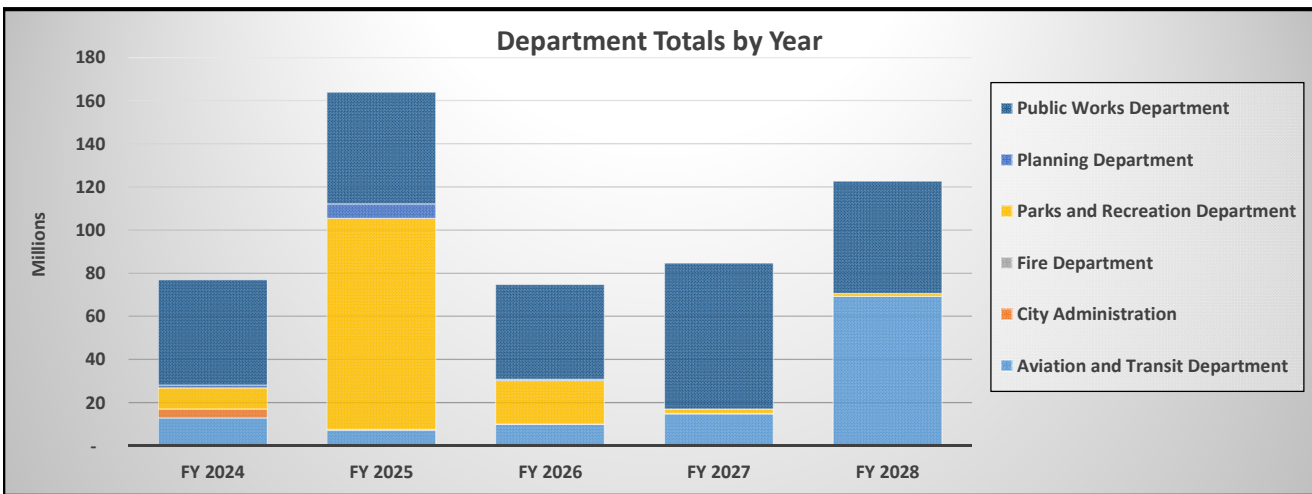
What's in this 5-year CIP?

The FY 2024-2028 CIP includes \$ 523.1 million for 147 projects. Approximately 32% of the CIP will be funded with debt. Some debt (Sidewalk and Curb bonds and Special Improvement District bonds) is used to assist property owners with needed sidewalk and street improvements by allowing them to pay back the costs of these improvements over time. The City sells bonds and the debt is then assessed back to the property owners who received benefit of the improvements.

The City also uses bonds as a funding source for capital projects when projects cannot be funded prudently from current revenues or fund balances. Debt financing is also utilized to better ensure inter-generational equity by spreading payments for assets and infrastructure over their useful lives.

DEPARTMENT TOTALS

Department	FY 2024	FY 2025	FY 2026	FY 2027	FY 2028	Total
Aviation and Transit Department	12,900,000	7,300,111	9,849,999	14,800,000	69,200,110	114,050,220
City Administration	4,176,354	266,376	283,624	160,076	-	4,886,430
Fire Department	-	-	-	-	-	-
Parks and Recreation Department	9,688,759	97,848,505	20,055,746	2,127,092	1,350,000	131,070,102
Planning Department	1,455,000	6,650,000	700,000	-	-	8,805,000
Public Works Department	48,763,000	51,861,000	43,928,000	67,606,000	52,157,000	264,315,000
Total Capital Improvement Plan	76,983,113	163,925,992	74,817,369	84,693,168	122,707,110	523,126,752



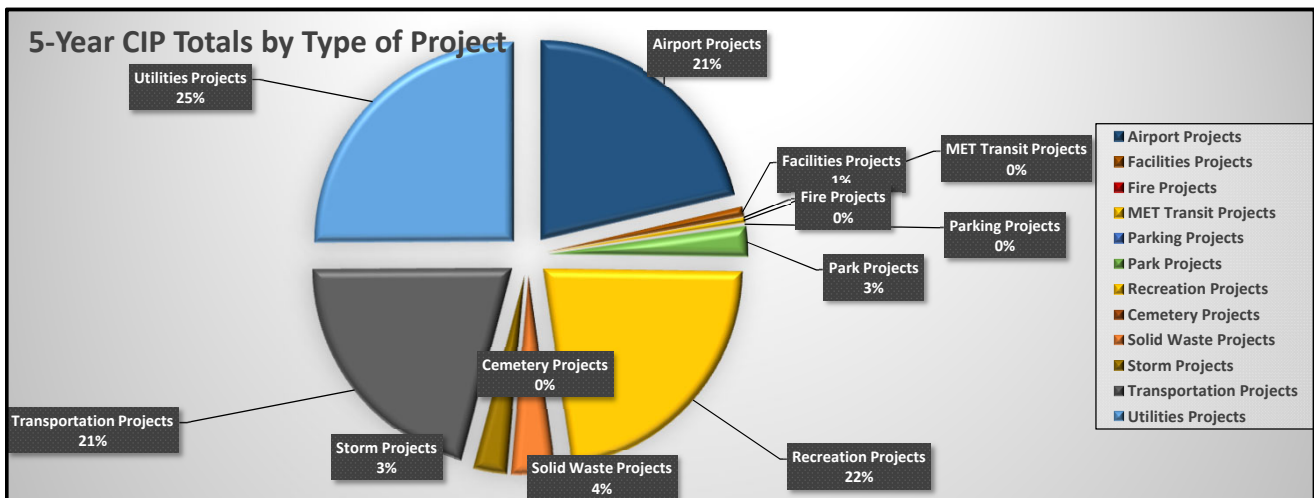


FY 2024 - 2028 CAPITAL IMPROVEMENT PLAN SUMMARIES

CIP OVERVIEW

PROJECT CATEGORY TOTALS

Project Category	FY 2024	FY 2025	FY 2026	FY 2027	FY 2028	Total
Airport Projects	10,633,000	7,300,111	9,849,999	14,800,000	69,200,110	111,783,220
Facilities Projects	4,026,430	125,000	125,000	-	-	4,276,430
Fire Projects	-	-	-	-	-	-
MET Transit Projects	2,267,000	-	-	-	-	2,267,000
Parking Projects	149,924	141,376	158,624	160,076	-	610,000
Park Projects	2,771,759	3,300,305	3,442,154	2,127,092	1,350,000	12,991,310
Recreation Projects	6,647,000	93,938,200	16,613,592	-	-	117,198,792
Cemetery Projects	270,000	610,000	-	-	-	880,000
Solid Waste Projects	900,000	95,000	2,410,000	12,900,000	2,600,000	18,905,000
Storm Projects	1,412,000	3,495,000	3,278,000	3,554,000	2,581,000	14,320,000
Transportation Projects	22,866,000	22,476,000	17,455,000	23,227,000	22,611,000	108,635,000
Utilities Projects	25,040,000	32,445,000	21,485,000	27,925,000	24,365,000	131,260,000
Total Capital Improvement Plan	76,983,113	163,925,992	74,817,369	84,693,168	122,707,110	523,126,752





FY 2024 - 2028 CAPITAL IMPROVEMENT PLAN SUMMARIES

CIP OVERVIEW

Fund Types

Capital Project Funds are used to account for financial resources that are restricted for the expenditure of capital projects that are not otherwise accounted for in

Enterprise Funds are operated similarly to a business in that services are provided to the public for a fee that makes the entity self-supporting.

The **General Fund** utilizes taxpayer dollars and other revenues to support general City services. General fund dollars are largely discretionary since the Mayor and

Internal Service Funds are used to account for services provided by a City department to other City departments. Internal service funds are funded by charging the

Special Revenue Funds are used to account for the proceeds of specific revenue proceeds that are restricted for the expenditure of specific purposes. These

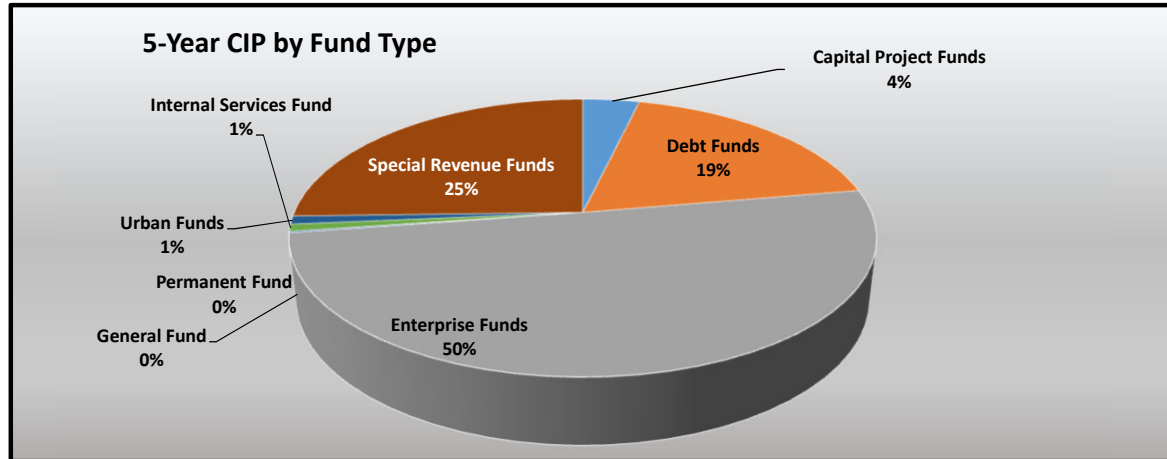
PROJECTS BY FUND

Fund	FY 2024	FY 2025	FY 2026	FY 2027	FY 2028	Total
Capital Project Funds						
Sidewalk and Curb Districts Fund	1,385,000	1,400,000	1,420,000	1,430,000	1,460,000	7,095,000
Centennial Park Construction Fund	65,662	-	-	-	-	65,662
Special Improvement Districts (SID) Fund	2,675,000	2,400,000	2,400,000	2,400,000	2,400,000	12,275,000
Total Capital Projects Fund	4,125,662	3,800,000	3,820,000	3,830,000	3,860,000	19,435,662
Enterprise Funds						
Airport Fund	10,633,000	7,300,111	9,849,999	14,800,000	69,200,110	111,783,220
Parking Fund	149,924	141,376	158,624	160,076	-	610,000
Solid Waste Fund	900,000	95,000	2,410,000	12,900,000	2,600,000	18,905,000
Transit Fund	2,267,000	-	-	-	-	2,267,000
Wastewater Fund	12,260,000	11,995,000	7,600,000	9,330,000	9,690,000	50,875,000
Water Fund	13,780,000	14,450,000	14,885,000	19,595,000	15,675,000	78,385,000
Total Enterprise Funds	39,989,924	33,981,487	34,903,623	56,785,076	97,165,110	262,825,220
General Fund						
	-	-	-	-	-	-
Facilities Management Fund (Internal Services Fund)	4,026,430	125,000	125,000	-	-	4,276,430
Information Technology Fund (Internal Services Fund)						
	-	-	-	-	-	-
Permanent Fund	270,000	610,000	-	-	-	880,000
General Obligation Bond/Loan Fund (Debt Fund)	-	78,834,400	18,227,184	-	-	97,061,584
Urban Funds - State Funds	-	-	-	5,000,000	-	5,000,000
Special Revenue Funds						
Amend Park Endowment Fund	-	200,000	-	-	-	200,000
Baseball Field/Stadium Donations for Capital Fund	-	449,080	-	-	-	449,080
Downtown Tax Increment Fund	5,900,000	-	-	-	-	5,900,000
East Tax Increment District Fund	205,000	250,000	-	-	4,000,000	4,455,000
Gas Tax Fund	3,284,000	3,307,000	3,720,000	4,615,000	6,510,000	21,436,000
Park District 1 Fund	2,853,097	655,025	1,828,562	1,963,592	1,350,000	8,650,276
Parks Program Fund	-	-	-	163,500	-	163,500
Park Acquisition Development Fund	-	600,000	-	-	-	600,000
Planning Fund	-	875,000	-	-	-	875,000
South Tax Increment District Fund	9,120,000	23,500,000	-	-	-	32,620,000
Storm Fund	1,412,000	3,495,000	3,278,000	3,554,000	2,581,000	14,320,000
Street Maintenance District Fund	4,097,000	7,469,000	8,215,000	8,782,000	7,241,000	35,804,000
Street and Traffic Fund	950,000	-	-	-	-	950,000
Trail Grant Fund	250,000	2,022,500	100,000	-	-	2,372,500
Transportation Alternatives Program Fund	500,000	3,752,500	600,000	-	-	4,852,500
Total Special Revenue Funds	28,571,097	46,575,105	17,741,562	19,078,092	21,682,000	133,647,856
Total Capital Improvement Plan	76,983,113	163,925,992	74,817,369	84,693,168	122,707,110	523,126,752



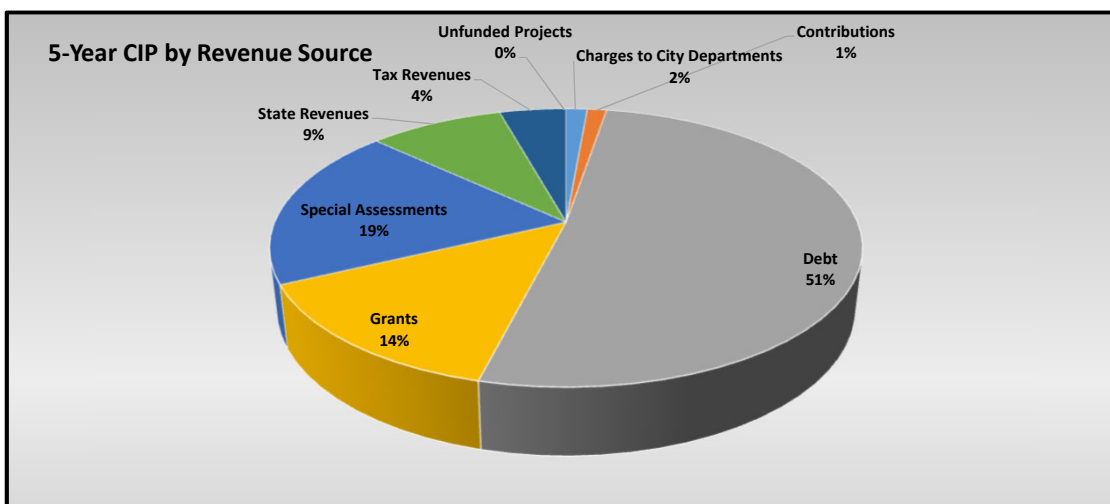
FY 2024 - 2028 CAPITAL IMPROVEMENT PLAN SUMMARIES

CIP OVERVIEW



PROJECTS BY REVENUE SOURCE

Revenue Source	FY 2024	FY 2025	FY 2026	FY 2027	FY 2028	Total
Charges to City Departments	4,026,430	125,000	125,000	-	-	4,276,430
Contributions	1,250,000	2,421,580	50,000	163,500	-	3,885,080
Debt	10,560,000	106,134,400	22,047,184	16,430,000	3,860,000	159,031,584
Grants	10,303,600	8,732,500	7,725,000	8,280,000	8,200,000	43,241,100
Special Assessments	8,312,097	11,619,025	13,321,562	14,299,592	11,172,000	58,724,276
State Revenues	3,284,000	4,082,000	3,720,000	9,615,000	6,510,000	27,211,000
Tax Revenues	9,178,400	250,000	-	-	4,000,000	13,428,400
Unfunded Projects	-	-	-	-	-	-
Total Capital Improvement Plan	76,983,113	163,925,992	74,817,369	84,693,168	122,707,110	523,126,752



CIP Projects by Department & Project Category



FY 2024 - 2028 CAPITAL IMPROVEMENT PLAN SUMMARIES FUNDING BY DEPARTMENT AND PROJECT CATEGORY

AVIATION AND TRANSIT DEPARTMENT

AIRPORT PROJECTS

Project Name	FY 2024	FY 2025	FY 2026	FY 2027	FY 2028	Total
Airport Master Plan Update		889,000				889,000
Baggage Claim Improvement			1,000,000			1,000,000
Car Rental Parking Garage					60,000,000	60,000,000
Cargo Ramp Rehabilitation				4,200,000		4,200,000
Cargo Ramp - North Side				1,500,000		1,500,000
Cargo Ramp - Slot 5 Expansion					5,889,000	5,889,000
Extend Operations Building Mechanic Bays			500,000			500,000
Extend Water & Sewer Line to Business Park			500,000			500,000
Fencing Upgrade on Northside-Mitchell Property			100,000			100,000
Fuel Farm Expansion	100,000					100,000
Move East Stair Tower to Open Up Ticketing Lobby	800,000	4,200,000				5,000,000
Old East Taxi Lane - Rehab		388,889				388,889
Operations Equipment Cold Storage Building				500,000		500,000
Parking Garage Planning and Design				5,000,000		5,000,000
Pavement Condition Index Survey			83,333			83,333
Public Ramp - Northside Expansion Phase II				2,000,000		2,000,000
Reconstruct the Commercial Air Carrier Parking Ramp	3,333,000					3,333,000
Rehab Taxiway A East End			2,222,222			2,222,222
Rehab Taxiway B North				1,500,000		1,500,000
Remodel Ticket Counters	100,000					100,000
Remove Hangars IP 1-4		200,000				200,000
Repave Airport Service Road					1,422,222	1,422,222
Replace IP-9 Windows		200,000				200,000
Reside North Parapet Walls Above Roof				100,000		100,000
RWY 7/25 Improvements			5,444,444			5,444,444
Storm Water Drainage System Improvement					1,000,000	1,000,000
Taxiway C Hotspot Corrections					888,888	888,888
Terminal Building Expansion Construction	6,000,000					6,000,000
Terminal Access Road Rehab	300,000	1,422,222				1,722,222
Total Airport Projects	10,633,000	7,300,111	9,849,999	14,800,000	69,200,110	111,783,220

MET TRANSIT PROJECTS

Project Name	FY 2024	FY 2025	FY 2026	FY 2027	FY 2028	Total
Electrical Supply Upgrade for Bus Chargers	302,000					302,000
Metroplex Expansion/Interior Remodel	1,600,000					1,600,000
MET EV Bus Chargers	365,000					365,000
Total MET Transit Projects	2,267,000	-	-	-	-	2,267,000

AVIATION AND TRANSIT DEPARTMENT TOTAL	12,900,000	7,300,111	9,849,999	14,800,000	69,200,110	114,050,220
--	-------------------	------------------	------------------	-------------------	-------------------	--------------------

CITY ADMINISTRATION

FACILITIES PROJECTS

Project Name	FY 2024	FY 2025	FY 2026	FY 2027	FY 2028	Total
Law and Justice Center/City Hall						-
Fleet Expansion and New Washbays	4,026,430					4,026,430
BOC Rooftop Unit Replacement		125,000	125,000			250,000
Total Facilities Projects	4,026,430	125,000	125,000	-	-	4,276,430

PARKING PROJECTS

Project Name	FY 2024	FY 2025	FY 2026	FY 2027	FY 2028	Total
Awnings and Exterior Signage Replacement	89,924			160,076		250,000
Painting and Interior Signage Update		141,376	158,624			300,000
Parking Garage Condition Audit	60,000					60,000
Total Parking Projects	149,924	141,376	158,624	160,076	-	610,000

CITY ADMINISTRATION DIVISION TOTAL	4,176,354	266,376	283,624	160,076	-	4,886,430
---	------------------	----------------	----------------	----------------	----------	------------------

PARKS AND RECREATION DEPARTMENT**PARK PROJECTS**

Project Name	FY 2024	FY 2025	FY 2026	FY 2027	FY 2028	Total
Aquatics Facilities Evaluation	190,000					190,000
Amend Park Parking Lot Repairs		200,000				200,000
Burg Park Playground Replacement					300,000	300,000
Castle Rock Park North Parking Lot & Restroom	981,000					981,000
Centennial Park Trail Development (Dog Park)	65,662					65,662
Dehler Park Ball Field Replacement		449,080				449,080
Edgerton Park Playground Replacement					350,000	350,000
Hawthorne Park Wading Pool Replacement			196,200	1,613,592		1,809,792
Irrigation Automation Spring Creek and Evergreen Parks	315,097					315,097
Irrigation Automation at Burlington Park		305,025				305,025
Irrigation Automation at Boulder Park			332,362			332,362
North Park Tennis/Basketball Courts Replacement			650,000			650,000
Parks and Recreation Comprehensive Plan Update				163,500		163,500
Poly Vista Ball Park Restroom			300,000			300,000
Poly Vista Park Parking Lot Completion	220,000					220,000
Poly Vista Park Playground Development	1,000,000					1,000,000
Pioneer Park 6 Tennis Courts Replacements		1,200,000				1,200,000
Stewart Park Parking Lot Repair/Repave		600,000				600,000
Swords Park Road Replacement		250,000	250,000	250,000	250,000	1,000,000
Terry Park Spray Ground Replacement		196,200	1,613,592			1,809,792
Various Trail Repairs		100,000	100,000	100,000	100,000	400,000
Walsh Park Playground Replacement					350,000	350,000
Total Park Projects	2,771,759	3,300,305	3,442,154	2,127,092	1,350,000	12,991,310

RECREATION PROJECTS

Project Name	FY 2024	FY 2025	FY 2026	FY 2027	FY 2028	Total
Multi-Generational Community Recreation Center	6,500,000	92,242,000				98,742,000
Pioneer Wading Pool Replacement		196,200	1,613,592			1,809,792
Rose Pool Spray Feature Upgrade	147,000					147,000
South Park Pool Renovation		1,500,000	15,000,000			16,500,000
Total Recreation Projects	6,647,000	93,938,200	16,613,592	-	-	117,198,792

CEMETERY PROJECTS

Project Name	FY 2024	FY 2025	FY 2026	FY 2027	FY 2028	Total
Cemetery Area 15 Establishment		610,000				610,000
Cemetery Pump Station Replacement/Upgrade	270,000					270,000
Total Cemetery Projects	270,000	610,000	-	-	-	880,000

PARKS AND RECREATION DEPT TOTAL	9,688,759	97,848,505	20,055,746	2,127,092	1,350,000	131,070,102
--	------------------	-------------------	-------------------	------------------	------------------	--------------------

PLANNING DEPARTMENT

TRANSPORTATION PROJECTS

Project Name	FY 2024	FY 2025	FY 2026	FY 2027	FY 2028	Total
5th Avenue Corridor	205,000					205,000
25th Street Bridge	1,250,000					1,250,000
Alkali Creek Trail Connection		400,000				400,000
Downtown BBWA Corridor Trail/On Street Facilities		300,000				300,000
Downtown-Coulson Park Trail Connection		750,000				750,000
N 27th Street Side Path		1,700,000				1,700,000
Stagecoach Trail		3,500,000				3,500,000
Trail Connector from King Ave West to TransTech Center			700,000			700,000
Total Transportation Projects	1,455,000	6,650,000	700,000	-	-	8,805,000

PLANNING DEPARTMENT TOTAL	1,455,000	6,650,000	700,000	-	-	8,805,000
----------------------------------	------------------	------------------	----------------	----------	----------	------------------

PUBLIC WORKS DEPARTMENT

SOLID WASTE PROJECTS

Project Name	FY 2024	FY 2025	FY 2026	FY 2027	FY 2028	Total
Landfill Cell 6 Expansion			2,125,000	12,600,000		14,725,000
Landfill Compost Phase II				300,000	2,600,000	2,900,000
Landfill Master Plan		95,000				95,000
Landfill Secondary Leachate Pond			285,000			285,000
Landfill West Slope Stabilization	900,000					900,000
Total Solid Waste Projects	900,000	95,000	2,410,000	12,900,000	2,600,000	18,905,000

STORM PROJECTS

Project Name	FY 2024	FY 2025	FY 2026	FY 2027	FY 2028	Total
Annual Culvert Project	160,000	165,000	170,000	176,000	183,000	854,000
Annual Storm Drainage Intersection Trouble Spot Project	160,000	165,000	170,000	176,000	183,000	854,000
Annual Storm Sewer Rehabilitation Program	362,000	375,000	388,000	402,000	415,000	1,942,000
Babcock Boulevard Storm		250,000	2,250,000			2,500,000
Cove Creek/Little Cove Creek Study	280,000					280,000
Land for Storm Outfalls	200,000	200,000				400,000
Rimrock Road (62nd to 54th) and 54th (Rimrock to Grand)				200,000	1,800,000	2,000,000
West Heights Storm Water Detention	50,000	480,000				530,000
Yegen Drain Basin			300,000	2,600,000		2,900,000
Yegen Drain Southern Leg Capacity Improvements	200,000	1,860,000				2,060,000
Total Storm Projects	1,412,000	3,495,000	3,278,000	3,554,000	2,581,000	14,320,000

TRANSPORTATION PROJECTS

Project Name	FY 2024	FY 2025	FY 2026	FY 2027	FY 2028	Total
21st Street Underpass Improvements				5,000,000		5,000,000
36th - Central to Broadwater				300,000	2,700,000	3,000,000
54th St West (Grand to Rimrock)				700,000	5,500,000	6,200,000
6th Avenue North Multiuse Trail		500,000				500,000
Annual ADA Replacement	250,000	250,000	250,000	250,000	250,000	1,250,000
Annual Gravel Street Reconstruction	2,450,000	2,450,000	2,450,000	2,450,000	2,450,000	12,250,000
Annual PAVER Program	1,025,000	2,900,000	3,000,000	3,100,000	3,200,000	13,225,000
Annual Pedestrian Crossings	104,000	107,000	110,000	115,000	120,000	556,000
Annual SIDs	1,050,000	1,050,000	1,050,000	1,050,000	1,050,000	5,250,000
Annual Street Reconstruction	1,580,000	1,580,000	1,580,000	1,580,000	1,580,000	7,900,000
Annual Travel Corridor Coordination	52,000	54,000	56,000	58,000	61,000	281,000
Bike Boulevard	240,000					240,000
Broadwater - Vermillion to Shiloh	600,000	3,000,000				3,600,000
Gabel Road	550,000					550,000
Downtown 2 Way Conversion	7,400,000					7,400,000
Intersection Capacity Improvements	515,000	535,000	554,000	574,000	600,000	2,778,000
Misc., Curb, Gutter, and Sidewalk Program	975,000	1,000,000	1,030,000	1,050,000	1,100,000	5,155,000
Monad Road (Daniels to Moore Ln)			450,000	3,700,000		4,150,000
Pedestrian Crossing of Exposition Drive					4,000,000	4,000,000
Remote Restroom and Breakroom	100,000					100,000
Remote Storage Location for Sand and Slicer	850,000					850,000
Rimrock Road Widening (54th to 62nd)		600,000	5,800,000			6,400,000
Rimrock Road Widening (Clearview to 54th)			375,000	3,300,000		3,675,000
SBURA Unimproved Street Improvements	2,620,000					2,620,000
Traffic Calming			50,000			50,000
Traffic Signal Controller Upgrade	650,000					650,000
Wicks Lane - Main to Bitterroot	400,000	1,800,000				2,200,000
Total Transportation Projects	21,411,000	15,826,000	16,755,000	23,227,000	22,611,000	99,830,000

UTILITY PROJECTS

Project Name	FY 2024	FY 2025	FY 2026	FY 2027	FY 2028	Total
D&C Heated Shop and Breakroom Addition		1,200,000				1,200,000
Hydrogen Sulfide Mitigation	500,000					500,000
Wastewater - Central Sewer Extension (Shiloh to 44th)	160,000	900,000				1,060,000
Wastewater Compensation Agreements	300,000	300,000	300,000	300,000	300,000	1,500,000
Wastewater Digester Gas & Sludge Pump Replacement		515,000				515,000
Wastewater Digester Gas Interior Piping Replacement	1,200,000					1,200,000
Wastewater - Grand Avenue Sewer Ext (60th to 62nd)			400,000			400,000
Wastewater - Hesper Sewer (Shiloh to 48th)	500,000	3,700,000				4,200,000
Wastewater - Highway 3 Sanitary Sewer				250,000	1,350,000	1,600,000
Wastewater Main Replacements	5,300,000	5,800,000	6,400,000	7,040,000	7,740,000	32,280,000
Wastewater - Monad Sewer	4,000,000					4,000,000
Wastewater - Rehberg Ranch Lift Station			200,000	1,440,000		1,640,000
Wastewater Treatment Plant Campus Electrical	300,000	300,000	300,000	300,000	300,000	1,500,000
Water - Briarwood Water Line	300,000					300,000
Water - Central Water Extension (Shiloh to 44th)	130,000	670,000				800,000
Water Compensation Agreements	300,000	300,000	300,000	300,000	300,000	1,500,000
Water - Fox Reservoir #1 Replacement				400,000	3,300,000	3,700,000
Water - Grand Avenue Water Ext (60th to 62nd)			320,000			320,000
Water - Intake #2 Screening and PS Improvements				180,000	1,520,000	1,700,000
Water - Skyway Drive Waterline Loop				300,000	2,500,000	2,800,000
Water Main Replacements	4,300,000	4,800,000	5,400,000	6,040,000	6,740,000	27,280,000
Water Reservoir Site Improvements		7,000,000				7,000,000
Water - South 32nd St W/I-90/S Frontage Loop			275,000	2,725,000		3,000,000
Water - Storage Improvements (Zone 1)	700,000	6,000,000				6,700,000
Water - Storage Improvements (Zone 4)		700,000	6,200,000			6,900,000
Water Treatment Plant Electrical Improvements	400,000	150,000	200,000	500,000	315,000	1,565,000
Water Treatment Plant Facility Plan			300,000			300,000
Water - Voelker Pump Station PRV	300,000					300,000
Water - Willett and Christensen Pump Station	750,000					750,000
Water - Zone 4 Pump Station Improvements	5,600,000					5,600,000
Water - Zone 6 Storage and Looping Improvements		110,000	890,000	8,150,000		9,150,000
Total Utility Projects	25,040,000	32,445,000	21,485,000	27,925,000	24,365,000	131,260,000

PUBLIC WORKS DEPARTMENT TOTAL	48,763,000	51,861,000	43,928,000	67,606,000	52,157,000	264,315,000
--------------------------------------	-------------------	-------------------	-------------------	-------------------	-------------------	--------------------

	FY 2024	FY 2025	FY 2026	FY 2027	FY 2028	Total
TOTAL ALL DEPARTMENTS	76,983,113	163,925,992	74,817,369	84,693,168	122,707,110	523,126,752

CIP Projects by Fund



FY 2024 - 2028 CAPITAL IMPROVEMENT PLAN SUMMARIES FUNDING BY FUND

CAPITAL PROJECT FUNDS

SIDEWALK AND CURB DISTRICTS FUND

Project Name	FY 2024	FY 2025	FY 2026	FY 2027	FY 2028	Total
Annual Street Reconstruction	780,000	780,000	780,000	780,000	780,000	3,900,000
Misc., Curb, Gutter, and Sidewalk Program	605,000	620,000	640,000	650,000	680,000	3,195,000
Total Sidewalk and Curb Districts Fund	1,385,000	1,400,000	1,420,000	1,430,000	1,460,000	7,095,000

SPECIAL IMPROVEMENT DISTRICTS (SID) FUND

Project Name	FY 2024	FY 2025	FY 2026	FY 2027	FY 2028	Total
Annual Gravel Road Reconstruction	1,400,000	1,400,000	1,400,000	1,400,000	1,400,000	7,000,000
Annual SIDs	1,000,000	1,000,000	1,000,000	1,000,000	1,000,000	5,000,000
Gabel Road	275,000					275,000
Total SID Fund	2,675,000	2,400,000	2,400,000	2,400,000	2,400,000	12,275,000

CENTENNIAL PARK CONSTRUCTION FUND

Project Name	FY 2024	FY 2025	FY 2026	FY 2027	FY 2028	Total
Centennial Park Trail Development (Dog Park)	65,662					65,662
Total Centennial Park Construction Fund	65,662	-	-	-	-	65,662

ENTERPRISE FUNDS

AIRPORT FUND

Project Name	FY 2024	FY 2025	FY 2026	FY 2027	FY 2028	Total
Airport Master Plan Update		889,000				889,000
Baggage Claim Improvements			1,000,000			1,000,000
Car Rental Parking Garage					60,000,000	60,000,000
Cargo Ramp - North Side				1,500,000		1,500,000
Cargo Ramp Rehabilitation				4,200,000		4,200,000
Cargo Ramp - Slot 5 Expansion					5,889,000	5,889,000
Extend Operations Building Mechanic Bays			500,000			500,000
Extend Water & Sewer Line to Business Park			500,000			500,000
Fencing Upgrade on Northside-Mitchell Property			100,000			100,000
Fuel Farm Expansion	100,000					100,000
Move East Stair Tower to Open Up Ticketing Lobby	800,000	4,200,000				5,000,000
Old East Taxilane - Rehab		388,889				388,889
Operations Equipment Cold Storage Building				500,000		500,000
Parking Garage Planning and Design				5,000,000		5,000,000
Pavement Condition Index Survey			83,333			83,333
Public Ramp - Northside Expansion Phase II				2,000,000		2,000,000
Reconstruct the Commercial Air Carrier Parking Ramp	3,333,000					3,333,000
Rehab Taxiway A West End			2,222,222			2,222,222
Rehab Taxiway B North				1,500,000		1,500,000
Remodel Ticket Counters	100,000					100,000
Remove Hangars IP 1-4		200,000				200,000
Repave Airport Service Road					1,422,222	1,422,222
Replace IP-9 Windows		200,000				200,000
Reside North Parapet Walls Above Roof				100,000		100,000
RWY 7/25 Improvements			5,444,444			5,444,444
Storm Water Drainage System Improvement					1,000,000	1,000,000
Taxiway C Hotspot Corrections					888,888	888,888
Terminal Access Road Rehab	300,000	1,422,222				1,722,222
Terminal Building Expansion Construction	6,000,000					6,000,000
Total Airport Fund	10,633,000	7,300,111	9,849,999	14,800,000	69,200,110	111,783,220

PARKING FUND

Project Name	FY 2024	FY 2025	FY 2026	FY 2027	FY 2028	Total
Awnings and Exterior Signage Replacement	89,924			160,076		250,000
Painting and Signage Interior Update		141,376	158,624			300,000
Parking Garage Condition Audit	60,000					60,000
Total Parking Fund	149,924	141,376	158,624	160,076	-	610,000

SOLID WASTE FUND

Project Name	FY 2024	FY 2025	FY 2026	FY 2027	FY 2028	Total
Landfill Cell 6 Expansion			2,125,000	12,600,000		14,725,000
Landfill Compost Phase II				300,000	2,600,000	2,900,000
Landfill Master Plan		95,000				95,000
Landfill Secondary Leachate Pond			285,000			285,000
Landfill West Slope Stabilization	900,000					900,000
Total Solid Waste Fund	900,000	95,000	2,410,000	12,900,000	2,600,000	18,905,000

TRANSIT FUND

Project Name	FY 2024	FY 2025	FY 2026	FY 2027	FY 2028	Total
MET EV Bus Chargers	365,000					365,000
Electrical Supply Upgrade for Bus Chargers	302,000					302,000
Metroplex Interior Remodel	1,600,000					1,600,000
Total Transit Fund	2,267,000	-	-	-	-	2,267,000

WASTEWATER FUND

Project Name	FY 2024	FY 2025	FY 2026	FY 2027	FY 2028	Total
D&C Heated Shop and Breakroom Addition		480,000				480,000
Hydrogen Sulfide Mitigation	500,000					500,000
Wastewater - Central Sewer Extension (Shiloh to 44th)	160,000	900,000				1,060,000
Wastewater Compensation Agreements	300,000	300,000	300,000	300,000	300,000	1,500,000
Wastewater Digester Gas & Sludge Pump Replacement		515,000				515,000
Wastewater Digester Gas Interior Piping Replacement	1,200,000					1,200,000
Wastewater - Grand Avenue Sewer Ext (60th to 62nd)			400,000			400,000
Wastewater - Hesper Sewer (Shiloh to 48th)	500,000	3,700,000				4,200,000
Wastewater - Highway 3 Sanitary Sewer				250,000	1,350,000	1,600,000
Wastewater Main Replacements	5,300,000	5,800,000	6,400,000	7,040,000	7,740,000	32,280,000
Wastewater - Monad Sewer	4,000,000					4,000,000
Wastewater - Rehberg Ranch Lift Station			200,000	1,440,000		1,640,000
Wastewater Treatment Plant Campus Electrical	300,000	300,000	300,000	300,000	300,000	1,500,000
Total Wastewater Fund	12,260,000	11,995,000	7,600,000	9,330,000	9,690,000	50,875,000

WATER FUND

Project Name	FY 2024	FY 2025	FY 2026	FY 2027	FY 2028	Total
Annual Gravel Street Reconstruction	500,000	500,000	500,000	500,000	500,000	2,500,000
Annual Street Reconstruction	500,000	500,000	500,000	500,000	500,000	2,500,000
D&C Heated Shop and Breakroom Addition		720,000				720,000
Water - Briarwood Water Line	300,000					300,000
Water - Central Water Extension (Shiloh to 44th)	130,000	670,000				800,000
Water Compensation Agreements	300,000	300,000	300,000	300,000	300,000	1,500,000
Water - Fox Reservoir #1 Replacement				400,000	3,300,000	3,700,000
Water - Grand Avenue Water Ext (60th to 62nd)			320,000			320,000
Water - Intake #2 Screening and PS Improvements				180,000	1,520,000	1,700,000
Water Main Replacements	4,300,000	4,800,000	5,400,000	6,040,000	6,740,000	27,280,000
Water - Skyway Drive Waterline Loop				300,000	2,500,000	2,800,000
Water - South 32nd St W/I-90/S Frontage Loop			275,000	2,725,000		3,000,000
Water - Storage Improvements (Zone 1)	700,000	6,000,000				6,700,000
Water - Storage Improvements (Zone 4)		700,000	6,200,000			6,900,000
Water Treatment Plant Electrical Improvements	400,000	150,000	200,000	500,000	315,000	1,565,000
Water Treatment Plant Facility Plan			300,000			300,000
Water - Voelker Pump Station PRV	300,000					300,000
Water - Willett and Christensen Pump Station	750,000					750,000
Water - Zone 4 Pump Station Improvements	5,600,000					5,600,000
Water - Zone 6 Storage and Looping Improvements		110,000	890,000	8,150,000		9,150,000
Total Water Fund	13,780,000	14,450,000	14,885,000	19,595,000	15,675,000	78,385,000

GENERAL FUND**GENERAL FUND**

Project Name	FY 2024	FY 2025	FY 2026	FY 2027	FY 2028	Total
Law and Justice Center/City Hall						-
Total General Fund	-	-	-	-	-	-

DEBT FUNDS**GENERAL OBLIGATION BOND/LOAN**

Project Name	FY 2024	FY 2025	FY 2026	FY 2027	FY 2028	Total
Multi-Generational Community Recreational Center		68,742,000				68,742,000
Pioneer Park Wading Pool Replacement		196,200	1,613,592			1,809,792
Pioneer Park 6 Tennis Courts Replacement		1,200,000				1,200,000
South Park Pool Renovation		1,500,000	15,000,000			16,500,000
Terry Park Spray Ground Replacement		196,200	1,613,592			1,809,792
Water Reservoir Site Improvements		7,000,000				7,000,000
Total General Obligation Bond/Loan Fund	-	78,834,400	18,227,184	-	-	97,061,584

INTERNAL SERVICE FUNDS**FACILITIES MANAGEMENT FUND**

Project Name	FY 2024	FY 2025	FY 2026	FY 2027	FY 2028	Total
Fleet Expansion and New Washbays	4,026,430					4,026,430
BOC Rooftop Unit Replacement		125,000	125,000			250,000
Total Facilities Management Fund	4,026,430	125,000	125,000	-	-	4,276,430

PERMANENT FUNDS**CEMETERY PERPETUAL CARE FUND**

Project Name	FY 2024	FY 2025	FY 2026	FY 2027	FY 2028	Total
Cemetery Area 15 Establishment		610,000				610,000
Cemetery Pump Station Replacement/Upgrade	270,000					270,000
Total Cemetery Perpetual Care Fund	270,000	610,000	-	-	-	880,000

SPECIAL REVENUE FUNDS**AMEND PARK ENDOWMENT FUND**

Project Name	FY 2024	FY 2025	FY 2026	FY 2027	FY 2028	Total
Amend Park Parking Lot Repair		200,000				200,000
Total Amend Park Endowment Fund	-	200,000	-	-	-	200,000

BASEBALL FIELD/STADIUM DONATIONS for CAPITAL MAINT FUND

Project Name	FY 2024	FY 2025	FY 2026	FY 2027	FY 2028	Total
Dehler Park Ball Field Replacement		449,080				449,080
Total Dehler Park Capital Fund	-	449,080	-	-	-	449,080

DOWNTOWN TAX INCREMENT FUND

Project Name	FY 2024	FY 2025	FY 2026	FY 2027	FY 2028	Total
25th Street Bridge	500,000					500,000
Downtown 2-Way Conversion	5,400,000					5,400,000
Total Downtown Tax Increment Fund	5,900,000	-	-	-	-	5,900,000

EAST TAX INCREMENT FUND

Project Name	FY 2024	FY 2025	FY 2026	FY 2027	FY 2028	Total
5th Avenue Corridor	205,000					205,000
6th Avenue North Multiuse Trail		250,000				250,000
Pedestrian Crossing of Exposition Drive					4,000,000	4,000,000
Total East Tax Increment Fund	205,000	250,000	-	-	4,000,000	4,455,000

GAS TAX FUND

Project Name	FY 2024	FY 2025	FY 2026	FY 2027	FY 2028	Total
36th - Central to Broadwater				300,000	2,700,000	3,000,000
54th St West (Grand to Rimrock)					500,000	500,000
Annual ADA Replacement	250,000	250,000	250,000	250,000	250,000	1,250,000
Annual PAVER Program	800,000	1,150,000			2,170,000	4,120,000
Annual Pedestrian Crossings	104,000	107,000	110,000	115,000	120,000	556,000
Annual SIDs	50,000	50,000	50,000	50,000	50,000	250,000
Annual Street Reconstruction					300,000	300,000
Bike Boulevard	240,000					240,000
Downtown 2 Way Conversion	1,470,000					1,470,000
Misc., Curb, Gutter, and Sidewalk Program	370,000	380,000	390,000	400,000	420,000	1,960,000
Monad Road (Daniels to Moore In)			100,000	2,700,000		2,800,000
Rimrock Road Widening (54th to 62nd)		100,000	2,670,000			2,770,000
Rimrock Road Widening (Clearview to 54th)			100,000	800,000		900,000
Traffic Calming			50,000			50,000
Wicks Lane - Main to Bitterroot		1,270,000				1,270,000
Total Gas Tax Fund	3,284,000	3,307,000	3,720,000	4,615,000	6,510,000	21,436,000

PARKS PROGRAM FUND

Project Name	FY 2024	FY 2025	FY 2026	FY 2027	FY 2028	Total
Parks and Recreation Comprehensive Plan Update				163,500		163,500
Total Parks Program Fund	-	-	-	163,500	-	163,500

PARK DISTRICT 1 FUND

Project Name	FY 2024	FY 2025	FY 2026	FY 2027	FY 2028	Total
Aquatics Facilities Evaluation	190,000					190,000
Burg Park Playground Replacement					300,000	300,000
Castle Rock Park North Parking Lot & Restroom	981,000					981,000
Edgerton Park Playground Replacement					350,000	350,000
Hawthorne Park Wading Pool Replacement			196,200	1,613,592		1,809,792
Irrigation Automation at Boulder Park			332,362			332,362
Irrigation Automation at Burlington Park		305,025				305,025
Irrigation Automation Spring Creek and Evergreen Parks	315,097					315,097
North Park Tennis/Basketball Courts Replacement			650,000			650,000
Poly Vista Ball Park Restroom			300,000			300,000
Poly Vista Park Parking Lot Completion	220,000					220,000
Poly Vista Park Playground Development	1,000,000					1,000,000
Rose Pool Spray Feature Upgrade	147,000					147,000
Swords Park Road Replacement		250,000	250,000	250,000	250,000	1,000,000
Various Trail Repairs		100,000	100,000	100,000	100,000	400,000
Walsh Park Playground Replacement					350,000	350,000
Total Park District 1 Fund	2,853,097	655,025	1,828,562	1,963,592	1,350,000	8,650,276

PARK ACQUISITION DEVELOPMENT FUND

Project Name	FY 2024	FY 2025	FY 2026	FY 2027	FY 2028	Total
Stewart Park Parking Lot Repair/Repave		600,000				600,000
Total Park Acquisition Development Fund	-	600,000	-	-	-	600,000

SOUTH TAX INCREMENT FUND

Project Name	FY 2024	FY 2025	FY 2026	FY 2027	FY 2028	Total
SBURA Unimproved Street Improvements	2,620,000					2,620,000
Multi-Generational Community Recreational Center	6,500,000	23,500,000				30,000,000
Total South Tax Increment Fund	9,120,000	23,500,000	-	-	-	32,620,000

STORM FUND

Project Name	FY 2024	FY 2025	FY 2026	FY 2027	FY 2028	Total
Annual Culvert Project	160,000	165,000	170,000	176,000	183,000	854,000
Annual Storm Drainage Intersection Trouble Spot Project	160,000	165,000	170,000	176,000	183,000	854,000
Annual Storm Sewer Rehabilitation Program	362,000	375,000	388,000	402,000	415,000	1,942,000
Babcock Boulevard Storm		250,000	2,250,000			2,500,000
Cove Creek/Little Cove Creek Study	280,000					280,000
Land for Storm Outfalls	200,000	200,000				400,000
Rimrock Road (62nd to 54th) and 54th (Rimrock to Grand)				200,000	1,800,000	2,000,000
West Heights Storm Water Detention	50,000	480,000				530,000
Yegen Drain Basin			300,000	2,600,000		2,900,000
Yegen Drain Southern Leg Capacity Improvements	200,000	1,860,000				2,060,000
Total Storm Fund	1,412,000	3,495,000	3,278,000	3,554,000	2,581,000	14,320,000

STREET MAINTENANCE DISTRICT FUND

Project Name	FY 2024	FY 2025	FY 2026	FY 2027	FY 2028	Total
54th St West (Grand to Rimrock)				700,000	5,000,000	5,700,000
6th Avenue North Multiuse Trail		250,000				250,000
Annual Gravel Street Reconstruction	550,000	550,000	550,000	550,000	550,000	2,750,000
Annual PAVER Program	225,000	1,750,000	3,000,000	3,100,000	1,030,000	9,105,000
Annual Street Reconstruction	300,000	300,000	300,000	300,000		1,200,000
Annual Travel Corridor Coordination	52,000	54,000	56,000	58,000	61,000	281,000
Broadwater - Vermillion to Shiloh	600,000	3,000,000				3,600,000
Gabel Road	275,000					275,000
Downtown 2 Way Conversion	530,000					530,000
Intersection Capacity Improvements	515,000	535,000	554,000	574,000	600,000	2,778,000
Monad Road (Daniels to Moore In)			350,000	1,000,000		1,350,000
Rimrock Road Widening (54th to 62nd)		500,000	3,130,000			3,630,000
Rimrock Road Widening (Clearview to 54th)			275,000	2,500,000		2,775,000
Traffic Signal Controller Upgrade	650,000					650,000
Wicks Lane - Main to Bitterroot	400,000	530,000				930,000
Total Street Maintenance Fund	4,097,000	7,469,000	8,215,000	8,782,000	7,241,000	35,804,000

STREET/TRAFFIC FUND

Project Name	FY 2024	FY 2025	FY 2026	FY 2027	FY 2028	Total
Remote Restroom and Breakroom	100,000					100,000
Remote Storage Location for Sand and Slicer	850,000					850,000
Total Street/Traffic Fund	950,000	-	-	-	-	950,000

TRAIL GRANT FUND

Project Name	FY 2024	FY 2025	FY 2026	FY 2027	FY 2028	Total
25th Street Bridge	250,000					250,000
Alkali Creek Trail Connection		400,000				400,000
Downtown BBWA Corridor Trail/On Street Facilities		300,000				300,000
Downtown-Coulson Park Trail Connection		247,500				247,500
N 27th Street Side Path		75,000				75,000
Stagecoach Trail		1,000,000				1,000,000
Trail Connector from King Ave West to TransTech Center			100,000			100,000
Total Trail Grant Fund	250,000	2,022,500	100,000	-	-	2,372,500

TRANSPORTATION ALTERNATIVES PROGRAM FUNDS						
Project Name	FY 2024	FY 2025	FY 2026	FY 2027	FY 2028	Total
25th Street Bridge	500,000					500,000
Downtown-Coulson Park Trail Connection		502,500				502,500
N 27th Street Side Path		750,000				750,000
Stagecoach Trail		2,500,000				2,500,000
Trail Connector from King Ave West to TransTech Center			600,000			600,000
Total Transportations Alternatives Program Funds	500,000	3,752,500	600,000	-	-	4,852,500

URBAN FUNDS ****						
Project Name	FY 2024	FY 2025	FY 2026	FY 2027	FY 2028	Total
21st Street Underpass				5,000,000		5,000,000
Urban Funds	-	-	-	5,000,000	-	5,000,000

CONGESTION MITIGATION AIR QUALITY (CMAQ) FUND ****						
Project Name	FY 2024	FY 2025	FY 2026	FY 2027	FY 2028	Total
N 27th Street Side Path		875,000				875,000
Total Congestion Mitigation Air Quality (CMAQ) Fund	-	875,000	-	-	-	875,000

	FY 2024	FY 2025	FY 2026	FY 2027	FY 2028	Total
TOTAL ALL FUNDS	76,983,113	163,925,992	74,817,369	84,693,168	122,707,110	523,126,752

CIP Projects by Revenue Source



FY 2024 - 2028 CAPITAL IMPROVEMENT PLAN SUMMARIES FUNDING BY REVENUE SOURCE

PROJECTS FUNDED WITH CHARGES TO CITY DEPARTMENTS

FACILITIES CHARGES FOR SERVICES

Project Name	FY 2024	FY 2025	FY 2026	FY 2027	FY 2028	Total
Fleet Expansion and New Washbays	4,026,430					4,026,430
BOC Rooftop Unit Replacement		125,000	125,000			250,000
Total Facilities Charges for Services	4,026,430	125,000	125,000	-	-	4,276,430

CHARGES TO CITY DEPARTMENTS TOTAL	4,026,430	125,000	125,000	-	-	4,276,430
--	------------------	----------------	----------------	----------	----------	------------------

PROJECTS FUNDED WITH CONTRIBUTIONS

BILLINGS TRAILNET

Project Name	FY 2024	FY 2025	FY 2026	FY 2027	FY 2028	Total
25th Street Bridge	50,000					50,000
Alkali Creek Trail Connection		100,000				100,000
Downtown BBWA Corridor Trail/On Street Facilities		60,000				60,000
N 27th Street Side Path		75,000				75,000
Trail Connector from King Ave West to TransTech Center			50,000			50,000
Total Billings Trailnet Contributions	50,000	235,000	50,000	-	-	335,000

DEVELOPER CONTRIBUTIONS

Project Name	FY 2024	FY 2025	FY 2026	FY 2027	FY 2028	Total
Downtown-Coulson Park Trail Connection		97,500				97,500
Parks and Recreation Comprehensive Plan Update				163,500		163,500
Wicks Lane - Main to Bitterroot		100,000				100,000
Total Developer Contributions	-	197,500	-	163,500	-	361,000

PRIVATE CONTRIBUTIONS

Project Name	FY 2024	FY 2025	FY 2026	FY 2027	FY 2028	Total
25th Street Bridge	200,000					200,000
Alkali Creek Trail Connection		150,000				150,000
Dehler Park Ball Field Replacement		449,080				449,080
Downtown BBWA Corridor Trail/On Street Facilities		240,000				240,000
Downtown-Coulson Park Trail Connection		150,000				150,000
Poly Vista Park Playground Development	1,000,000					1,000,000
Stagecoach Trail		1,000,000				1,000,000
Total Private Contributions	1,200,000	1,989,080	-	-	-	3,189,080

CONTRIBUTIONS TOTAL	1,250,000	2,421,580	50,000	163,500	-	3,885,080
----------------------------	------------------	------------------	---------------	----------------	----------	------------------

PROJECTS FUNDED WITH DEBT

GENERAL OBLIGATION BONDS/LOAN

Project Name	FY 2024	FY 2025	FY 2026	FY 2027	FY 2028	Total
Multi-Generational Community Recreational Center		68,742,000				68,742,000
Pioneer Park 6 Tennis Courts Replacement		1,200,000				1,200,000
Pioneer Wading Pool Replacement		196,200	1,613,592			1,809,792
South Park Pool Renovation		1,500,000	15,000,000			16,500,000
Terry Park Spray Ground Replacement		196,200	1,613,592			1,809,792
Water - West End Reservoir/City Lakes		7,000,000				7,000,000
Total General Obligation Bonds/Loan	-	78,834,400	18,227,184	-	-	97,061,584

REVENUE BONDS - SOLID WASTE

Project Name	FY 2024	FY 2025	FY 2026	FY 2027	FY 2028	Total
Landfill Cell 6 Expansion				12,600,000		12,600,000
Total Solid Waste Revenue Bonds	-	-	-	12,600,000	-	12,600,000

SIDEWALK AND CURB DISTRICTS BONDS

Project Name	FY 2024	FY 2025	FY 2026	FY 2027	FY 2028	Total
Annual Street Reconstruction	780,000	780,000	780,000	780,000	780,000	3,900,000
Misc., Curb, Gutter, and Sidewalk Program	605,000	620,000	640,000	650,000	680,000	3,195,000
Total Sidewalk Bonds	1,385,000	1,400,000	1,420,000	1,430,000	1,460,000	7,095,000

SPECIAL IMPROVEMENT DISTRICTS (SID) BONDS

Project Name	FY 2024	FY 2025	FY 2026	FY 2027	FY 2028	Total
Annual Gravel Street Reconstruction	1,400,000	1,400,000	1,400,000	1,400,000	1,400,000	7,000,000
Annual SIDs	1,000,000	1,000,000	1,000,000	1,000,000	1,000,000	5,000,000
Gabel Road	275,000					275,000
Total SID Bonds	2,675,000	2,400,000	2,400,000	2,400,000	2,400,000	12,275,000

TAX INCREMENT BONDS

Project Name	FY 2024	FY 2025	FY 2026	FY 2027	FY 2028	Total
Multi-Generational Community Recreational Center	6,500,000	23,500,000				30,000,000
Total Tax Increment Bonds	6,500,000	23,500,000	-	-	-	30,000,000

DEBT TOTAL	10,560,000	106,134,400	22,047,184	16,430,000	3,860,000	159,031,584
-------------------	-------------------	--------------------	-------------------	-------------------	------------------	--------------------

PROJECTS FUNDED WITH GRANTS

AIRPORT CARGO GRANT

Project Name	FY 2024	FY 2025	FY 2026	FY 2027	FY 2028	Total
Cargo Ramp - Slot 5 Expansion					5,300,000	5,300,000
Cargo Ramp Rehabilitation				3,780,000		3,780,000
Total Airport Cargo Grants	-	-	-	3,780,000	5,300,000	9,080,000

AIRPORT FAA GRANT

Project Name	FY 2024	FY 2025	FY 2026	FY 2027	FY 2028	Total
Airport Master Plan Update		800,000				800,000
Cargo Ramp - North Side				1,350,000		1,350,000
Move East Stair Tower to Open Up Ticketing Lobby	720,000	2,400,000				3,120,000
Old East Taxilane - Rehab		350,000				350,000
Pavement Condition Index Survey			75,000			75,000
Public Ramp - Northside Expansion Phase II				1,800,000		1,800,000
Reconstruct the Commercial Air Carrier Parking Ramp	3,000,000					3,000,000
Rehab Taxiway A West End			2,000,000			2,000,000
Rehab Taxiway B North				1,350,000		1,350,000
Repave Airport Service Road					1,200,000	1,200,000
RWY 7/25 Improvements			5,000,000			5,000,000
Storm Water Drainage System Improvement					900,000	900,000
Taxiway C Hotspot Corrections					800,000	800,000
Terminal Access Road Rehab	270,000	1,280,000				1,550,000
Terminal Building Expansion Construction	4,000,000					4,000,000
Total Airport FAA Grants	7,990,000	4,830,000	7,075,000	4,500,000	2,900,000	27,295,000

RECREATIONAL TRAILS PROGRAM

Project Name	FY 2024	FY 2025	FY 2026	FY 2027	FY 2028	Total
Alkali Creek Trail Connection		150,000				150,000
Trail Connector from King Ave West to TransTech Center			50,000			50,000
Total Recreational Trails Program Grants	-	150,000	50,000	-	-	200,000

TRANSIT FTA GRANT

Project Name	FY 2024	FY 2025	FY 2026	FY 2027	FY 2028	Total
MET EV Bus Chargers	292,000					292,000
Electrical Supply Upgrade for Bus Chargers	241,600					241,600
Metroplex Interior Remodel	1,280,000					1,280,000
Total Transit FTA Grants	1,813,600	-	-	-	-	1,813,600

TRANSPORTATION ALTERNATIVES PROGRAM FUND

Project Name	FY 2024	FY 2025	FY 2026	FY 2027	FY 2028	Total
25th Street Bridge	500,000					500,000
Downtown-Coulson Park Trail Connection		502,500				502,500
N 27th Street Side Path		750,000				750,000
Stagecoach Trail		2,500,000				2,500,000
Trail Connector from King Ave West to TransTech Center			600,000			600,000
Total Transportations Alternatives Program Grants	500,000	3,752,500	600,000	-	-	4,852,500

GRANTS TOTAL	10,303,600	8,732,500	7,725,000	8,280,000	8,200,000	43,241,100
---------------------	-------------------	------------------	------------------	------------------	------------------	-------------------

PROJECTS FUNDED WITH SPECIAL ASSESSMENTS

PARK DISTRICT 1 ASSESSMENTS

Project Name	FY 2024	FY 2025	FY 2026	FY 2027	FY 2028	Total
Aquatics Facilities Evaluation	190,000					190,000
Burg Park Playground Replacement					300,000	300,000
Castle Rock Park North Parking Lot & Restroom	981,000					981,000
Edgerton Park Playground Replacement					350,000	350,000
Hawthorne Wading Pool Replacement			196,200	1,613,592		1,809,792
Irrigation Automation at Boulder Park			332,362			332,362
Irrigation Automation at Burlington Park		305,025				305,025
Irrigation Automation Spring Creek and Evergreen Parks	315,097					315,097
North Park Tennis/Basketball Courts Replacement			650,000			650,000
Poly Vista Ball Park Restroom			300,000			300,000
Poly Vista Park Parking Lot Completion	220,000					220,000
Rose Pool Spray Feature Upgrade	147,000					147,000
Swords Park Road Replacement		250,000	250,000	250,000	250,000	1,000,000
Various Trail Repairs		100,000	100,000	100,000	100,000	400,000
Walsh Park Playground Replacement					350,000	350,000
Total Park District 1 Assessments	1,853,097	655,025	1,828,562	1,963,592	1,350,000	7,650,276

STORM ASSESSMENTS

Project Name	FY 2024	FY 2025	FY 2026	FY 2027	FY 2028	Total
Annual Culvert Project	160,000	165,000	170,000	176,000	183,000	854,000
Annual Storm Drainage Intersection Trouble Spot Project	160,000	165,000	170,000	176,000	183,000	854,000
Annual Storm Sewer Rehabilitation Program	362,000	375,000	388,000	402,000	415,000	1,942,000
Babcock Boulevard Storm		250,000	2,250,000			2,500,000
Cove Creek/Little Cove Creek Study	280,000					280,000
Land for Storm Outfalls	200,000	200,000				400,000
Rimrock Road (62nd to 54th) and 54th (Rimrock to Grand)				200,000	1,800,000	2,000,000
West Heights Storm Water Detention	50,000	480,000				530,000
Yegen Drain Basin			300,000	2,600,000		2,900,000
Yegen Drain Southern Leg Capacity Improvements	200,000	1,860,000				2,060,000
Total Storm Assessments	1,412,000	3,495,000	3,278,000	3,554,000	2,581,000	14,320,000

STREET MAINTENANCE DISTRICT ASSESSMENTS

Project Name	FY 2024	FY 2025	FY 2026	FY 2027	FY 2028	Total
54th St West (Grand to Rimrock)				700,000	5,000,000	5,700,000
6th Avenue North Multiuse Trail		250,000				250,000
Annual Gravel Street Reconstruction	550,000	550,000	550,000	550,000	550,000	2,750,000
Annual PAVER Program	225,000	1,750,000	3,000,000	3,100,000	1,030,000	9,105,000
Annual Street Reconstruction	300,000	300,000	300,000	300,000		1,200,000
Annual Travel Corridor Coordination	52,000	54,000	56,000	58,000	61,000	281,000
Broadwater - Vermillion to Shiloh	600,000	3,000,000				3,600,000
Gabel Road	275,000					275,000
Downtown 2 Way Conversion	530,000					530,000
Intersection Capacity Improvements	515,000	535,000	554,000	574,000	600,000	2,778,000
Monad Road (Daniels to Moore In)			350,000	1,000,000		1,350,000
Remote Restroom and Breakroom	100,000					100,000
Remote Storage Location for Sand and Slicer	850,000					850,000
Rimrock Road Widening (54th to 62nd)		500,000	3,130,000			3,630,000
Rimrock Road Widening (Clearview to 54th)			275,000	2,500,000		2,775,000
Traffic Signal Controller Upgrade	650,000					650,000
Wicks Lane - Main to Bitterroot	400,000	530,000				930,000
Total Street Maintenance District Assessments	5,047,000	7,469,000	8,215,000	8,782,000	7,241,000	36,754,000

SPECIAL ASSESSMENTS TOTAL	8,312,097	11,619,025	13,321,562	14,299,592	11,172,000	58,724,276
----------------------------------	------------------	-------------------	-------------------	-------------------	-------------------	-------------------

PROJECTS FUNDED WITH STATE REVENUES

GAS TAX REVENUES

Project Name	FY 2024	FY 2025	FY 2026	FY 2027	FY 2028	Total
36th - Central to Broadwater				300,000	2,700,000	3,000,000
54th St West (Grand to Rimrock)					500,000	500,000
Annual ADA Replacement	250,000	250,000	250,000	250,000	250,000	1,250,000
Annual Pedestrian Crossings	104,000	107,000	110,000	115,000	120,000	556,000
Annual SIDs	50,000	50,000	50,000	50,000	50,000	250,000
Bike Boulevard	240,000					240,000
Misc., Curb, Gutter, and Sidewalk Program	370,000	380,000	390,000	400,000	420,000	1,960,000
Monad Road (Daniels to Moore In)			100,000	270,000		370,000
Rimrock Road Widening (54th to 62nd)		100,000	300,000			400,000
Rimrock Road Widening (Clearview to 54th)			100,000	800,000		900,000
Traffic Calming			50,000			50,000
Total Gas Tax	1,014,000	887,000	1,350,000	2,185,000	4,040,000	9,476,000

GAS TAX/BARSAA REVENUES

Project Name	FY 2024	FY 2025	FY 2026	FY 2027	FY 2028	Total
Annual PAVER Program	800,000	1,150,000			2,170,000	4,120,000
Annual Street Reconstruction					300,000	300,000
Downtown 2 Way Conversion	1,470,000					1,470,000
Monad Road (Daniels to Moore In)				2,430,000		2,430,000
Rimrock Road Widening (54th to 62nd)			2,370,000			2,370,000
Wicks Lane - Main to Bitterroot		1,170,000				1,170,000
Total Gas Tax/BARSAA	2,270,000	2,320,000	2,370,000	2,430,000	2,470,000	11,860,000

URBAN FUNDS ****

Project Name	FY 2024	FY 2025	FY 2026	FY 2027	FY 2028	Total
21st Street Underpass				5,000,000		5,000,000
Total Urban Funds	-	-	-	5,000,000	-	5,000,000

CMAQ (AIR QUALITY) FUNDS ***

Project Name	FY 2024	FY 2025	FY 2026	FY 2027	FY 2028	Total
N 27th Street Side Path		875,000				875,000
Total CMAQ (Air Quality) Funds	-	875,000	-	-	-	875,000

STATE REVENUES TOTAL

	3,284,000	4,082,000	3,720,000	9,615,000	6,510,000	27,211,000
--	------------------	------------------	------------------	------------------	------------------	-------------------

PROJECTS FUNDED WITH TAX REVENUES

DOWNTOWN TAX INCREMENT FUND

Project Name	FY 2024	FY 2025	FY 2026	FY 2027	FY 2028	Total
25th Street Bridge	500,000					500,000
Downtown 2-Way Conversion	5,400,000					5,400,000
Total Downtown Tax Increment District	5,900,000	-	-	-	-	5,900,000

EAST TAX INCREMENT FUND

Project Name	FY 2024	FY 2025	FY 2026	FY 2027	FY 2028	Total
5th Avenue Corridor	205,000					205,000
Pedestrian Crossing of Exposition Drive					4,000,000	4,000,000
6th Avenue North Multiuse Trail		250,000				250,000
Total East Tax Increment District	205,000	250,000	-	-	4,000,000	4,455,000

GENERAL FUND

Project Name	FY 2024	FY 2025	FY 2026	FY 2027	FY 2028	Total
Law and Justice Center/City Hall						-
Total General Fund	-	-	-	-	-	-

SOUTH TAX INCREMENT FUND

Project Name	FY 2024	FY 2025	FY 2026	FY 2027	FY 2028	Total
SBURA Unimproved Street Improvements	2,620,000					2,620,000
Total South Tax Increment District	2,620,000	-	-	-	-	2,620,000

TRANSIT TAX

Project Name	FY 2024	FY 2025	FY 2026	FY 2027	FY 2028	Total
MET EV Bus Chargers	73,000					73,000
Electrical Supply Upgrade for Bus Chargers	60,400					60,400
Metroplex Interior Remodel	320,000					320,000
Total Transit Tax	453,400	-	-	-	-	453,400

TAX REVENUES TOTAL	9,178,400	250,000	-	-	4,000,000	13,428,400
---------------------------	------------------	----------------	----------	----------	------------------	-------------------

PROJECTS FUNDED WITH USER FEES AND CHARGES

AIRPORT USER FEES

Project Name	FY 2024	FY 2025	FY 2026	FY 2027	FY 2028	Total
Airport Master Plan Update		89,000				89,000
Cargo Ramp - North Side				150,000		150,000
Cargo Ramp Rehabilitation				420,000		420,000
Cargo Ramp - Slot 5 Expansion					589,000	589,000
Extend Operations Building Mechanic Bays			500,000			500,000
Extend Water & Sewer Line to Business Park			500,000			500,000
Fencing Upgrade on Northside-Mitchell Property			100,000			100,000
Fuel Farm Expansion	100,000					100,000
Move East Stair Tower to Open Up Ticketing Lobby	80,000	420,000				500,000
Old East Taxilane - Rehab		38,889				38,889
Operations Equipment Cold Storage Building				500,000		500,000
Pavement Condition Index Survey			8,333			8,333
Public Ramp - Northside Expansion Phase II				200,000		200,000
Reconstruct the Commercial Air Carrier Parking Ramp	333,000					333,000
Rehab Taxiway A West End			222,222			222,222
Rehab Taxiway B North				150,000		150,000
Remodel Ticket Counters	100,000					100,000
Remove Hangars IP 1-4		200,000				200,000
Repave Airport Service Road					222,222	222,222
Replace IP-9 Windows		200,000				200,000
Reside North Parapet Walls Above Roof				100,000		100,000
RWY 7/25 & Improvements			444,444			444,444
Storm Water Drainage System Improvement					100,000	100,000
Taxiway C Hotspot Correction					88,888	88,888
Terminal Access Road Rehab	30,000	142,222				172,222
Terminal Building Expansion Construction	2,000,000					2,000,000
Total Airport User Fees	2,643,000	1,090,111	1,774,999	1,520,000	1,000,110	8,028,220

AIRPORT CUSTOMER FACILITY CHARGES

Project Name	FY 2024	FY 2025	FY 2026	FY 2027	FY 2028	Total
Car Rental Parking Garage					60,000,000	60,000,000
Parking Garage Planning and Design				5,000,000		5,000,000
Total Airport Customer Facility Charges	-	-	-	5,000,000	60,000,000	65,000,000

AIRPORT PASSENGER FACILITY CHARGES

Project Name	FY 2024	FY 2025	FY 2026	FY 2027	FY 2028	Total
Move East Stair Tower to Open Up Ticketing Lobby		1,380,000				1,380,000
Baggage Claim Improvements			1,000,000			1,000,000
Total Airport Passenger Facility Charges	-	1,380,000	1,000,000	-	-	2,380,000

AMEND PARK CHARGES

Project Name	FY 2024	FY 2025	FY 2026	FY 2027	FY 2028	Total
Amend Park Parking Lot Repairs		200,000				200,000
Total Amend Park Charges	-	200,000	-	-	-	200,000

CEMETARY PERPETUAL CARE FEES

Project Name	FY 2024	FY 2025	FY 2026	FY 2027	FY 2028	Total
Cemetery Area 15 Establishment		610,000				610,000
Cemetery Pump Station Replacement/Upgrade	270,000					270,000
Total Cemetery Perpetual Care Fees Charges	270,000	610,000	-	-	-	880,000

CENTENNIAL PARK FEES

Project Name	FY 2024	FY 2025	FY 2026	FY 2027	FY 2028	Total
Centennial Park Trail Development (Dog Park)	65,662					65,662
Total Centennial Park Fees	65,662	-	-	-	-	65,662

PARKING USER FEES

Project Name	FY 2024	FY 2025	FY 2026	FY 2027	FY 2028	Total
Awning and Exterior Signage Replacement	89,924			160,076		250,000
Painting and Interior Signage Update		141,376	158,624			300,000
Parking Garage Condition Audit	60,000					60,000
Replacement of Gate Control Equipment-Empire Garage						-
Total Parking User Fees	149,924	141,376	158,624	160,076	-	610,000

SOLID WASTE LANDFILL USER FEES

Project Name	FY 2024	FY 2025	FY 2026	FY 2027	FY 2028	Total
Landfill Cell 6 Expansion			2,125,000			2,125,000
Landfill Compost Phase II				300,000	2,600,000	2,900,000
Landfill Master Plan		95,000				95,000
Landfill Secondary Leachate Pond			285,000			285,000
Landfill West Slope Stabilization	900,000					900,000
Total Solid Waste Landfill User Fees	900,000	95,000	2,410,000	300,000	2,600,000	6,305,000

PARK ACQUISITION/DEVELOPMENT FEES

Project Name	FY 2024	FY 2025	FY 2026	FY 2027	FY 2028	Total
Stewart Park Parking Lot Repair/Repave		600,000				600,000
Total Park Acquisition/Development Fees	-	600,000	-	-	-	600,000

WASTEWATER USER CHARGES

Project Name	FY 2024	FY 2025	FY 2026	FY 2027	FY 2028	Total
D&C Heated Shop and Breakroom Addition		480,000				480,000
Hydrogen Sulfide Mitigation	500,000					500,000
Wastewater - Central Sewer Extension (Shiloh to 44th)	160,000	900,000				1,060,000
Wastewater Compensation Agreements	300,000	300,000	300,000	300,000	300,000	1,500,000
Wastewater Digester Gas & Sludge Pump Replacement		515,000				515,000
Wastewater Digester Gas Interior Piping Replacement	1,200,000					1,200,000
Wastewater - Grand Avenue Sewer Ext (60th to 62nd)			400,000			400,000
Wastewater - Hesper Sewer (Shiloh to 48th)	500,000	3,700,000				4,200,000
Wastewater - Highway 3 Sanitary Sewer				250,000	1,350,000	1,600,000
Wastewater Main Replacements	5,300,000	5,800,000	6,400,000	7,040,000	7,740,000	32,280,000
Wastewater - Monad Sewer	4,000,000					4,000,000
Wastewater - Rehberg Ranch Lift Station			200,000	1,440,000		1,640,000
Wastewater Treatment Plant Campus Electrical	300,000	300,000	300,000	300,000	300,000	1,500,000
Total Wastewater User Charges	12,260,000	11,995,000	7,600,000	9,330,000	9,690,000	50,875,000

WATER USER CHARGES

Project Name	FY 2024	FY 2025	FY 2026	FY 2027	FY 2028	Total
Annual Gravel Street Reconstruction	500,000	500,000	500,000	500,000	500,000	2,500,000
Annual Street Reconstruction	500,000	500,000	500,000	500,000	500,000	2,500,000
D&C Heated Shop and Breakroom Addition		720,000				720,000
Water - Briarwood Water Line	300,000					300,000
Water - Central Waterr Extension (Shiloh to 44th)	130,000	670,000				800,000
Water Compensation Agreements	300,000	300,000	300,000	300,000	300,000	1,500,000
Water - Fox Reservoir #1 Replacement				400,000	3,300,000	3,700,000
Water - Grand Avenue Water Ext (60th to 62nd)			320,000			320,000
Water - Intake #2 Sceening and PS Improvements				180,000	1,520,000	1,700,000
Water Main Replacements	4,300,000	4,800,000	5,400,000	6,040,000	6,740,000	27,280,000
Water - Skyway Drive Waterline Loop				300,000	2,500,000	2,800,000
Water - South 32nd St W/I-90/S Frontage Loop			275,000	2,725,000		3,000,000
Water - Storage Improvements (Zone 1)	700,000	6,000,000				6,700,000
Water - Storage Improvements (Zone 4)		700,000	6,200,000			6,900,000
Water Treatment Plant Electrical Improvements	400,000	150,000	200,000	500,000	315,000	1,565,000
Water Treatment Plant Facility Plan			300,000			300,000
Water - Voelker Pump Station PRV	300,000					300,000
Water - Willett and Christensen Pump Station	750,000					750,000
Water - Zone 4 Pump Station Improvements	5,600,000					5,600,000
Water - Zone 6 Storage and Looping Improvements		110,000	890,000	8,150,000		9,150,000
Total Water User Charges	13,780,000	14,450,000	14,885,000	19,595,000	15,675,000	78,385,000

USER FEES AND CHARGES TOTAL	30,068,586	30,561,487	27,828,623	35,905,076	88,965,110	213,328,882
------------------------------------	-------------------	-------------------	-------------------	-------------------	-------------------	--------------------

	FY 2024	FY 2025	FY 2026	FY 2027	FY 2028	Total
TOTAL ALL REVENUES SOURCES	76,983,113	163,925,992	74,817,369	84,693,168	122,707,110	523,126,752

Department & Project Category



AND





FY 2024 - 2028 CAPITAL IMPROVEMENT PLAN SUMMARIES FUNDING BY DEPARTMENT AND PROJECT CATEGORY

AVIATION AND TRANSIT DEPARTMENT

AIRPORT PROJECTS

Project Name	FY 2024	FY 2025	FY 2026	FY 2027	FY 2028	Total
Airport Master Plan Update		889,000				889,000
Baggage Claim Improvement			1,000,000			1,000,000
Car Rental Parking Garage					60,000,000	60,000,000
Cargo Ramp Rehabilitation				4,200,000		4,200,000
Cargo Ramp - North Side				1,500,000		1,500,000
Cargo Ramp - Slot 5 Expansion					5,889,000	5,889,000
Extend Operations Building Mechanic Bays			500,000			500,000
Extend Water & Sewer Line to Business Park			500,000			500,000
Fencing Upgrade on Northside-Mitchell Property			100,000			100,000
Fuel Farm Expansion	100,000					100,000
Move East Stair Tower to Open Up Ticketing Lobby	800,000	4,200,000				5,000,000
Old East Taxi Lane - Rehab		388,889				388,889
Operations Equipment Cold Storage Building				500,000		500,000
Parking Garage Planning and Design				5,000,000		5,000,000
Pavement Condition Index Survey			83,333			83,333
Public Ramp - Northside Expansion Phase II				2,000,000		2,000,000
Reconstruct the Commercial Air Carrier Parking Ramp	3,333,000					3,333,000
Rehab Taxiway A East End			2,222,222			2,222,222
Rehab Taxiway B North				1,500,000		1,500,000
Remodel Ticket Counters	100,000					100,000
Remove Hangars IP 1-4		200,000				200,000
Repave Airport Service Road					1,422,222	1,422,222
Replace IP-9 Windows		200,000				200,000
Reside North Parapet Walls Above Roof				100,000		100,000
RWY 7/25 Improvements			5,444,444			5,444,444
Storm Water Drainage System Improvement					1,000,000	1,000,000
Taxiway C Hotspot Corrections					888,888	888,888
Terminal Building Expansion Construction	6,000,000					6,000,000
Terminal Access Road Rehab	300,000	1,422,222				1,722,222
Total Airport Projects	10,633,000	7,300,111	9,849,999	14,800,000	69,200,110	111,783,220

MET TRANSIT PROJECTS

Project Name	FY 2024	FY 2025	FY 2026	FY 2027	FY 2028	Total
Electrical Supply Upgrade for Bus Chargers	302,000					302,000
Metroplex Expansion/Interior Remodel	1,600,000					1,600,000
MET EV Bus Chargers	365,000					365,000
Total MET Transit Projects	2,267,000	-	-	-	-	2,267,000

AVIATION AND TRANSIT DEPARTMENT TOTAL	12,900,000	7,300,111	9,849,999	14,800,000	69,200,110	114,050,220
--	-------------------	------------------	------------------	-------------------	-------------------	--------------------

Department: <u>Aviation and Transit</u>		FY24 - FY28 CIP	
Project Category: <u>Airport</u>		Project Title: <u>Airport Master Plan Update</u>	
Project Description/Location: Airport Master Plan looks at the future growth of the Airport and what projects will need to be completed.			
Justification: The FAA requires that Airports update their Master Plans periodically to justify future projects. One of the final products of the Master Plan is an Ultimate Airport Layout Plan (ALP). All potential future projects are reflected on the ALP and then are eligible for federal financial assistance (grant funds) to complete. Last Airport Master Plan was completed in 2010.			
CIP Status <input checked="" type="checkbox"/> Modify Existing <input type="checkbox"/> New Project		Project Type <input type="checkbox"/> Renewal/ Replacement <input checked="" type="checkbox"/> Enhancement/ New	
Operating Budget Impact: Little or no impact		Insert Picture(s) or Map Here	
Comments:			

Estimated Project Cost(s)	Prior Years	FY 2024	FY 2025	FY 2026	FY 2027	FY 2028	Future	Total Cost
Planning, Design, & Engineering		-	889,000					\$ 889,000
Land Acquisition								\$ -
Construction								\$ -
Equipment								\$ -
Other								\$ -
Total Project Cost	\$ -	\$ -	\$ 889,000	\$ -	\$ -	\$ -	\$ -	\$ 889,000

Project Funding	Prior Years	FY 2024	FY 2025	FY 2026	FY 2027	FY 2028	Future	Total Cost
Airport User Fees		-	89,000					\$ 89,000
CFC User Fees								\$ -
FAA Cargo Grant								\$ -
FAA Grant		-	800,000					\$ 800,000
Passenger Facility Charge								\$ -
Revenue Bonds								\$ -
Transit FTA Grant								\$ -
Transit Local Funds								\$ -
								\$ -
								\$ -
								\$ -
								\$ -
								\$ -
Total Project Funding	\$ -	\$ -	\$ 889,000	\$ -	\$ -	\$ -	\$ -	\$ 889,000

Department: <u>Aviation and Transit</u>		FY24 - FY28 CIP	
Project Category: <u>Airport</u>		Project Title: <u>Baggage Belt Improvements</u>	
Project Description/Location: This project will provide an additional bag belt for a total of three bag belt locations for passengers to collect luggage.			
Justification: This will assist with future expansion plans of the Airport that predict additional airline service and an increase in passengers.			
CIP Status <input checked="" type="checkbox"/> Modify Existing <input type="checkbox"/> New Project		Project Type <input type="checkbox"/> Renewal/ Replacement <input checked="" type="checkbox"/> Enhancement/ New	
Operating Budget Impact: This project will not cause operating expenses to increase or decrease. Airport revenues charged to the airlines are adjusted annually to cover those Airport costs that exceed non-airline revenues.		Insert Picture(s) or Map Here	
Comments:			

Estimated Project Cost(s)	Prior Years	FY 2024	FY 2025	FY 2026	FY 2027	FY 2028	Future	Total Cost
Planning, Design, & Engineering			-	100,000				\$ 100,000
Land Acquisition								\$ -
Construction								\$ -
Equipment			-	900,000				\$ 900,000
Other								\$ -
Total Project Cost	\$ -	\$ -	\$ -	\$ 1,000,000	\$ -	\$ -	\$ -	\$ 1,000,000

Project Funding	Prior Years	FY 2024	FY 2025	FY 2026	FY 2027	FY 2028	Future	Total Cost
Airport User Fees								\$ -
CFC User Fees								\$ -
FAA Cargo Grant								\$ -
FAA Grant								\$ -
Passenger Facility Charge			-	1,000,000				\$ 1,000,000
Revenue Bonds								\$ -
Transit FTA Grant								\$ -
Transit Local Funds								\$ -
								\$ -
								\$ -
								\$ -
								\$ -
								\$ -
								\$ -
								\$ -
								\$ -
Total Project Funding	\$ -	\$ -	\$ -	\$ 1,000,000	\$ -	\$ -	\$ -	\$ 1,000,000
	\$ -	\$ -	\$ -	\$ -	\$ -	\$ -	\$ -	\$ -

Department: <u>Aviation and Transit</u>		FY24 - FY28 CIP																																																																																																																																																	
Project Category: <u>Airport</u>		Project Title: <u>Car Rental Parking Garage</u>																																																																																																																																																	
Project Description/Location: This project is for the construction of a parking structure at the Airport for car rental companies, with a smaller section for the public.																																																																																																																																																			
Justification: This will allow the Airport the ability to increase parking and revenue, create a safer and more user friendly parking option for Airport customers, provide protection during inclement weather, and increase overall future expansion at the Airport.																																																																																																																																																			
CIP Status <input checked="" type="checkbox"/> Modify Existing <input type="checkbox"/> New Project		Project Type <input type="checkbox"/> Renewal/ Replacement <input checked="" type="checkbox"/> Enhancement/ New																																																																																																																																																	
Operating Budget Impact: CFC charges will be used to pay for the costs of operating the facility, as well as the related debt service.		Insert Picture(s) or Map Here																																																																																																																																																	
Comments:																																																																																																																																																			
<table border="1" style="width: 100%; border-collapse: collapse; font-size: 10px;"> <thead> <tr> <th style="text-align: left;">Estimated Project Cost(s)</th> <th style="text-align: center;">Prior Years</th> <th style="text-align: center;">FY 2024</th> <th style="text-align: center;">FY 2025</th> <th style="text-align: center;">FY 2026</th> <th style="text-align: center;">FY 2027</th> <th style="text-align: center;">FY 2028</th> <th style="text-align: center;">Future</th> <th style="text-align: center;">Total Cost</th> </tr> </thead> <tbody> <tr> <td>Planning, Design, & Engineering</td> <td></td> <td></td> <td></td> <td></td> <td style="text-align: center;">-</td> <td></td> <td></td> <td style="text-align: right;">\$ -</td> </tr> <tr> <td>Land Acquisition</td> <td></td> <td></td> <td></td> <td></td> <td></td> <td></td> <td></td> <td style="text-align: right;">\$ -</td> </tr> <tr> <td>Construction</td> <td></td> <td></td> <td></td> <td></td> <td style="text-align: center;">-</td> <td style="text-align: right;">60,000,000</td> <td></td> <td style="text-align: right;">\$ 60,000,000</td> </tr> <tr> <td>Equipment</td> <td></td> <td></td> <td></td> <td></td> <td></td> <td></td> <td></td> <td style="text-align: right;">\$ -</td> </tr> <tr> <td>Other</td> <td></td> <td></td> <td></td> <td></td> <td></td> <td></td> <td></td> <td style="text-align: right;">\$ -</td> </tr> <tr> <td>Total Project Cost</td> <td style="text-align: right;">\$ -</td> <td style="text-align: right;">\$ -</td> <td style="text-align: right;">\$ -</td> <td style="text-align: right;">\$ -</td> <td style="text-align: right;">\$ -</td> <td style="text-align: right;">\$ 60,000,000</td> <td style="text-align: right;">\$ -</td> <td style="text-align: right;">\$ 60,000,000</td> </tr> </tbody> </table>				Estimated Project Cost(s)	Prior Years	FY 2024	FY 2025	FY 2026	FY 2027	FY 2028	Future	Total Cost	Planning, Design, & Engineering					-			\$ -	Land Acquisition								\$ -	Construction					-	60,000,000		\$ 60,000,000	Equipment								\$ -	Other								\$ -	Total Project Cost	\$ -	\$ -	\$ -	\$ -	\$ -	\$ 60,000,000	\$ -	\$ 60,000,000																																																																																	
Estimated Project Cost(s)	Prior Years	FY 2024	FY 2025	FY 2026	FY 2027	FY 2028	Future	Total Cost																																																																																																																																											
Planning, Design, & Engineering					-			\$ -																																																																																																																																											
Land Acquisition								\$ -																																																																																																																																											
Construction					-	60,000,000		\$ 60,000,000																																																																																																																																											
Equipment								\$ -																																																																																																																																											
Other								\$ -																																																																																																																																											
Total Project Cost	\$ -	\$ -	\$ -	\$ -	\$ -	\$ 60,000,000	\$ -	\$ 60,000,000																																																																																																																																											
<table border="1" style="width: 100%; border-collapse: collapse; font-size: 10px;"> <thead> <tr> <th style="text-align: left;">Project Funding</th> <th style="text-align: center;">Prior Years</th> <th style="text-align: center;">FY 2024</th> <th style="text-align: center;">FY 2025</th> <th style="text-align: center;">FY 2026</th> <th style="text-align: center;">FY 2027</th> <th style="text-align: center;">FY 2028</th> <th style="text-align: center;">Future</th> <th style="text-align: center;">Total Cost</th> </tr> </thead> <tbody> <tr> <td>Airport User Fees</td> <td></td> <td></td> <td></td> <td></td> <td></td> <td></td> <td></td> <td style="text-align: right;">\$ -</td> </tr> <tr> <td>CFC User Fees</td> <td></td> <td></td> <td></td> <td></td> <td style="text-align: center;">-</td> <td style="text-align: right;">60,000,000</td> <td></td> <td style="text-align: right;">\$ 60,000,000</td> </tr> <tr> <td>FAA Cargo Grant</td> <td></td> <td></td> <td></td> <td></td> <td></td> <td></td> <td></td> <td style="text-align: right;">\$ -</td> </tr> <tr> <td>FAA Grant</td> <td></td> <td></td> <td></td> <td></td> <td></td> <td></td> <td></td> <td style="text-align: right;">\$ -</td> </tr> <tr> <td>Passenger Facility Charge</td> <td></td> <td></td> <td></td> <td></td> <td></td> <td></td> <td></td> <td style="text-align: right;">\$ -</td> </tr> <tr> <td>Revenue Bonds</td> <td></td> <td></td> <td></td> <td></td> <td></td> <td></td> <td></td> <td style="text-align: right;">\$ -</td> </tr> <tr> <td>Transit FTA Grant</td> <td></td> <td></td> <td></td> <td></td> <td></td> <td></td> <td></td> <td style="text-align: right;">\$ -</td> </tr> <tr> <td>Transit Local Funds</td> <td></td> <td></td> <td></td> <td></td> <td></td> <td></td> <td></td> <td style="text-align: right;">\$ -</td> </tr> <tr> <td></td> <td></td> <td></td> <td></td> <td></td> <td></td> <td></td> <td></td> <td style="text-align: right;">\$ -</td> </tr> <tr> <td></td> <td></td> <td></td> <td></td> <td></td> <td></td> <td></td> <td></td> <td style="text-align: right;">\$ -</td> </tr> <tr> <td></td> <td></td> <td></td> <td></td> <td></td> <td></td> <td></td> <td></td> <td style="text-align: right;">\$ -</td> </tr> <tr> <td></td> <td></td> <td></td> <td></td> <td></td> <td></td> <td></td> <td></td> <td style="text-align: right;">\$ -</td> </tr> <tr> <td></td> <td></td> <td></td> <td></td> <td></td> <td></td> <td></td> <td></td> <td style="text-align: right;">\$ -</td> </tr> <tr> <td>Total Project Funding</td> <td style="text-align: right;">\$ -</td> <td style="text-align: right;">\$ -</td> <td style="text-align: right;">\$ -</td> <td style="text-align: right;">\$ -</td> <td style="text-align: right;">\$ -</td> <td style="text-align: right;">\$ 60,000,000</td> <td style="text-align: right;">\$ -</td> <td style="text-align: right;">\$ 60,000,000</td> </tr> <tr> <td></td> <td style="text-align: right;">\$ -</td> <td style="text-align: right;">\$ -</td> <td style="text-align: right;">\$ -</td> <td style="text-align: right;">\$ -</td> <td style="text-align: right;">\$ -</td> <td style="text-align: right;">\$ -</td> <td style="text-align: right;">\$ -</td> <td style="text-align: right;">\$ -</td> </tr> </tbody> </table>				Project Funding	Prior Years	FY 2024	FY 2025	FY 2026	FY 2027	FY 2028	Future	Total Cost	Airport User Fees								\$ -	CFC User Fees					-	60,000,000		\$ 60,000,000	FAA Cargo Grant								\$ -	FAA Grant								\$ -	Passenger Facility Charge								\$ -	Revenue Bonds								\$ -	Transit FTA Grant								\$ -	Transit Local Funds								\$ -									\$ -									\$ -									\$ -									\$ -									\$ -	Total Project Funding	\$ -	\$ -	\$ -	\$ -	\$ -	\$ 60,000,000	\$ -	\$ 60,000,000		\$ -	\$ -	\$ -	\$ -	\$ -	\$ -	\$ -	\$ -
Project Funding	Prior Years	FY 2024	FY 2025	FY 2026	FY 2027	FY 2028	Future	Total Cost																																																																																																																																											
Airport User Fees								\$ -																																																																																																																																											
CFC User Fees					-	60,000,000		\$ 60,000,000																																																																																																																																											
FAA Cargo Grant								\$ -																																																																																																																																											
FAA Grant								\$ -																																																																																																																																											
Passenger Facility Charge								\$ -																																																																																																																																											
Revenue Bonds								\$ -																																																																																																																																											
Transit FTA Grant								\$ -																																																																																																																																											
Transit Local Funds								\$ -																																																																																																																																											
								\$ -																																																																																																																																											
								\$ -																																																																																																																																											
								\$ -																																																																																																																																											
								\$ -																																																																																																																																											
								\$ -																																																																																																																																											
Total Project Funding	\$ -	\$ -	\$ -	\$ -	\$ -	\$ 60,000,000	\$ -	\$ 60,000,000																																																																																																																																											
	\$ -	\$ -	\$ -	\$ -	\$ -	\$ -	\$ -	\$ -																																																																																																																																											

Department: <u>Aviation and Transit</u>		FY24 - FY28 CIP	
Project Category: <u>Airport</u>		Project Title: <u>Cargo Ramp Rehabilitation</u>	
Project Description/Location: The Cargo Ramp west of the Air Traffic Control Tower replacement due to ASR.			
Justification: The Cargo Ramp west of the Air Traffic Control Tower is used by Federal Express on a daily basis. A recent Pavement Condition Index study by our Civil Engineering group Morrison Maierle, identified the signs of the concrete ramp beginning to fail due to Aggregate Silicate Reaction (ASR). When these particular ramps were poured, no additives were included in the mix design to prevent the ASR issue. After 25 years of moisture and heat the ASR has begun to show up with cracking and checking on the surface of the ramp. Once this happens, it should be replaced before it becomes a safety issue.			
CIP Status <input type="checkbox"/> Modify Existing <input checked="" type="checkbox"/> New Project		Project Type <input checked="" type="checkbox"/> Renewal/ Replacement <input type="checkbox"/> Enhancement/ New	
Operating Budget Impact: Little or no impact		Insert Picture(s) or Map Here	
Comments:			

Estimated Project Cost(s)	Prior Years	FY 2024	FY 2025	FY 2026	FY 2027	FY 2028	Future	Total Cost
Planning, Design, & Engineering					420,000			\$ 420,000
Land Acquisition								\$ -
Construction					3,780,000			\$ 3,780,000
Equipment								\$ -
Other								\$ -
Total Project Cost	\$ -	\$ -	\$ -	\$ -	\$ 4,200,000	\$ -	\$ -	\$ 4,200,000

Project Funding	Prior Years	FY 2024	FY 2025	FY 2026	FY 2027	FY 2028	Future	Total Cost
Airport User Fees					420,000			\$ 420,000
CFC User Fees								\$ -
FAA Cargo Grant					3,780,000			\$ 3,780,000
FAA Grant								\$ -
Passenger Facility Charge								\$ -
Revenue Bonds								\$ -
Transit FTA Grant								\$ -
Transit Local Funds								\$ -
								\$ -
								\$ -
								\$ -
								\$ -
								\$ -
								\$ -
Total Project Funding	\$ -	\$ -	\$ -	\$ -	\$ 4,200,000	\$ -	\$ -	\$ 4,200,000

Department: <u>Aviation and Transit</u>		FY24 - FY28 CIP																																																																																																																																																																			
Project Category: <u>Airport</u>		Project Title: <u>Ramp - North Side</u>																																																																																																																																																																			
Project Description/Location: <p>This project is to expand the ramp on the north side of the Airport. The additional ramp space is needed for future hangar development.</p>																																																																																																																																																																					
Justification: <p>A larger ramp is needed to accommodate the increased use at the Business Park. This is Phase 3 of 3, of a pavement enhancement program for the Airport Business Park.</p>																																																																																																																																																																					
CIP Status <input checked="" type="checkbox"/> Modify Existing <input type="checkbox"/> New Project		Project Type <input type="checkbox"/> Renewal/ Replacement <input checked="" type="checkbox"/> Enhancement/ New																																																																																																																																																																			
Operating Budget Impact: <p>With the potential for increased leaseholds next to the ramp, revenues could increase with minimal change to expenses.</p>		Insert Picture(s) or Map Here																																																																																																																																																																			
Comments:																																																																																																																																																																					
<table border="1" style="width: 100%; border-collapse: collapse; font-size: 10px;"> <thead> <tr style="background-color: #D9E1F2;"> <th>Estimated Project Cost(s)</th> <th>Prior Years</th> <th>FY 2024</th> <th>FY 2025</th> <th>FY 2026</th> <th>FY 2027</th> <th>FY 2028</th> <th>Future</th> <th>Total Cost</th> </tr> </thead> <tbody> <tr> <td>Planning, Design, & Engineering</td> <td></td> <td></td> <td style="text-align: center;">-</td> <td></td> <td style="text-align: right;">175,000</td> <td></td> <td></td> <td style="text-align: right;">\$ 175,000</td> </tr> <tr> <td>Land Acquisition</td> <td></td> <td></td> <td></td> <td></td> <td></td> <td></td> <td></td> <td style="text-align: right;">\$ -</td> </tr> <tr> <td>Construction</td> <td></td> <td></td> <td style="text-align: center;">-</td> <td></td> <td style="text-align: right;">1,325,000</td> <td></td> <td></td> <td style="text-align: right;">\$ 1,325,000</td> </tr> <tr> <td>Equipment</td> <td></td> <td></td> <td></td> <td></td> <td></td> <td></td> <td></td> <td style="text-align: right;">\$ -</td> </tr> <tr> <td>Other</td> <td></td> <td></td> <td></td> <td></td> <td></td> <td></td> <td></td> <td style="text-align: right;">\$ -</td> </tr> <tr style="background-color: #D9E1F2;"> <td>Total Project Cost</td> <td style="text-align: right;">\$ -</td> <td style="text-align: right;">\$ -</td> <td style="text-align: right;">\$ -</td> <td style="text-align: right;">\$ -</td> <td style="text-align: right;">\$ 1,500,000</td> <td style="text-align: right;">\$ -</td> <td style="text-align: right;">\$ -</td> <td style="text-align: right;">\$ 1,500,000</td> </tr> </tbody> </table>				Estimated Project Cost(s)	Prior Years	FY 2024	FY 2025	FY 2026	FY 2027	FY 2028	Future	Total Cost	Planning, Design, & Engineering			-		175,000			\$ 175,000	Land Acquisition								\$ -	Construction			-		1,325,000			\$ 1,325,000	Equipment								\$ -	Other								\$ -	Total Project Cost	\$ -	\$ -	\$ -	\$ -	\$ 1,500,000	\$ -	\$ -	\$ 1,500,000																																																																																																			
Estimated Project Cost(s)	Prior Years	FY 2024	FY 2025	FY 2026	FY 2027	FY 2028	Future	Total Cost																																																																																																																																																													
Planning, Design, & Engineering			-		175,000			\$ 175,000																																																																																																																																																													
Land Acquisition								\$ -																																																																																																																																																													
Construction			-		1,325,000			\$ 1,325,000																																																																																																																																																													
Equipment								\$ -																																																																																																																																																													
Other								\$ -																																																																																																																																																													
Total Project Cost	\$ -	\$ -	\$ -	\$ -	\$ 1,500,000	\$ -	\$ -	\$ 1,500,000																																																																																																																																																													
<table border="1" style="width: 100%; border-collapse: collapse; font-size: 10px;"> <thead> <tr style="background-color: #D9E1F2;"> <th>Project Funding</th> <th>Prior Years</th> <th>FY 2024</th> <th>FY 2025</th> <th>FY 2026</th> <th>FY 2027</th> <th>FY 2028</th> <th>Future</th> <th>Total Cost</th> </tr> </thead> <tbody> <tr> <td>Airport User Fees</td> <td></td> <td></td> <td style="text-align: center;">-</td> <td></td> <td style="text-align: right;">150,000</td> <td></td> <td></td> <td style="text-align: right;">\$ 150,000</td> </tr> <tr> <td>CFC User Fees</td> <td></td> <td></td> <td></td> <td></td> <td style="text-align: center;">-</td> <td></td> <td></td> <td style="text-align: right;">\$ -</td> </tr> <tr> <td>FAA Cargo Grant</td> <td></td> <td></td> <td></td> <td></td> <td></td> <td></td> <td></td> <td style="text-align: right;">\$ -</td> </tr> <tr> <td>FAA Grant</td> <td></td> <td></td> <td style="text-align: center;">-</td> <td></td> <td style="text-align: right;">1,350,000</td> <td></td> <td></td> <td style="text-align: right;">\$ 1,350,000</td> </tr> <tr> <td>Passenger Facility Charge</td> <td></td> <td></td> <td></td> <td></td> <td></td> <td></td> <td></td> <td style="text-align: right;">\$ -</td> </tr> <tr> <td>Revenue Bonds</td> <td></td> <td></td> <td></td> <td></td> <td></td> <td></td> <td></td> <td style="text-align: right;">\$ -</td> </tr> <tr> <td>Transit FTA Grant</td> <td></td> <td></td> <td></td> <td></td> <td></td> <td></td> <td></td> <td style="text-align: right;">\$ -</td> </tr> <tr> <td>Transit Local Funds</td> <td></td> <td></td> <td></td> <td></td> <td></td> <td></td> <td></td> <td style="text-align: right;">\$ -</td> </tr> <tr> <td></td> <td></td> <td></td> <td></td> <td></td> <td></td> <td></td> <td></td> <td style="text-align: right;">\$ -</td> </tr> <tr> <td></td> <td></td> <td></td> <td></td> <td></td> <td></td> <td></td> <td></td> <td style="text-align: right;">\$ -</td> </tr> <tr> <td></td> <td></td> <td></td> <td></td> <td></td> <td></td> <td></td> <td></td> <td style="text-align: right;">\$ -</td> </tr> <tr> <td></td> <td></td> <td></td> <td></td> <td></td> <td></td> <td></td> <td></td> <td style="text-align: right;">\$ -</td> </tr> <tr> <td></td> <td></td> <td></td> <td></td> <td></td> <td></td> <td></td> <td></td> <td style="text-align: right;">\$ -</td> </tr> <tr> <td></td> <td></td> <td></td> <td></td> <td></td> <td></td> <td></td> <td></td> <td style="text-align: right;">\$ -</td> </tr> <tr> <td></td> <td></td> <td></td> <td></td> <td></td> <td></td> <td></td> <td></td> <td style="text-align: right;">\$ -</td> </tr> <tr style="background-color: #D9E1F2;"> <td>Total Project Funding</td> <td style="text-align: right;">\$ -</td> <td style="text-align: right;">\$ -</td> <td style="text-align: right;">\$ -</td> <td style="text-align: right;">\$ -</td> <td style="text-align: right;">\$ 1,500,000</td> <td style="text-align: right;">\$ -</td> <td style="text-align: right;">\$ -</td> <td style="text-align: right;">\$ 1,500,000</td> </tr> <tr> <td></td> <td style="text-align: right;">\$ -</td> <td style="text-align: right;">\$ -</td> <td style="text-align: right;">\$ -</td> <td style="text-align: right;">\$ -</td> <td style="text-align: right;">\$ -</td> <td style="text-align: right;">\$ -</td> <td style="text-align: right;">\$ -</td> <td style="text-align: right;">\$ -</td> </tr> </tbody> </table>				Project Funding	Prior Years	FY 2024	FY 2025	FY 2026	FY 2027	FY 2028	Future	Total Cost	Airport User Fees			-		150,000			\$ 150,000	CFC User Fees					-			\$ -	FAA Cargo Grant								\$ -	FAA Grant			-		1,350,000			\$ 1,350,000	Passenger Facility Charge								\$ -	Revenue Bonds								\$ -	Transit FTA Grant								\$ -	Transit Local Funds								\$ -									\$ -									\$ -									\$ -									\$ -									\$ -									\$ -									\$ -	Total Project Funding	\$ -	\$ -	\$ -	\$ -	\$ 1,500,000	\$ -	\$ -	\$ 1,500,000		\$ -	\$ -	\$ -	\$ -	\$ -	\$ -	\$ -	\$ -
Project Funding	Prior Years	FY 2024	FY 2025	FY 2026	FY 2027	FY 2028	Future	Total Cost																																																																																																																																																													
Airport User Fees			-		150,000			\$ 150,000																																																																																																																																																													
CFC User Fees					-			\$ -																																																																																																																																																													
FAA Cargo Grant								\$ -																																																																																																																																																													
FAA Grant			-		1,350,000			\$ 1,350,000																																																																																																																																																													
Passenger Facility Charge								\$ -																																																																																																																																																													
Revenue Bonds								\$ -																																																																																																																																																													
Transit FTA Grant								\$ -																																																																																																																																																													
Transit Local Funds								\$ -																																																																																																																																																													
								\$ -																																																																																																																																																													
								\$ -																																																																																																																																																													
								\$ -																																																																																																																																																													
								\$ -																																																																																																																																																													
								\$ -																																																																																																																																																													
								\$ -																																																																																																																																																													
								\$ -																																																																																																																																																													
Total Project Funding	\$ -	\$ -	\$ -	\$ -	\$ 1,500,000	\$ -	\$ -	\$ 1,500,000																																																																																																																																																													
	\$ -	\$ -	\$ -	\$ -	\$ -	\$ -	\$ -	\$ -																																																																																																																																																													

Department: <u>Aviation and Transit</u>		FY24 - FY28 CIP	
Project Category: <u>Airport</u>		Project Title: <u>Cargo Ramp - Slot 5 Expansion</u>	
Project Description/Location:			
<p>This project will expand the Slot 5 Cargo Ramp area to accommodate the increased amount of cargo activity taking place at the Airport.</p>			
Justification:			
<p>The expanded ramp area positions the Airport to continue to accommodate the double digit cargo growth taking place in Billings.</p>			
CIP Status <input checked="" type="checkbox"/> Modify Existing <input type="checkbox"/> New Project		Project Type <input type="checkbox"/> Renewal/ Replacement <input checked="" type="checkbox"/> Enhancement/ New	
Operating Budget Impact:		Insert Picture(s) or Map Here	
<p>This project could enhance revenues by allowing the freight hauling airlines to expand operations, resulting in an increase in landing fees and cargo entitlements.</p>			
Comments:			

Estimated Project Cost(s)	Prior Years	FY 2024	FY 2025	FY 2026	FY 2027	FY 2028	Future	Total Cost
Planning, Design, & Engineering			-			750,000		\$ 750,000
Land Acquisition								\$ -
Construction			-			5,139,000		\$ 5,139,000
Equipment								\$ -
Other								\$ -
Total Project Cost	\$ -	\$ -	\$ -	\$ -	\$ -	\$ 5,889,000	\$ -	\$ 5,889,000

Project Funding	Prior Years	FY 2024	FY 2025	FY 2026	FY 2027	FY 2028	Future	Total Cost
Airport User Fees			-			589,000		\$ 589,000
CFC User Fees								\$ -
FAA Cargo Grant			-			5,300,000		\$ 5,300,000
FAA Grant								\$ -
Passenger Facility Charge								\$ -
Revenue Bonds								\$ -
Transit FTA Grant								\$ -
Transit Local Funds								\$ -
								\$ -
								\$ -
								\$ -
								\$ -
								\$ -
								\$ -
								\$ -
Total Project Funding	\$ -	\$ -	\$ -	\$ -	\$ -	\$ 5,889,000	\$ -	\$ 5,889,000

Department: <u>Aviation and Transit</u>		FY24 - FY28 CIP																																																																																																																																																																			
Project Category: <u>Airport</u>		Project Title: <u>Extend Operations Building Mechanic Bays</u>																																																																																																																																																																			
Project Description/Location: <p>This project will extend the length of the Airport Operations Center's equipment and mechanic bay to allow the mechanics to perform maintenance on the much larger, new multi-tasking snowplows that were purchased in FY 2019. This type of Airport snow removal equipment did not exist when the Operations Center was constructed twenty-five years ago.</p>																																																																																																																																																																					
Justification: <p>These snowplows extend beyond the doorway when parked in the service bay. This means that the doors must remain open while being serviced, which creates cold working conditions and increases the building's heating costs.</p>																																																																																																																																																																					
CIP Status <input type="checkbox"/> Modify Existing <input type="checkbox"/> New Project		Project Type <input type="checkbox"/> Renewal/ Replacement <input checked="" type="checkbox"/> Enhancement/ New																																																																																																																																																																			
Operating Budget Impact: <p>Heating and cooling costs may increase due to the larger building area, although heating costs may go down because the doors will remain closed when the new, larger equipment is being serviced.</p>		Insert Picture(s) or Map Here																																																																																																																																																																			
Comments:																																																																																																																																																																					
<table border="1" style="width: 100%; border-collapse: collapse; font-size: 10px;"> <thead> <tr style="background-color: #D9E1F2;"> <th>Estimated Project Cost(s)</th> <th>Prior Years</th> <th>FY 2024</th> <th>FY 2025</th> <th>FY 2026</th> <th>FY 2027</th> <th>FY 2028</th> <th>Future</th> <th>Total Cost</th> </tr> </thead> <tbody> <tr> <td>Planning, Design, & Engineering</td> <td style="text-align: center;">-</td> <td></td> <td></td> <td style="text-align: right;">75,000</td> <td></td> <td></td> <td></td> <td style="text-align: right;">\$ 75,000</td> </tr> <tr> <td>Land Acquisition</td> <td></td> <td></td> <td></td> <td></td> <td></td> <td></td> <td></td> <td style="text-align: right;">\$ -</td> </tr> <tr> <td>Construction</td> <td style="text-align: center;">-</td> <td></td> <td></td> <td style="text-align: right;">425,000</td> <td></td> <td></td> <td></td> <td style="text-align: right;">\$ 425,000</td> </tr> <tr> <td>Equipment</td> <td></td> <td></td> <td></td> <td></td> <td></td> <td></td> <td></td> <td style="text-align: right;">\$ -</td> </tr> <tr> <td>Other</td> <td></td> <td></td> <td></td> <td></td> <td></td> <td></td> <td></td> <td style="text-align: right;">\$ -</td> </tr> <tr style="background-color: #D9E1F2;"> <td>Total Project Cost</td> <td style="text-align: center;">\$ -</td> <td style="text-align: center;">\$ -</td> <td style="text-align: center;">\$ -</td> <td style="text-align: right;">\$ 500,000</td> <td style="text-align: center;">\$ -</td> <td style="text-align: center;">\$ -</td> <td style="text-align: center;">\$ -</td> <td style="text-align: right;">\$ 500,000</td> </tr> </tbody> </table>				Estimated Project Cost(s)	Prior Years	FY 2024	FY 2025	FY 2026	FY 2027	FY 2028	Future	Total Cost	Planning, Design, & Engineering	-			75,000				\$ 75,000	Land Acquisition								\$ -	Construction	-			425,000				\$ 425,000	Equipment								\$ -	Other								\$ -	Total Project Cost	\$ -	\$ -	\$ -	\$ 500,000	\$ -	\$ -	\$ -	\$ 500,000																																																																																																			
Estimated Project Cost(s)	Prior Years	FY 2024	FY 2025	FY 2026	FY 2027	FY 2028	Future	Total Cost																																																																																																																																																													
Planning, Design, & Engineering	-			75,000				\$ 75,000																																																																																																																																																													
Land Acquisition								\$ -																																																																																																																																																													
Construction	-			425,000				\$ 425,000																																																																																																																																																													
Equipment								\$ -																																																																																																																																																													
Other								\$ -																																																																																																																																																													
Total Project Cost	\$ -	\$ -	\$ -	\$ 500,000	\$ -	\$ -	\$ -	\$ 500,000																																																																																																																																																													
<table border="1" style="width: 100%; border-collapse: collapse; font-size: 10px;"> <thead> <tr style="background-color: #D9E1F2;"> <th>Project Funding</th> <th>Prior Years</th> <th>FY 2024</th> <th>FY 2025</th> <th>FY 2026</th> <th>FY 2027</th> <th>FY 2028</th> <th>Future</th> <th>Total Cost</th> </tr> </thead> <tbody> <tr> <td>Airport User Fees</td> <td style="text-align: center;">-</td> <td></td> <td></td> <td style="text-align: right;">500,000</td> <td></td> <td></td> <td></td> <td style="text-align: right;">\$ 500,000</td> </tr> <tr> <td>CFC User Fees</td> <td></td> <td></td> <td></td> <td></td> <td></td> <td></td> <td></td> <td style="text-align: right;">\$ -</td> </tr> <tr> <td>FAA Cargo Grant</td> <td style="text-align: center;">-</td> <td></td> <td></td> <td></td> <td></td> <td></td> <td></td> <td style="text-align: right;">\$ -</td> </tr> <tr> <td>FAA Grant</td> <td></td> <td></td> <td></td> <td></td> <td></td> <td></td> <td></td> <td style="text-align: right;">\$ -</td> </tr> <tr> <td>Passenger Facility Charge</td> <td></td> <td></td> <td></td> <td></td> <td></td> <td></td> <td></td> <td style="text-align: right;">\$ -</td> </tr> <tr> <td>Revenue Bonds</td> <td></td> <td></td> <td></td> <td></td> <td></td> <td></td> <td></td> <td style="text-align: right;">\$ -</td> </tr> <tr> <td>Transit FTA Grant</td> <td></td> <td></td> <td></td> <td></td> <td></td> <td></td> <td></td> <td style="text-align: right;">\$ -</td> </tr> <tr> <td>Transit Local Funds</td> <td></td> <td></td> <td></td> <td></td> <td></td> <td></td> <td></td> <td style="text-align: right;">\$ -</td> </tr> <tr> <td></td> <td></td> <td></td> <td></td> <td></td> <td></td> <td></td> <td></td> <td style="text-align: right;">\$ -</td> </tr> <tr> <td></td> <td></td> <td></td> <td></td> <td></td> <td></td> <td></td> <td></td> <td style="text-align: right;">\$ -</td> </tr> <tr> <td></td> <td></td> <td></td> <td></td> <td></td> <td></td> <td></td> <td></td> <td style="text-align: right;">\$ -</td> </tr> <tr> <td></td> <td></td> <td></td> <td></td> <td></td> <td></td> <td></td> <td></td> <td style="text-align: right;">\$ -</td> </tr> <tr> <td></td> <td></td> <td></td> <td></td> <td></td> <td></td> <td></td> <td></td> <td style="text-align: right;">\$ -</td> </tr> <tr> <td></td> <td></td> <td></td> <td></td> <td></td> <td></td> <td></td> <td></td> <td style="text-align: right;">\$ -</td> </tr> <tr> <td></td> <td></td> <td></td> <td></td> <td></td> <td></td> <td></td> <td></td> <td style="text-align: right;">\$ -</td> </tr> <tr style="background-color: #D9E1F2;"> <td>Total Project Funding</td> <td style="text-align: center;">\$ -</td> <td style="text-align: center;">\$ -</td> <td style="text-align: center;">\$ -</td> <td style="text-align: right;">\$ 500,000</td> <td style="text-align: center;">\$ -</td> <td style="text-align: center;">\$ -</td> <td style="text-align: center;">\$ -</td> <td style="text-align: right;">\$ 500,000</td> </tr> <tr style="color: red;"> <td></td> <td style="text-align: center;">\$ -</td> <td style="text-align: center;">\$ -</td> <td style="text-align: center;">\$ -</td> <td style="text-align: center;">\$ -</td> <td style="text-align: center;">\$ -</td> <td style="text-align: center;">\$ -</td> <td style="text-align: center;">\$ -</td> <td style="text-align: center;">\$ -</td> </tr> </tbody> </table>				Project Funding	Prior Years	FY 2024	FY 2025	FY 2026	FY 2027	FY 2028	Future	Total Cost	Airport User Fees	-			500,000				\$ 500,000	CFC User Fees								\$ -	FAA Cargo Grant	-							\$ -	FAA Grant								\$ -	Passenger Facility Charge								\$ -	Revenue Bonds								\$ -	Transit FTA Grant								\$ -	Transit Local Funds								\$ -									\$ -									\$ -									\$ -									\$ -									\$ -									\$ -									\$ -	Total Project Funding	\$ -	\$ -	\$ -	\$ 500,000	\$ -	\$ -	\$ -	\$ 500,000		\$ -	\$ -	\$ -	\$ -	\$ -	\$ -	\$ -	\$ -
Project Funding	Prior Years	FY 2024	FY 2025	FY 2026	FY 2027	FY 2028	Future	Total Cost																																																																																																																																																													
Airport User Fees	-			500,000				\$ 500,000																																																																																																																																																													
CFC User Fees								\$ -																																																																																																																																																													
FAA Cargo Grant	-							\$ -																																																																																																																																																													
FAA Grant								\$ -																																																																																																																																																													
Passenger Facility Charge								\$ -																																																																																																																																																													
Revenue Bonds								\$ -																																																																																																																																																													
Transit FTA Grant								\$ -																																																																																																																																																													
Transit Local Funds								\$ -																																																																																																																																																													
								\$ -																																																																																																																																																													
								\$ -																																																																																																																																																													
								\$ -																																																																																																																																																													
								\$ -																																																																																																																																																													
								\$ -																																																																																																																																																													
								\$ -																																																																																																																																																													
								\$ -																																																																																																																																																													
Total Project Funding	\$ -	\$ -	\$ -	\$ 500,000	\$ -	\$ -	\$ -	\$ 500,000																																																																																																																																																													
	\$ -	\$ -	\$ -	\$ -	\$ -	\$ -	\$ -	\$ -																																																																																																																																																													

Department: <u>Aviation and Transit</u>		FY24 - FY28 CIP	
Project Category: <u>Airport</u>		Project Title: <u>Extend Water and Sewer Line to Business Park</u>	
Project Description/Location: This project is to extend/rehab the water and sewer lines for the very northeast section of the Airport Business Park.			
Justification: The water and sewer infrastructure to this part of the Business Park was installed in the early 1960s and needs to be upgraded to provide development opportunities in this area.			
CIP Status <input type="checkbox"/> Modify Existing <input checked="" type="checkbox"/> New Project		Project Type <input type="checkbox"/> Renewal/ Replacement <input checked="" type="checkbox"/> Enhancement/ New	
Operating Budget Impact: No initial impact to revenues or expenses.		Insert Picture(s) or Map Here	
Comments:			

Estimated Project Cost(s)	Prior Years	FY 2024	FY 2025	FY 2026	FY 2027	FY 2028	Future	Total Cost
Planning, Design, & Engineering				65,000				\$ 65,000
Land Acquisition								\$ -
Construction				435,000				\$ 435,000
Equipment								\$ -
Other								\$ -
Total Project Cost	\$ -	\$ -	\$ -	\$ 500,000	\$ -	\$ -	\$ -	\$ 500,000

Project Funding	Prior Years	FY 2024	FY 2025	FY 2026	FY 2027	FY 2028	Future	Total Cost
Airport User Fees				500,000				\$ 500,000
CFC User Fees								\$ -
FAA Cargo Grant								\$ -
FAA Grant								\$ -
Passenger Facility Charge								\$ -
Revenue Bonds								\$ -
Transit FTA Grant								\$ -
Transit Local Funds								\$ -
								\$ -
								\$ -
								\$ -
								\$ -
								\$ -
								\$ -
Total Project Funding	\$ -	\$ -	\$ -	\$ 500,000	\$ -	\$ -	\$ -	\$ 500,000

Department: <u>Aviation and Transit</u>		FY24 - FY28 CIP	
Project Category: <u>Airport</u>		Project Title: <u>Fencing on Northside Newest Property</u>	
Project Description/Location: Project would provide fencing for the recently acquired north property of the Airport.			
Justification: Recent purchase of land north of the Airfield is not fenced and this would allow for the construction new fencing in key areas.			
CIP Status <input checked="" type="checkbox"/> Modify Existing <input type="checkbox"/> New Project		Project Type <input type="checkbox"/> Renewal/ Replacement <input checked="" type="checkbox"/> Enhancement/ New	
Operating Budget Impact: Little or no impact		Insert Picture(s) or Map Here	
Comments:			

Estimated Project Cost(s)	Prior Years	FY 2024	FY 2025	FY 2026	FY 2027	FY 2028	Future	Total Cost
Planning, Design, & Engineering								\$ -
Land Acquisition								\$ -
Construction				100,000				\$ 100,000
Equipment								\$ -
Other								\$ -
Total Project Cost	\$ -	\$ -	\$ -	\$ 100,000	\$ -	\$ -	\$ -	\$ 100,000

Project Funding	Prior Years	FY 2024	FY 2025	FY 2026	FY 2027	FY 2028	Future	Total Cost
Airport User Fees				100,000				\$ 100,000
CFC User Fees								\$ -
FAA Cargo Grant								\$ -
FAA Grant								\$ -
Passenger Facility Charge								\$ -
Revenue Bonds								\$ -
Transit FTA Grant								\$ -
Transit Local Funds								\$ -
								\$ -
								\$ -
								\$ -
								\$ -
								\$ -
								\$ -
Total Project Funding	\$ -	\$ -	\$ -	\$ 100,000	\$ -	\$ -	\$ -	\$ 100,000

Department: <u>Aviation and Transit</u>		FY24 - FY28 CIP	
Project Category: <u>Airport</u>		Project Title: <u>Fuel Farm Expansion</u>	
Project Description/Location: Project would develop neighboring land to accept additional fuel tanks and pump systems.			
Justification: With the last available fuel farm tank locations being leased to the new FBO Operation, BAG Billings, additional space is needed for future growth.			
CIP Status <input checked="" type="checkbox"/> Modify Existing <input type="checkbox"/> New Project		Project Type <input type="checkbox"/> Renewal/ Replacement <input checked="" type="checkbox"/> Enhancement/ New	
Operating Budget Impact: Little or no impact		Insert Picture(s) or Map Here	
Comments:			

Estimated Project Cost(s)	Prior Years	FY 2024	FY 2025	FY 2026	FY 2027	FY 2028	Future	Total Cost
Planning, Design, & Engineering	-	20,000						\$ 20,000
Land Acquisition								\$ -
Construction	-	80,000						\$ 80,000
Equipment								\$ -
Other								\$ -
Total Project Cost	\$ -	\$ 100,000	\$ -	\$ -	\$ -	\$ -	\$ -	\$ 100,000

Project Funding	Prior Years	FY 2024	FY 2025	FY 2026	FY 2027	FY 2028	Future	Total Cost
Airport User Fees	-	100,000						\$ 100,000
CFC User Fees								\$ -
FAA Cargo Grant								\$ -
FAA Grant								\$ -
Passenger Facility Charge								\$ -
Revenue Bonds								\$ -
Transit FTA Grant								\$ -
Transit Local Funds								\$ -
								\$ -
								\$ -
								\$ -
								\$ -
								\$ -
								\$ -
Total Project Funding	\$ -	\$ 100,000	\$ -	\$ -	\$ -	\$ -	\$ -	\$ 100,000

Department: <u>Aviation and Transit</u>		FY24 - FY28 CIP																																																																																																																																								
Project Category: <u>Airport</u>		Project Title: <u>Move East Stair Tower to Open Up Ticketing Lobby</u>																																																																																																																																								
Project Description/Location:																																																																																																																																										
Project would remove, relocate and rebuild the Terminal's east stair tower which is directly in front of the Cape Air Ticket counter.																																																																																																																																										
Justification:																																																																																																																																										
The location of the existing east stair tower pinches the queue space in front of the Cape Air Ticket counter. Relocating this stair tower further east would help expand the Terminal lobby and provide better passenger check in circulation on the east end of the ticket counter area.																																																																																																																																										
CIP Status <input checked="" type="checkbox"/> Modify Existing <input type="checkbox"/> New Project		Project Type <input type="checkbox"/> Renewal/ Replacement <input checked="" type="checkbox"/> Enhancement/ New																																																																																																																																								
Operating Budget Impact:		Insert Picture(s) or Map Here																																																																																																																																								
Little or no impact																																																																																																																																										
Comments:																																																																																																																																										
<table border="1" style="width: 100%; border-collapse: collapse; font-size: 10px;"> <thead> <tr> <th style="width: 25%;">Estimated Project Cost(s)</th> <th style="width: 10%;">Prior Years</th> <th style="width: 10%;">FY 2024</th> <th style="width: 10%;">FY 2025</th> <th style="width: 10%;">FY 2026</th> <th style="width: 10%;">FY 2027</th> <th style="width: 10%;">FY 2028</th> <th style="width: 10%;">Future</th> <th style="width: 10%;">Total Cost</th> </tr> </thead> <tbody> <tr> <td>Planning, Design, & Engineering</td> <td></td> <td style="text-align: right;">800,000</td> <td style="text-align: center;">-</td> <td></td> <td></td> <td></td> <td></td> <td style="text-align: right;">\$ 800,000</td> </tr> <tr> <td>Land Acquisition</td> <td></td> <td></td> <td></td> <td></td> <td></td> <td></td> <td></td> <td style="text-align: right;">\$ -</td> </tr> <tr> <td>Construction</td> <td></td> <td></td> <td style="text-align: right;">4,200,000</td> <td></td> <td></td> <td></td> <td></td> <td style="text-align: right;">\$ 4,200,000</td> </tr> <tr> <td>Equipment</td> <td></td> <td></td> <td></td> <td></td> <td></td> <td></td> <td></td> <td style="text-align: right;">\$ -</td> </tr> <tr> <td>Other</td> <td></td> <td></td> <td></td> <td></td> <td></td> <td></td> <td></td> <td style="text-align: right;">\$ -</td> </tr> <tr> <td>Total Project Cost</td> <td style="text-align: right;">\$ -</td> <td style="text-align: right;">\$ 800,000</td> <td style="text-align: right;">\$ 4,200,000</td> <td style="text-align: right;">\$ -</td> <td style="text-align: right;">\$ -</td> <td style="text-align: right;">\$ -</td> <td style="text-align: right;">\$ -</td> <td style="text-align: right;">\$ 5,000,000</td> </tr> </tbody> </table>				Estimated Project Cost(s)	Prior Years	FY 2024	FY 2025	FY 2026	FY 2027	FY 2028	Future	Total Cost	Planning, Design, & Engineering		800,000	-					\$ 800,000	Land Acquisition								\$ -	Construction			4,200,000					\$ 4,200,000	Equipment								\$ -	Other								\$ -	Total Project Cost	\$ -	\$ 800,000	\$ 4,200,000	\$ -	\$ -	\$ -	\$ -	\$ 5,000,000																																																																								
Estimated Project Cost(s)	Prior Years	FY 2024	FY 2025	FY 2026	FY 2027	FY 2028	Future	Total Cost																																																																																																																																		
Planning, Design, & Engineering		800,000	-					\$ 800,000																																																																																																																																		
Land Acquisition								\$ -																																																																																																																																		
Construction			4,200,000					\$ 4,200,000																																																																																																																																		
Equipment								\$ -																																																																																																																																		
Other								\$ -																																																																																																																																		
Total Project Cost	\$ -	\$ 800,000	\$ 4,200,000	\$ -	\$ -	\$ -	\$ -	\$ 5,000,000																																																																																																																																		
<table border="1" style="width: 100%; border-collapse: collapse; font-size: 10px;"> <thead> <tr> <th style="width: 25%;">Project Funding</th> <th style="width: 10%;">Prior Years</th> <th style="width: 10%;">FY 2024</th> <th style="width: 10%;">FY 2025</th> <th style="width: 10%;">FY 2026</th> <th style="width: 10%;">FY 2027</th> <th style="width: 10%;">FY 2028</th> <th style="width: 10%;">Future</th> <th style="width: 10%;">Total Cost</th> </tr> </thead> <tbody> <tr> <td>Airport User Fees</td> <td></td> <td style="text-align: right;">80,000</td> <td style="text-align: right;">420,000</td> <td></td> <td></td> <td></td> <td></td> <td style="text-align: right;">\$ 500,000</td> </tr> <tr> <td>CFC User Fees</td> <td></td> <td></td> <td></td> <td></td> <td></td> <td></td> <td></td> <td style="text-align: right;">\$ -</td> </tr> <tr> <td>FAA Cargo Grant</td> <td></td> <td></td> <td></td> <td></td> <td></td> <td></td> <td></td> <td style="text-align: right;">\$ -</td> </tr> <tr> <td>FAA Grant</td> <td></td> <td style="text-align: right;">720,000</td> <td style="text-align: right;">2,400,000</td> <td></td> <td></td> <td></td> <td></td> <td style="text-align: right;">\$ 3,120,000</td> </tr> <tr> <td>Passenger Facility Charge</td> <td></td> <td></td> <td style="text-align: right;">1,380,000</td> <td></td> <td></td> <td></td> <td></td> <td style="text-align: right;">\$ 1,380,000</td> </tr> <tr> <td>Revenue Bonds</td> <td></td> <td></td> <td></td> <td></td> <td></td> <td></td> <td></td> <td style="text-align: right;">\$ -</td> </tr> <tr> <td>Transit FTA Grant</td> <td></td> <td></td> <td></td> <td></td> <td></td> <td></td> <td></td> <td style="text-align: right;">\$ -</td> </tr> <tr> <td>Transit Local Funds</td> <td></td> <td></td> <td></td> <td></td> <td></td> <td></td> <td></td> <td style="text-align: right;">\$ -</td> </tr> <tr> <td></td> <td></td> <td></td> <td></td> <td></td> <td></td> <td></td> <td></td> <td style="text-align: right;">\$ -</td> </tr> <tr> <td></td> <td></td> <td></td> <td></td> <td></td> <td></td> <td></td> <td></td> <td style="text-align: right;">\$ -</td> </tr> <tr> <td></td> <td></td> <td></td> <td></td> <td></td> <td></td> <td></td> <td></td> <td style="text-align: right;">\$ -</td> </tr> <tr> <td></td> <td></td> <td></td> <td></td> <td></td> <td></td> <td></td> <td></td> <td style="text-align: right;">\$ -</td> </tr> <tr> <td></td> <td></td> <td></td> <td></td> <td></td> <td></td> <td></td> <td></td> <td style="text-align: right;">\$ -</td> </tr> <tr> <td>Total Project Funding</td> <td style="text-align: right;">\$ -</td> <td style="text-align: right;">\$ 800,000</td> <td style="text-align: right;">\$ 4,200,000</td> <td style="text-align: right;">\$ -</td> <td style="text-align: right;">\$ -</td> <td style="text-align: right;">\$ -</td> <td style="text-align: right;">\$ -</td> <td style="text-align: right;">\$ 5,000,000</td> </tr> </tbody> </table>				Project Funding	Prior Years	FY 2024	FY 2025	FY 2026	FY 2027	FY 2028	Future	Total Cost	Airport User Fees		80,000	420,000					\$ 500,000	CFC User Fees								\$ -	FAA Cargo Grant								\$ -	FAA Grant		720,000	2,400,000					\$ 3,120,000	Passenger Facility Charge			1,380,000					\$ 1,380,000	Revenue Bonds								\$ -	Transit FTA Grant								\$ -	Transit Local Funds								\$ -									\$ -									\$ -									\$ -									\$ -									\$ -	Total Project Funding	\$ -	\$ 800,000	\$ 4,200,000	\$ -	\$ -	\$ -	\$ -	\$ 5,000,000
Project Funding	Prior Years	FY 2024	FY 2025	FY 2026	FY 2027	FY 2028	Future	Total Cost																																																																																																																																		
Airport User Fees		80,000	420,000					\$ 500,000																																																																																																																																		
CFC User Fees								\$ -																																																																																																																																		
FAA Cargo Grant								\$ -																																																																																																																																		
FAA Grant		720,000	2,400,000					\$ 3,120,000																																																																																																																																		
Passenger Facility Charge			1,380,000					\$ 1,380,000																																																																																																																																		
Revenue Bonds								\$ -																																																																																																																																		
Transit FTA Grant								\$ -																																																																																																																																		
Transit Local Funds								\$ -																																																																																																																																		
								\$ -																																																																																																																																		
								\$ -																																																																																																																																		
								\$ -																																																																																																																																		
								\$ -																																																																																																																																		
								\$ -																																																																																																																																		
Total Project Funding	\$ -	\$ 800,000	\$ 4,200,000	\$ -	\$ -	\$ -	\$ -	\$ 5,000,000																																																																																																																																		

Department: <u>Aviation and Transit</u>		FY24 - FY28 CIP																																																																																																																																																																			
Project Category: <u>Airport</u>		Project Title: <u>Old East Taxilane - Rehab</u>																																																																																																																																																																			
Project Description/Location: This project replaces the older asphalt sections of the taxilane that are beginning to unravel/fall apart.																																																																																																																																																																					
Justification: The rehabilitation of this taxilane is needed for safety reasons.																																																																																																																																																																					
CIP Status <input checked="" type="checkbox"/> Modify Existing <input type="checkbox"/> New Project		Project Type <input checked="" type="checkbox"/> Renewal/ Replacement <input type="checkbox"/> Enhancement/ New																																																																																																																																																																			
Operating Budget Impact: This project will not cause operating expenses to increase or decrease. Airport revenues charged to the airlines are adjusted annually to cover those Airport costs that exceed non-airline revenues.		Insert Picture(s) or Map Here																																																																																																																																																																			
Comments:																																																																																																																																																																					
<table border="1" style="width: 100%; border-collapse: collapse; font-size: 10px;"> <thead> <tr style="background-color: #D9E1F2;"> <th>Estimated Project Cost(s)</th> <th>Prior Years</th> <th>FY 2024</th> <th>FY 2025</th> <th>FY 2026</th> <th>FY 2027</th> <th>FY 2028</th> <th>Future</th> <th>Total Cost</th> </tr> </thead> <tbody> <tr> <td>Planning, Design, & Engineering</td> <td></td> <td style="text-align: center;">-</td> <td style="text-align: center;">50,000</td> <td></td> <td></td> <td></td> <td></td> <td style="text-align: right;">\$ 50,000</td> </tr> <tr> <td>Land Acquisition</td> <td></td> <td></td> <td></td> <td></td> <td></td> <td></td> <td></td> <td style="text-align: right;">\$ -</td> </tr> <tr> <td>Construction</td> <td></td> <td style="text-align: center;">-</td> <td style="text-align: center;">338,889</td> <td></td> <td></td> <td></td> <td></td> <td style="text-align: right;">\$ 338,889</td> </tr> <tr> <td>Equipment</td> <td></td> <td></td> <td></td> <td></td> <td></td> <td></td> <td></td> <td style="text-align: right;">\$ -</td> </tr> <tr> <td>Other</td> <td></td> <td></td> <td></td> <td></td> <td></td> <td></td> <td></td> <td style="text-align: right;">\$ -</td> </tr> <tr style="background-color: #D9E1F2;"> <td>Total Project Cost</td> <td style="text-align: right;">\$ -</td> <td style="text-align: right;">\$ -</td> <td style="text-align: right;">\$ 388,889</td> <td style="text-align: right;">\$ -</td> <td style="text-align: right;">\$ -</td> <td style="text-align: right;">\$ -</td> <td style="text-align: right;">\$ -</td> <td style="text-align: right;">\$ 388,889</td> </tr> </tbody> </table>				Estimated Project Cost(s)	Prior Years	FY 2024	FY 2025	FY 2026	FY 2027	FY 2028	Future	Total Cost	Planning, Design, & Engineering		-	50,000					\$ 50,000	Land Acquisition								\$ -	Construction		-	338,889					\$ 338,889	Equipment								\$ -	Other								\$ -	Total Project Cost	\$ -	\$ -	\$ 388,889	\$ -	\$ -	\$ -	\$ -	\$ 388,889																																																																																																			
Estimated Project Cost(s)	Prior Years	FY 2024	FY 2025	FY 2026	FY 2027	FY 2028	Future	Total Cost																																																																																																																																																													
Planning, Design, & Engineering		-	50,000					\$ 50,000																																																																																																																																																													
Land Acquisition								\$ -																																																																																																																																																													
Construction		-	338,889					\$ 338,889																																																																																																																																																													
Equipment								\$ -																																																																																																																																																													
Other								\$ -																																																																																																																																																													
Total Project Cost	\$ -	\$ -	\$ 388,889	\$ -	\$ -	\$ -	\$ -	\$ 388,889																																																																																																																																																													
<table border="1" style="width: 100%; border-collapse: collapse; font-size: 10px;"> <thead> <tr style="background-color: #D9E1F2;"> <th>Project Funding</th> <th>Prior Years</th> <th>FY 2024</th> <th>FY 2025</th> <th>FY 2026</th> <th>FY 2027</th> <th>FY 2028</th> <th>Future</th> <th>Total Cost</th> </tr> </thead> <tbody> <tr> <td>Airport User Fees</td> <td></td> <td style="text-align: center;">-</td> <td style="text-align: center;">38,889</td> <td></td> <td></td> <td></td> <td></td> <td style="text-align: right;">\$ 38,889</td> </tr> <tr> <td>CFC User Fees</td> <td></td> <td></td> <td></td> <td></td> <td></td> <td></td> <td></td> <td style="text-align: right;">\$ -</td> </tr> <tr> <td>FAA Cargo Grant</td> <td></td> <td></td> <td></td> <td></td> <td></td> <td></td> <td></td> <td style="text-align: right;">\$ -</td> </tr> <tr> <td>FAA Grant</td> <td></td> <td style="text-align: center;">-</td> <td style="text-align: center;">350,000</td> <td></td> <td></td> <td></td> <td></td> <td style="text-align: right;">\$ 350,000</td> </tr> <tr> <td>Passenger Facility Charge</td> <td></td> <td></td> <td></td> <td></td> <td></td> <td></td> <td></td> <td style="text-align: right;">\$ -</td> </tr> <tr> <td>Revenue Bonds</td> <td></td> <td></td> <td></td> <td></td> <td></td> <td></td> <td></td> <td style="text-align: right;">\$ -</td> </tr> <tr> <td>Transit FTA Grant</td> <td></td> <td></td> <td></td> <td></td> <td></td> <td></td> <td></td> <td style="text-align: right;">\$ -</td> </tr> <tr> <td>Transit Local Funds</td> <td></td> <td></td> <td></td> <td></td> <td></td> <td></td> <td></td> <td style="text-align: right;">\$ -</td> </tr> <tr> <td></td> <td></td> <td></td> <td></td> <td></td> <td></td> <td></td> <td></td> <td style="text-align: right;">\$ -</td> </tr> <tr> <td></td> <td></td> <td></td> <td></td> <td></td> <td></td> <td></td> <td></td> <td style="text-align: right;">\$ -</td> </tr> <tr> <td></td> <td></td> <td></td> <td></td> <td></td> <td></td> <td></td> <td></td> <td style="text-align: right;">\$ -</td> </tr> <tr> <td></td> <td></td> <td></td> <td></td> <td></td> <td></td> <td></td> <td></td> <td style="text-align: right;">\$ -</td> </tr> <tr> <td></td> <td></td> <td></td> <td></td> <td></td> <td></td> <td></td> <td></td> <td style="text-align: right;">\$ -</td> </tr> <tr> <td></td> <td></td> <td></td> <td></td> <td></td> <td></td> <td></td> <td></td> <td style="text-align: right;">\$ -</td> </tr> <tr> <td></td> <td></td> <td></td> <td></td> <td></td> <td></td> <td></td> <td></td> <td style="text-align: right;">\$ -</td> </tr> <tr style="background-color: #D9E1F2;"> <td>Total Project Funding</td> <td style="text-align: right;">\$ -</td> <td style="text-align: right;">\$ -</td> <td style="text-align: right;">\$ 388,889</td> <td style="text-align: right;">\$ -</td> <td style="text-align: right;">\$ -</td> <td style="text-align: right;">\$ -</td> <td style="text-align: right;">\$ -</td> <td style="text-align: right;">\$ 388,889</td> </tr> <tr style="background-color: #D9E1F2;"> <td></td> <td style="text-align: right;">\$ -</td> <td style="text-align: right;">\$ -</td> <td style="text-align: right;">\$ -</td> <td style="text-align: right;">\$ -</td> <td style="text-align: right;">\$ -</td> <td style="text-align: right;">\$ -</td> <td style="text-align: right;">\$ -</td> <td style="text-align: right;">\$ -</td> </tr> </tbody> </table>				Project Funding	Prior Years	FY 2024	FY 2025	FY 2026	FY 2027	FY 2028	Future	Total Cost	Airport User Fees		-	38,889					\$ 38,889	CFC User Fees								\$ -	FAA Cargo Grant								\$ -	FAA Grant		-	350,000					\$ 350,000	Passenger Facility Charge								\$ -	Revenue Bonds								\$ -	Transit FTA Grant								\$ -	Transit Local Funds								\$ -									\$ -									\$ -									\$ -									\$ -									\$ -									\$ -									\$ -	Total Project Funding	\$ -	\$ -	\$ 388,889	\$ -	\$ -	\$ -	\$ -	\$ 388,889		\$ -	\$ -	\$ -	\$ -	\$ -	\$ -	\$ -	\$ -
Project Funding	Prior Years	FY 2024	FY 2025	FY 2026	FY 2027	FY 2028	Future	Total Cost																																																																																																																																																													
Airport User Fees		-	38,889					\$ 38,889																																																																																																																																																													
CFC User Fees								\$ -																																																																																																																																																													
FAA Cargo Grant								\$ -																																																																																																																																																													
FAA Grant		-	350,000					\$ 350,000																																																																																																																																																													
Passenger Facility Charge								\$ -																																																																																																																																																													
Revenue Bonds								\$ -																																																																																																																																																													
Transit FTA Grant								\$ -																																																																																																																																																													
Transit Local Funds								\$ -																																																																																																																																																													
								\$ -																																																																																																																																																													
								\$ -																																																																																																																																																													
								\$ -																																																																																																																																																													
								\$ -																																																																																																																																																													
								\$ -																																																																																																																																																													
								\$ -																																																																																																																																																													
								\$ -																																																																																																																																																													
Total Project Funding	\$ -	\$ -	\$ 388,889	\$ -	\$ -	\$ -	\$ -	\$ 388,889																																																																																																																																																													
	\$ -	\$ -	\$ -	\$ -	\$ -	\$ -	\$ -	\$ -																																																																																																																																																													

Department: <u>Aviation and Transit</u>		FY24 - FY28 CIP																																																																																																																																																										
Project Category: <u>Airport</u>		Project Title: <u>Operations Equipment Cold Storage Building</u>																																																																																																																																																										
Project Description/Location: Construction of a cold storage building to house out of season equipment, such as mowing machines and other seasonal equipment not used during the Winter.																																																																																																																																																												
Justification: The Airport equipment storage areas are completely full and seasonal equipment is now being stored in various buildings around the Airport.																																																																																																																																																												
CIP Status <input type="checkbox"/> Modify Existing <input type="checkbox"/> New Project		Project Type <input type="checkbox"/> Renewal/ Replacement <input checked="" type="checkbox"/> Enhancement/ New																																																																																																																																																										
Operating Budget Impact: This project will not cause operating expenses to increase or decrease. Airport revenues charged to the airlines are adjusted annually to cover those Airport costs that exceed non-airline revenues.		Insert Picture(s) or Map Here																																																																																																																																																										
Comments:																																																																																																																																																												
<table border="1" style="width: 100%; border-collapse: collapse; font-size: 10px;"> <thead> <tr> <th style="text-align: left;">Estimated Project Cost(s)</th> <th style="text-align: center;">Prior Years</th> <th style="text-align: center;">FY 2024</th> <th style="text-align: center;">FY 2025</th> <th style="text-align: center;">FY 2026</th> <th style="text-align: center;">FY 2027</th> <th style="text-align: center;">FY 2028</th> <th style="text-align: center;">Future</th> <th style="text-align: center;">Total Cost</th> </tr> </thead> <tbody> <tr> <td>Planning, Design, & Engineering</td> <td style="text-align: center;">-</td> <td></td> <td></td> <td></td> <td style="text-align: right;">50,000</td> <td></td> <td></td> <td style="text-align: right;">\$ 50,000</td> </tr> <tr> <td>Land Acquisition</td> <td></td> <td></td> <td></td> <td></td> <td></td> <td></td> <td></td> <td style="text-align: right;">\$ -</td> </tr> <tr> <td>Construction</td> <td style="text-align: center;">-</td> <td></td> <td></td> <td></td> <td style="text-align: right;">450,000</td> <td></td> <td></td> <td style="text-align: right;">\$ 450,000</td> </tr> <tr> <td>Equipment</td> <td></td> <td></td> <td></td> <td></td> <td></td> <td></td> <td></td> <td style="text-align: right;">\$ -</td> </tr> <tr> <td>Other</td> <td></td> <td></td> <td></td> <td></td> <td></td> <td></td> <td></td> <td style="text-align: right;">\$ -</td> </tr> <tr> <td>Total Project Cost</td> <td style="text-align: center;">\$ -</td> <td style="text-align: center;">\$ -</td> <td style="text-align: center;">\$ -</td> <td style="text-align: center;">\$ -</td> <td style="text-align: center;">\$ -</td> <td style="text-align: center;">\$ -</td> <td style="text-align: center;">\$ -</td> <td style="text-align: right;">\$ 500,000</td> </tr> </tbody> </table>				Estimated Project Cost(s)	Prior Years	FY 2024	FY 2025	FY 2026	FY 2027	FY 2028	Future	Total Cost	Planning, Design, & Engineering	-				50,000			\$ 50,000	Land Acquisition								\$ -	Construction	-				450,000			\$ 450,000	Equipment								\$ -	Other								\$ -	Total Project Cost	\$ -	\$ -	\$ -	\$ -	\$ -	\$ -	\$ -	\$ 500,000																																																																																										
Estimated Project Cost(s)	Prior Years	FY 2024	FY 2025	FY 2026	FY 2027	FY 2028	Future	Total Cost																																																																																																																																																				
Planning, Design, & Engineering	-				50,000			\$ 50,000																																																																																																																																																				
Land Acquisition								\$ -																																																																																																																																																				
Construction	-				450,000			\$ 450,000																																																																																																																																																				
Equipment								\$ -																																																																																																																																																				
Other								\$ -																																																																																																																																																				
Total Project Cost	\$ -	\$ -	\$ -	\$ -	\$ -	\$ -	\$ -	\$ 500,000																																																																																																																																																				
<table border="1" style="width: 100%; border-collapse: collapse; font-size: 10px;"> <thead> <tr> <th style="text-align: left;">Project Funding</th> <th style="text-align: center;">Prior Years</th> <th style="text-align: center;">FY 2024</th> <th style="text-align: center;">FY 2025</th> <th style="text-align: center;">FY 2026</th> <th style="text-align: center;">FY 2027</th> <th style="text-align: center;">FY 2028</th> <th style="text-align: center;">Future</th> <th style="text-align: center;">Total Cost</th> </tr> </thead> <tbody> <tr> <td>Airport User Fees</td> <td style="text-align: center;">-</td> <td></td> <td></td> <td></td> <td style="text-align: right;">500,000</td> <td></td> <td></td> <td style="text-align: right;">\$ 500,000</td> </tr> <tr> <td>CFC User Fees</td> <td></td> <td></td> <td></td> <td></td> <td></td> <td></td> <td></td> <td style="text-align: right;">\$ -</td> </tr> <tr> <td>FAA Cargo Grant</td> <td></td> <td></td> <td></td> <td></td> <td></td> <td></td> <td></td> <td style="text-align: right;">\$ -</td> </tr> <tr> <td>FAA Grant</td> <td></td> <td></td> <td></td> <td></td> <td></td> <td></td> <td></td> <td style="text-align: right;">\$ -</td> </tr> <tr> <td>Passenger Facility Charge</td> <td></td> <td></td> <td></td> <td></td> <td></td> <td></td> <td></td> <td style="text-align: right;">\$ -</td> </tr> <tr> <td>Revenue Bonds</td> <td></td> <td></td> <td></td> <td></td> <td></td> <td></td> <td></td> <td style="text-align: right;">\$ -</td> </tr> <tr> <td>Transit FTA Grant</td> <td></td> <td></td> <td></td> <td></td> <td></td> <td></td> <td></td> <td style="text-align: right;">\$ -</td> </tr> <tr> <td>Transit Local Funds</td> <td></td> <td></td> <td></td> <td></td> <td></td> <td></td> <td></td> <td style="text-align: right;">\$ -</td> </tr> <tr> <td></td> <td></td> <td></td> <td></td> <td></td> <td></td> <td></td> <td></td> <td style="text-align: right;">\$ -</td> </tr> <tr> <td></td> <td></td> <td></td> <td></td> <td></td> <td></td> <td></td> <td></td> <td style="text-align: right;">\$ -</td> </tr> <tr> <td></td> <td></td> <td></td> <td></td> <td></td> <td></td> <td></td> <td></td> <td style="text-align: right;">\$ -</td> </tr> <tr> <td></td> <td></td> <td></td> <td></td> <td></td> <td></td> <td></td> <td></td> <td style="text-align: right;">\$ -</td> </tr> <tr> <td></td> <td></td> <td></td> <td></td> <td></td> <td></td> <td></td> <td></td> <td style="text-align: right;">\$ -</td> </tr> <tr> <td></td> <td></td> <td></td> <td></td> <td></td> <td></td> <td></td> <td></td> <td style="text-align: right;">\$ -</td> </tr> <tr> <td>Total Project Funding</td> <td style="text-align: center;">\$ -</td> <td style="text-align: center;">\$ -</td> <td style="text-align: center;">\$ -</td> <td style="text-align: center;">\$ -</td> <td style="text-align: center;">\$ -</td> <td style="text-align: center;">\$ -</td> <td style="text-align: center;">\$ -</td> <td style="text-align: right;">\$ 500,000</td> </tr> <tr> <td></td> <td style="text-align: center;">\$ -</td> <td style="text-align: center;">\$ -</td> <td style="text-align: center;">\$ -</td> <td style="text-align: center;">\$ -</td> <td style="text-align: center;">\$ -</td> <td style="text-align: center;">\$ -</td> <td style="text-align: center;">\$ -</td> <td style="text-align: right;">\$ -</td> </tr> </tbody> </table>				Project Funding	Prior Years	FY 2024	FY 2025	FY 2026	FY 2027	FY 2028	Future	Total Cost	Airport User Fees	-				500,000			\$ 500,000	CFC User Fees								\$ -	FAA Cargo Grant								\$ -	FAA Grant								\$ -	Passenger Facility Charge								\$ -	Revenue Bonds								\$ -	Transit FTA Grant								\$ -	Transit Local Funds								\$ -									\$ -									\$ -									\$ -									\$ -									\$ -									\$ -	Total Project Funding	\$ -	\$ -	\$ -	\$ -	\$ -	\$ -	\$ -	\$ 500,000		\$ -	\$ -	\$ -	\$ -	\$ -	\$ -	\$ -	\$ -
Project Funding	Prior Years	FY 2024	FY 2025	FY 2026	FY 2027	FY 2028	Future	Total Cost																																																																																																																																																				
Airport User Fees	-				500,000			\$ 500,000																																																																																																																																																				
CFC User Fees								\$ -																																																																																																																																																				
FAA Cargo Grant								\$ -																																																																																																																																																				
FAA Grant								\$ -																																																																																																																																																				
Passenger Facility Charge								\$ -																																																																																																																																																				
Revenue Bonds								\$ -																																																																																																																																																				
Transit FTA Grant								\$ -																																																																																																																																																				
Transit Local Funds								\$ -																																																																																																																																																				
								\$ -																																																																																																																																																				
								\$ -																																																																																																																																																				
								\$ -																																																																																																																																																				
								\$ -																																																																																																																																																				
								\$ -																																																																																																																																																				
								\$ -																																																																																																																																																				
Total Project Funding	\$ -	\$ -	\$ -	\$ -	\$ -	\$ -	\$ -	\$ 500,000																																																																																																																																																				
	\$ -	\$ -	\$ -	\$ -	\$ -	\$ -	\$ -	\$ -																																																																																																																																																				

Department: <u>Aviation and Transit</u>		FY24 - FY28 CIP																																																																																																																																																																			
Project Category: <u>Airport</u>		Project Title: <u>Parking Garage Planning and Design</u>																																																																																																																																																																			
Project Description/Location:																																																																																																																																																																					
<p>This will fund the preliminary planning and design work for the placement, funding, and construction of a parking structure at the Airport in the future.</p>																																																																																																																																																																					
Justification:																																																																																																																																																																					
<p>The planning and design work is required in order to develop specifications and to bid construction work.</p>																																																																																																																																																																					
CIP Status <input checked="" type="checkbox"/> Modify Existing <input type="checkbox"/> New Project		Project Type <input type="checkbox"/> Renewal/ Replacement <input checked="" type="checkbox"/> Enhancement/ New																																																																																																																																																																			
Operating Budget Impact:		Insert Picture(s) or Map Here																																																																																																																																																																			
<p>None at this time.</p>																																																																																																																																																																					
Comments:																																																																																																																																																																					
<table border="1" style="width: 100%; border-collapse: collapse; font-size: 10px;"> <thead> <tr style="background-color: #D9E1F2;"> <th>Estimated Project Cost(s)</th> <th>Prior Years</th> <th>FY 2024</th> <th>FY 2025</th> <th>FY 2026</th> <th>FY 2027</th> <th>FY 2028</th> <th>Future</th> <th>Total Cost</th> </tr> </thead> <tbody> <tr> <td>Planning, Design, & Engineering</td> <td></td> <td></td> <td></td> <td style="text-align: center;">-</td> <td style="text-align: right;">5,000,000</td> <td></td> <td></td> <td style="text-align: right;">\$ 5,000,000</td> </tr> <tr> <td>Land Acquisition</td> <td></td> <td></td> <td></td> <td></td> <td></td> <td></td> <td></td> <td style="text-align: right;">\$ -</td> </tr> <tr> <td>Construction</td> <td></td> <td></td> <td></td> <td></td> <td></td> <td></td> <td></td> <td style="text-align: right;">\$ -</td> </tr> <tr> <td>Equipment</td> <td></td> <td></td> <td></td> <td></td> <td></td> <td></td> <td></td> <td style="text-align: right;">\$ -</td> </tr> <tr> <td>Other</td> <td></td> <td></td> <td></td> <td></td> <td></td> <td></td> <td></td> <td style="text-align: right;">\$ -</td> </tr> <tr style="background-color: #D9E1F2;"> <td>Total Project Cost</td> <td style="text-align: right;">\$ -</td> <td style="text-align: right;">\$ -</td> <td style="text-align: right;">\$ -</td> <td style="text-align: right;">\$ -</td> <td style="text-align: right;">\$ 5,000,000</td> <td style="text-align: right;">\$ -</td> <td style="text-align: right;">\$ -</td> <td style="text-align: right;">\$ 5,000,000</td> </tr> </tbody> </table>				Estimated Project Cost(s)	Prior Years	FY 2024	FY 2025	FY 2026	FY 2027	FY 2028	Future	Total Cost	Planning, Design, & Engineering				-	5,000,000			\$ 5,000,000	Land Acquisition								\$ -	Construction								\$ -	Equipment								\$ -	Other								\$ -	Total Project Cost	\$ -	\$ -	\$ -	\$ -	\$ 5,000,000	\$ -	\$ -	\$ 5,000,000																																																																																																			
Estimated Project Cost(s)	Prior Years	FY 2024	FY 2025	FY 2026	FY 2027	FY 2028	Future	Total Cost																																																																																																																																																													
Planning, Design, & Engineering				-	5,000,000			\$ 5,000,000																																																																																																																																																													
Land Acquisition								\$ -																																																																																																																																																													
Construction								\$ -																																																																																																																																																													
Equipment								\$ -																																																																																																																																																													
Other								\$ -																																																																																																																																																													
Total Project Cost	\$ -	\$ -	\$ -	\$ -	\$ 5,000,000	\$ -	\$ -	\$ 5,000,000																																																																																																																																																													
<table border="1" style="width: 100%; border-collapse: collapse; font-size: 10px;"> <thead> <tr style="background-color: #D9E1F2;"> <th>Project Funding</th> <th>Prior Years</th> <th>FY 2024</th> <th>FY 2025</th> <th>FY 2026</th> <th>FY 2027</th> <th>FY 2028</th> <th>Future</th> <th>Total Cost</th> </tr> </thead> <tbody> <tr> <td>Airport User Fees</td> <td></td> <td></td> <td></td> <td></td> <td></td> <td></td> <td></td> <td style="text-align: right;">\$ -</td> </tr> <tr> <td>CFC User Fees</td> <td></td> <td></td> <td></td> <td style="text-align: center;">-</td> <td style="text-align: right;">5,000,000</td> <td></td> <td></td> <td style="text-align: right;">\$ 5,000,000</td> </tr> <tr> <td>FAA Cargo Grant</td> <td></td> <td></td> <td></td> <td></td> <td></td> <td></td> <td></td> <td style="text-align: right;">\$ -</td> </tr> <tr> <td>FAA Grant</td> <td></td> <td></td> <td></td> <td></td> <td></td> <td></td> <td></td> <td style="text-align: right;">\$ -</td> </tr> <tr> <td>Passenger Facility Charge</td> <td></td> <td></td> <td></td> <td></td> <td></td> <td></td> <td></td> <td style="text-align: right;">\$ -</td> </tr> <tr> <td>Revenue Bonds</td> <td></td> <td></td> <td></td> <td></td> <td></td> <td></td> <td></td> <td style="text-align: right;">\$ -</td> </tr> <tr> <td>Transit FTA Grant</td> <td></td> <td></td> <td></td> <td></td> <td></td> <td></td> <td></td> <td style="text-align: right;">\$ -</td> </tr> <tr> <td>Transit Local Funds</td> <td></td> <td></td> <td></td> <td></td> <td></td> <td></td> <td></td> <td style="text-align: right;">\$ -</td> </tr> <tr> <td></td> <td></td> <td></td> <td></td> <td></td> <td></td> <td></td> <td></td> <td style="text-align: right;">\$ -</td> </tr> <tr> <td></td> <td></td> <td></td> <td></td> <td></td> <td></td> <td></td> <td></td> <td style="text-align: right;">\$ -</td> </tr> <tr> <td></td> <td></td> <td></td> <td></td> <td></td> <td></td> <td></td> <td></td> <td style="text-align: right;">\$ -</td> </tr> <tr> <td></td> <td></td> <td></td> <td></td> <td></td> <td></td> <td></td> <td></td> <td style="text-align: right;">\$ -</td> </tr> <tr> <td></td> <td></td> <td></td> <td></td> <td></td> <td></td> <td></td> <td></td> <td style="text-align: right;">\$ -</td> </tr> <tr> <td></td> <td></td> <td></td> <td></td> <td></td> <td></td> <td></td> <td></td> <td style="text-align: right;">\$ -</td> </tr> <tr> <td></td> <td></td> <td></td> <td></td> <td></td> <td></td> <td></td> <td></td> <td style="text-align: right;">\$ -</td> </tr> <tr style="background-color: #D9E1F2;"> <td>Total Project Funding</td> <td style="text-align: right;">\$ -</td> <td style="text-align: right;">\$ -</td> <td style="text-align: right;">\$ -</td> <td style="text-align: right;">\$ -</td> <td style="text-align: right;">\$ 5,000,000</td> <td style="text-align: right;">\$ -</td> <td style="text-align: right;">\$ -</td> <td style="text-align: right;">\$ 5,000,000</td> </tr> <tr style="color: red;"> <td></td> <td style="text-align: right;">\$ -</td> <td style="text-align: right;">\$ -</td> <td style="text-align: right;">\$ -</td> <td style="text-align: right;">\$ -</td> <td style="text-align: right;">\$ -</td> <td style="text-align: right;">\$ -</td> <td style="text-align: right;">\$ -</td> <td style="text-align: right;">\$ -</td> </tr> </tbody> </table>				Project Funding	Prior Years	FY 2024	FY 2025	FY 2026	FY 2027	FY 2028	Future	Total Cost	Airport User Fees								\$ -	CFC User Fees				-	5,000,000			\$ 5,000,000	FAA Cargo Grant								\$ -	FAA Grant								\$ -	Passenger Facility Charge								\$ -	Revenue Bonds								\$ -	Transit FTA Grant								\$ -	Transit Local Funds								\$ -									\$ -									\$ -									\$ -									\$ -									\$ -									\$ -									\$ -	Total Project Funding	\$ -	\$ -	\$ -	\$ -	\$ 5,000,000	\$ -	\$ -	\$ 5,000,000		\$ -	\$ -	\$ -	\$ -	\$ -	\$ -	\$ -	\$ -
Project Funding	Prior Years	FY 2024	FY 2025	FY 2026	FY 2027	FY 2028	Future	Total Cost																																																																																																																																																													
Airport User Fees								\$ -																																																																																																																																																													
CFC User Fees				-	5,000,000			\$ 5,000,000																																																																																																																																																													
FAA Cargo Grant								\$ -																																																																																																																																																													
FAA Grant								\$ -																																																																																																																																																													
Passenger Facility Charge								\$ -																																																																																																																																																													
Revenue Bonds								\$ -																																																																																																																																																													
Transit FTA Grant								\$ -																																																																																																																																																													
Transit Local Funds								\$ -																																																																																																																																																													
								\$ -																																																																																																																																																													
								\$ -																																																																																																																																																													
								\$ -																																																																																																																																																													
								\$ -																																																																																																																																																													
								\$ -																																																																																																																																																													
								\$ -																																																																																																																																																													
								\$ -																																																																																																																																																													
Total Project Funding	\$ -	\$ -	\$ -	\$ -	\$ 5,000,000	\$ -	\$ -	\$ 5,000,000																																																																																																																																																													
	\$ -	\$ -	\$ -	\$ -	\$ -	\$ -	\$ -	\$ -																																																																																																																																																													

Department: <u>Aviation and Transit</u>		FY24 - FY28 CIP	
Project Category: <u>Airport</u>		Project Title: <u>Pavement Condition Index Survey</u>	
Project Description/Location: Pavement surface conditions are evaluated every 3 yrs. for FAA review and Construction Project Programing.			
Justification: Required by the FAA for construction project grant funding priorities.			
CIP Status <input checked="" type="checkbox"/> Modify Existing <input type="checkbox"/> New Project		Project Type <input checked="" type="checkbox"/> Renewal/ Replacement <input type="checkbox"/> Enhancement/ New	
Operating Budget Impact: Little or no impact		Insert Picture(s) or Map Here	
Comments:			

Estimated Project Cost(s)	Prior Years	FY 2024	FY 2025	FY 2026	FY 2027	FY 2028	Future	Total Cost
Planning, Design, & Engineering			-	83,333				\$ 83,333
Land Acquisition								\$ -
Construction								\$ -
Equipment								\$ -
Other								\$ -
Total Project Cost	\$ -	\$ -	\$ -	\$ 83,333	\$ -	\$ -	\$ -	\$ 83,333

Project Funding	Prior Years	FY 2024	FY 2025	FY 2026	FY 2027	FY 2028	Future	Total Cost
Airport User Fees			-	8,333				\$ 8,333
CFC User Fees								\$ -
FAA Cargo Grant								\$ -
FAA Grant			-	75,000				\$ 75,000
Passenger Facility Charge								\$ -
Revenue Bonds								\$ -
Transit FTA Grant								\$ -
Transit Local Funds								\$ -
								\$ -
								\$ -
								\$ -
								\$ -
								\$ -
								\$ -
								\$ -
Total Project Funding	\$ -	\$ -	\$ -	\$ 83,333	\$ -	\$ -	\$ -	\$ 83,333

Department: <u>Aviation and Transit</u>		FY24 - FY28 CIP	
Project Category: <u>Airport</u>		Project Title: <u>Public Ramp - North Side Expansion - Phase II</u>	
Project Description/Location: <p>This project would remove the existing cold war hangars and build an expanded ramp area large enough to accommodate the local and itinerant aircraft traffic on the north side of the Airport.</p>			
Justification: <p>This area has become very busy most of the year and extremely busy when there are wildfires in the area due to increased tanker base operations.</p>			
CIP Status <input checked="" type="checkbox"/> Modify Existing <input type="checkbox"/> New Project		Project Type <input type="checkbox"/> Renewal/ Replacement <input checked="" type="checkbox"/> Enhancement/ New	
Operating Budget Impact: <p>This project will not cause operating expenses to increase or decrease. Airport revenues charged to the airlines are adjusted annually to cover those Airport costs that exceed non-airline revenues.</p>		Insert Picture(s) or Map Here	
Comments:			

Estimated Project Cost(s)	Prior Years	FY 2024	FY 2025	FY 2026	FY 2027	FY 2028	Future	Total Cost
Planning, Design, & Engineering				-	250,000			\$ 250,000
Land Acquisition								\$ -
Construction				-	1,750,000			\$ 1,750,000
Equipment								\$ -
Other								\$ -
Total Project Cost	\$ -	\$ -	\$ -	\$ -	\$ 2,000,000	\$ -	\$ -	\$ 2,000,000

Project Funding	Prior Years	FY 2024	FY 2025	FY 2026	FY 2027	FY 2028	Future	Total Cost
Airport User Fees				-	200,000			\$ 200,000
CFC User Fees								\$ -
FAA Cargo Grant								\$ -
FAA Grant				-	1,800,000			\$ 1,800,000
Passenger Facility Charge								\$ -
Revenue Bonds								
Transit FTA Grant								\$ -
Transit Local Funds								\$ -
								\$ -
								\$ -
								\$ -
								\$ -
								\$ -
								\$ -
								\$ -
								\$ -
Total Project Funding	\$ -	\$ -	\$ -	\$ -	\$ 2,000,000	\$ -	\$ -	\$ 2,000,000
	\$ -	\$ -	\$ -	\$ -	\$ -	\$ -	\$ -	\$ -

Department: <u>Aviation and Transit</u>		FY24 - FY28 CIP																																																																																																																																																																			
Project Category: <u>Airport</u>		Project Title: <u>Rehab Taxiway B North</u>																																																																																																																																																																			
Project Description/Location: This project replaces the 20-year-old asphalt on Taxiway B north, which serves the ramp area and hangars at the Airport Business Park.																																																																																																																																																																					
Justification: A rehabilitation of this taxiway is needed to enhance the taxiway to accommodate the expansion of north side operations.																																																																																																																																																																					
CIP Status <input checked="" type="checkbox"/> Modify Existing <input type="checkbox"/> New Project		Project Type <input checked="" type="checkbox"/> Renewal/ Replacement <input type="checkbox"/> Enhancement/ New																																																																																																																																																																			
Operating Budget Impact: This project will not cause operating expenses to increase or decrease. Airport revenues charged to the airlines are adjusted annually to cover those Airport costs that exceed non-airline revenues.		Insert Picture(s) or Map Here																																																																																																																																																																			
Comments:																																																																																																																																																																					
<table border="1" style="width: 100%; border-collapse: collapse; font-size: 10px;"> <thead> <tr style="background-color: #D9E1F2;"> <th>Estimated Project Cost(s)</th> <th>Prior Years</th> <th>FY 2024</th> <th>FY 2025</th> <th>FY 2026</th> <th>FY 2027</th> <th>FY 2028</th> <th>Future</th> <th>Total Cost</th> </tr> </thead> <tbody> <tr> <td>Planning, Design, & Engineering</td> <td></td> <td></td> <td></td> <td style="text-align: center;">-</td> <td style="text-align: right;">180,000</td> <td></td> <td></td> <td style="text-align: right;">\$ 180,000</td> </tr> <tr> <td>Land Acquisition</td> <td></td> <td></td> <td></td> <td></td> <td></td> <td></td> <td></td> <td style="text-align: right;">\$ -</td> </tr> <tr> <td>Construction</td> <td></td> <td></td> <td></td> <td style="text-align: center;">-</td> <td style="text-align: right;">1,320,000</td> <td></td> <td></td> <td style="text-align: right;">\$ 1,320,000</td> </tr> <tr> <td>Equipment</td> <td></td> <td></td> <td></td> <td></td> <td></td> <td></td> <td></td> <td style="text-align: right;">\$ -</td> </tr> <tr> <td>Other</td> <td></td> <td></td> <td></td> <td></td> <td></td> <td></td> <td></td> <td style="text-align: right;">\$ -</td> </tr> <tr style="background-color: #D9E1F2;"> <td>Total Project Cost</td> <td style="text-align: right;">\$ -</td> <td style="text-align: right;">\$ -</td> <td style="text-align: right;">\$ -</td> <td style="text-align: right;">\$ -</td> <td style="text-align: right;">\$ 1,500,000</td> <td style="text-align: right;">\$ -</td> <td style="text-align: right;">\$ -</td> <td style="text-align: right;">\$ 1,500,000</td> </tr> </tbody> </table>				Estimated Project Cost(s)	Prior Years	FY 2024	FY 2025	FY 2026	FY 2027	FY 2028	Future	Total Cost	Planning, Design, & Engineering				-	180,000			\$ 180,000	Land Acquisition								\$ -	Construction				-	1,320,000			\$ 1,320,000	Equipment								\$ -	Other								\$ -	Total Project Cost	\$ -	\$ -	\$ -	\$ -	\$ 1,500,000	\$ -	\$ -	\$ 1,500,000																																																																																																			
Estimated Project Cost(s)	Prior Years	FY 2024	FY 2025	FY 2026	FY 2027	FY 2028	Future	Total Cost																																																																																																																																																													
Planning, Design, & Engineering				-	180,000			\$ 180,000																																																																																																																																																													
Land Acquisition								\$ -																																																																																																																																																													
Construction				-	1,320,000			\$ 1,320,000																																																																																																																																																													
Equipment								\$ -																																																																																																																																																													
Other								\$ -																																																																																																																																																													
Total Project Cost	\$ -	\$ -	\$ -	\$ -	\$ 1,500,000	\$ -	\$ -	\$ 1,500,000																																																																																																																																																													
<table border="1" style="width: 100%; border-collapse: collapse; font-size: 10px;"> <thead> <tr style="background-color: #D9E1F2;"> <th>Project Funding</th> <th>Prior Years</th> <th>FY 2024</th> <th>FY 2025</th> <th>FY 2026</th> <th>FY 2027</th> <th>FY 2028</th> <th>Future</th> <th>Total Cost</th> </tr> </thead> <tbody> <tr> <td>Airport User Fees</td> <td></td> <td></td> <td></td> <td style="text-align: center;">-</td> <td style="text-align: right;">150,000</td> <td></td> <td></td> <td style="text-align: right;">\$ 150,000</td> </tr> <tr> <td>CFC User Fees</td> <td></td> <td></td> <td></td> <td></td> <td></td> <td></td> <td></td> <td style="text-align: right;">\$ -</td> </tr> <tr> <td>FAA Cargo Grant</td> <td></td> <td></td> <td></td> <td></td> <td></td> <td></td> <td></td> <td style="text-align: right;">\$ -</td> </tr> <tr> <td>FAA Grant</td> <td></td> <td></td> <td></td> <td style="text-align: center;">-</td> <td style="text-align: right;">1,350,000</td> <td></td> <td></td> <td style="text-align: right;">\$ 1,350,000</td> </tr> <tr> <td>Passenger Facility Charge</td> <td></td> <td></td> <td></td> <td></td> <td></td> <td></td> <td></td> <td style="text-align: right;">\$ -</td> </tr> <tr> <td>Revenue Bonds</td> <td></td> <td></td> <td></td> <td></td> <td></td> <td></td> <td></td> <td style="text-align: right;">\$ -</td> </tr> <tr> <td>Transit FTA Grant</td> <td></td> <td></td> <td></td> <td></td> <td></td> <td></td> <td></td> <td style="text-align: right;">\$ -</td> </tr> <tr> <td>Transit Local Funds</td> <td></td> <td></td> <td></td> <td></td> <td></td> <td></td> <td></td> <td style="text-align: right;">\$ -</td> </tr> <tr> <td></td> <td></td> <td></td> <td></td> <td></td> <td></td> <td></td> <td></td> <td style="text-align: right;">\$ -</td> </tr> <tr> <td></td> <td></td> <td></td> <td></td> <td></td> <td></td> <td></td> <td></td> <td style="text-align: right;">\$ -</td> </tr> <tr> <td></td> <td></td> <td></td> <td></td> <td></td> <td></td> <td></td> <td></td> <td style="text-align: right;">\$ -</td> </tr> <tr> <td></td> <td></td> <td></td> <td></td> <td></td> <td></td> <td></td> <td></td> <td style="text-align: right;">\$ -</td> </tr> <tr> <td></td> <td></td> <td></td> <td></td> <td></td> <td></td> <td></td> <td></td> <td style="text-align: right;">\$ -</td> </tr> <tr> <td></td> <td></td> <td></td> <td></td> <td></td> <td></td> <td></td> <td></td> <td style="text-align: right;">\$ -</td> </tr> <tr> <td></td> <td></td> <td></td> <td></td> <td></td> <td></td> <td></td> <td></td> <td style="text-align: right;">\$ -</td> </tr> <tr style="background-color: #D9E1F2;"> <td>Total Project Funding</td> <td style="text-align: right;">\$ -</td> <td style="text-align: right;">\$ -</td> <td style="text-align: right;">\$ -</td> <td style="text-align: right;">\$ -</td> <td style="text-align: right;">\$ 1,500,000</td> <td style="text-align: right;">\$ -</td> <td style="text-align: right;">\$ -</td> <td style="text-align: right;">\$ 1,500,000</td> </tr> <tr style="color: red;"> <td></td> <td style="text-align: right;">\$ -</td> <td style="text-align: right;">\$ -</td> <td style="text-align: right;">\$ -</td> <td style="text-align: right;">\$ -</td> <td style="text-align: right;">\$ -</td> <td style="text-align: right;">\$ -</td> <td style="text-align: right;">\$ -</td> <td style="text-align: right;">\$ -</td> </tr> </tbody> </table>				Project Funding	Prior Years	FY 2024	FY 2025	FY 2026	FY 2027	FY 2028	Future	Total Cost	Airport User Fees				-	150,000			\$ 150,000	CFC User Fees								\$ -	FAA Cargo Grant								\$ -	FAA Grant				-	1,350,000			\$ 1,350,000	Passenger Facility Charge								\$ -	Revenue Bonds								\$ -	Transit FTA Grant								\$ -	Transit Local Funds								\$ -									\$ -									\$ -									\$ -									\$ -									\$ -									\$ -									\$ -	Total Project Funding	\$ -	\$ -	\$ -	\$ -	\$ 1,500,000	\$ -	\$ -	\$ 1,500,000		\$ -	\$ -	\$ -	\$ -	\$ -	\$ -	\$ -	\$ -
Project Funding	Prior Years	FY 2024	FY 2025	FY 2026	FY 2027	FY 2028	Future	Total Cost																																																																																																																																																													
Airport User Fees				-	150,000			\$ 150,000																																																																																																																																																													
CFC User Fees								\$ -																																																																																																																																																													
FAA Cargo Grant								\$ -																																																																																																																																																													
FAA Grant				-	1,350,000			\$ 1,350,000																																																																																																																																																													
Passenger Facility Charge								\$ -																																																																																																																																																													
Revenue Bonds								\$ -																																																																																																																																																													
Transit FTA Grant								\$ -																																																																																																																																																													
Transit Local Funds								\$ -																																																																																																																																																													
								\$ -																																																																																																																																																													
								\$ -																																																																																																																																																													
								\$ -																																																																																																																																																													
								\$ -																																																																																																																																																													
								\$ -																																																																																																																																																													
								\$ -																																																																																																																																																													
								\$ -																																																																																																																																																													
Total Project Funding	\$ -	\$ -	\$ -	\$ -	\$ 1,500,000	\$ -	\$ -	\$ 1,500,000																																																																																																																																																													
	\$ -	\$ -	\$ -	\$ -	\$ -	\$ -	\$ -	\$ -																																																																																																																																																													

Department: <u>Aviation and Transit</u>		FY24 - FY28 CIP	
Project Category: <u>Airport</u>		Project Title: <u>Remodel Ticket Counters</u>	
Project Description/Location: Project would replace the laminate surfaces on the Car Rental and Airline Ticket counters.			
Justification: Project would help freshen up the public side of the Terminal to be more in sync with the decor of the new Terminal Expansion area.			
CIP Status <input checked="" type="checkbox"/> Modify Existing <input type="checkbox"/> New Project		Project Type <input checked="" type="checkbox"/> Renewal/ Replacement <input type="checkbox"/> Enhancement/ New	
Operating Budget Impact: Little or no impact		Insert Picture(s) or Map Here	
Comments:			

Estimated Project Cost(s)	Prior Years	FY 2024	FY 2025	FY 2026	FY 2027	FY 2028	Future	Total Cost
Planning, Design, & Engineering	-	10,000						\$ 10,000
Land Acquisition								\$ -
Construction	-	90,000						\$ 90,000
Equipment								\$ -
Other								\$ -
Total Project Cost	\$ -	\$ 100,000	\$ -	\$ -	\$ -	\$ -	\$ -	\$ 100,000

Project Funding	Prior Years	FY 2024	FY 2025	FY 2026	FY 2027	FY 2028	Future	Total Cost
Airport User Fees	-	100,000						\$ 100,000
CFC User Fees								\$ -
FAA Cargo Grant								\$ -
FAA Grant								\$ -
Passenger Facility Charge								\$ -
Revenue Bonds								\$ -
Transit FTA Grant								\$ -
Transit Local Funds								\$ -
								\$ -
								\$ -
								\$ -
								\$ -
								\$ -
								\$ -
Total Project Funding	\$ -	\$ 100,000	\$ -	\$ -	\$ -	\$ -	\$ -	\$ 100,000

Department: <u>Aviation and Transit</u>		FY24 - FY28 CIP																																																																																																																																																										
Project Category: <u>Airport</u>		Project Title: <u>Repave Airport Service Road</u>																																																																																																																																																										
Project Description/Location: Project repaves the service road used by fuel trucks to get to the Business Park to fuel aircraft.																																																																																																																																																												
Justification: Road is near the end of its useful life and is starting to break apart.																																																																																																																																																												
CIP Status <input checked="" type="checkbox"/> Modify Existing <input type="checkbox"/> New Project		Project Type <input checked="" type="checkbox"/> Renewal/ Replacement <input type="checkbox"/> Enhancement/ New																																																																																																																																																										
Operating Budget Impact: This project will not cause operating expenses to increase or decrease. Airport revenues charged to the airlines are adjusted annually to cover those Airport costs that exceed non-airline revenues.		Insert Picture(s) or Map Here																																																																																																																																																										
Comments:																																																																																																																																																												
<table border="1" style="width: 100%; border-collapse: collapse; font-size: 10px;"> <thead> <tr style="background-color: #D9E1F2;"> <th>Estimated Project Cost(s)</th> <th>Prior Years</th> <th>FY 2024</th> <th>FY 2025</th> <th>FY 2026</th> <th>FY 2027</th> <th>FY 2028</th> <th>Future</th> <th>Total Cost</th> </tr> </thead> <tbody> <tr> <td>Planning, Design, & Engineering</td> <td></td> <td></td> <td></td> <td></td> <td style="text-align: center;">-</td> <td style="text-align: right;">220,000</td> <td></td> <td style="text-align: right;">\$ 220,000</td> </tr> <tr> <td>Land Acquisition</td> <td></td> <td></td> <td></td> <td></td> <td></td> <td></td> <td></td> <td style="text-align: right;">\$ -</td> </tr> <tr> <td>Construction</td> <td></td> <td></td> <td></td> <td></td> <td style="text-align: center;">-</td> <td style="text-align: right;">1,202,222</td> <td></td> <td style="text-align: right;">\$ 1,202,222</td> </tr> <tr> <td>Equipment</td> <td></td> <td></td> <td></td> <td></td> <td></td> <td></td> <td></td> <td style="text-align: right;">\$ -</td> </tr> <tr> <td>Other</td> <td></td> <td></td> <td></td> <td></td> <td></td> <td></td> <td></td> <td style="text-align: right;">\$ -</td> </tr> <tr style="background-color: #D9E1F2;"> <td>Total Project Cost</td> <td style="text-align: right;">\$ -</td> <td style="text-align: right;">\$ -</td> <td style="text-align: right;">\$ -</td> <td style="text-align: right;">\$ -</td> <td style="text-align: right;">\$ -</td> <td style="text-align: right;">\$ 1,422,222</td> <td style="text-align: right;">\$ -</td> <td style="text-align: right;">\$ 1,422,222</td> </tr> </tbody> </table>				Estimated Project Cost(s)	Prior Years	FY 2024	FY 2025	FY 2026	FY 2027	FY 2028	Future	Total Cost	Planning, Design, & Engineering					-	220,000		\$ 220,000	Land Acquisition								\$ -	Construction					-	1,202,222		\$ 1,202,222	Equipment								\$ -	Other								\$ -	Total Project Cost	\$ -	\$ -	\$ -	\$ -	\$ -	\$ 1,422,222	\$ -	\$ 1,422,222																																																																																										
Estimated Project Cost(s)	Prior Years	FY 2024	FY 2025	FY 2026	FY 2027	FY 2028	Future	Total Cost																																																																																																																																																				
Planning, Design, & Engineering					-	220,000		\$ 220,000																																																																																																																																																				
Land Acquisition								\$ -																																																																																																																																																				
Construction					-	1,202,222		\$ 1,202,222																																																																																																																																																				
Equipment								\$ -																																																																																																																																																				
Other								\$ -																																																																																																																																																				
Total Project Cost	\$ -	\$ -	\$ -	\$ -	\$ -	\$ 1,422,222	\$ -	\$ 1,422,222																																																																																																																																																				
<table border="1" style="width: 100%; border-collapse: collapse; font-size: 10px;"> <thead> <tr style="background-color: #D9E1F2;"> <th>Project Funding</th> <th>Prior Years</th> <th>FY 2024</th> <th>FY 2025</th> <th>FY 2026</th> <th>FY 2027</th> <th>FY 2028</th> <th>Future</th> <th>Total Cost</th> </tr> </thead> <tbody> <tr> <td>Airport User Fees</td> <td></td> <td></td> <td></td> <td></td> <td style="text-align: center;">-</td> <td style="text-align: right;">222,222</td> <td></td> <td style="text-align: right;">\$ 222,222</td> </tr> <tr> <td>CFC User Fees</td> <td></td> <td></td> <td></td> <td></td> <td></td> <td></td> <td></td> <td style="text-align: right;">\$ -</td> </tr> <tr> <td>FAA Cargo Grant</td> <td></td> <td></td> <td></td> <td></td> <td></td> <td></td> <td></td> <td style="text-align: right;">\$ -</td> </tr> <tr> <td>FAA Grant</td> <td></td> <td></td> <td></td> <td></td> <td style="text-align: center;">-</td> <td style="text-align: right;">1,200,000</td> <td></td> <td style="text-align: right;">\$ 1,200,000</td> </tr> <tr> <td>Passenger Facility Charge</td> <td></td> <td></td> <td></td> <td></td> <td></td> <td></td> <td></td> <td style="text-align: right;">\$ -</td> </tr> <tr> <td>Revenue Bonds</td> <td></td> <td></td> <td></td> <td></td> <td></td> <td></td> <td></td> <td style="text-align: right;">\$ -</td> </tr> <tr> <td>Transit FTA Grant</td> <td></td> <td></td> <td></td> <td></td> <td></td> <td></td> <td></td> <td style="text-align: right;">\$ -</td> </tr> <tr> <td>Transit Local Funds</td> <td></td> <td></td> <td></td> <td></td> <td></td> <td></td> <td></td> <td style="text-align: right;">\$ -</td> </tr> <tr> <td></td> <td></td> <td></td> <td></td> <td></td> <td></td> <td></td> <td></td> <td style="text-align: right;">\$ -</td> </tr> <tr> <td></td> <td></td> <td></td> <td></td> <td></td> <td></td> <td></td> <td></td> <td style="text-align: right;">\$ -</td> </tr> <tr> <td></td> <td></td> <td></td> <td></td> <td></td> <td></td> <td></td> <td></td> <td style="text-align: right;">\$ -</td> </tr> <tr> <td></td> <td></td> <td></td> <td></td> <td></td> <td></td> <td></td> <td></td> <td style="text-align: right;">\$ -</td> </tr> <tr> <td></td> <td></td> <td></td> <td></td> <td></td> <td></td> <td></td> <td></td> <td style="text-align: right;">\$ -</td> </tr> <tr> <td></td> <td></td> <td></td> <td></td> <td></td> <td></td> <td></td> <td></td> <td style="text-align: right;">\$ -</td> </tr> <tr style="background-color: #D9E1F2;"> <td>Total Project Funding</td> <td style="text-align: right;">\$ -</td> <td style="text-align: right;">\$ -</td> <td style="text-align: right;">\$ -</td> <td style="text-align: right;">\$ -</td> <td style="text-align: right;">\$ -</td> <td style="text-align: right;">\$ 1,422,222</td> <td style="text-align: right;">\$ -</td> <td style="text-align: right;">\$ 1,422,222</td> </tr> <tr style="background-color: #D9E1F2;"> <td></td> <td style="text-align: right;">\$ -</td> <td style="text-align: right;">\$ -</td> <td style="text-align: right;">\$ -</td> <td style="text-align: right;">\$ -</td> <td style="text-align: right;">\$ -</td> <td style="text-align: right;">\$ -</td> <td style="text-align: right;">\$ -</td> <td style="text-align: right;">\$ -</td> </tr> </tbody> </table>				Project Funding	Prior Years	FY 2024	FY 2025	FY 2026	FY 2027	FY 2028	Future	Total Cost	Airport User Fees					-	222,222		\$ 222,222	CFC User Fees								\$ -	FAA Cargo Grant								\$ -	FAA Grant					-	1,200,000		\$ 1,200,000	Passenger Facility Charge								\$ -	Revenue Bonds								\$ -	Transit FTA Grant								\$ -	Transit Local Funds								\$ -									\$ -									\$ -									\$ -									\$ -									\$ -									\$ -	Total Project Funding	\$ -	\$ -	\$ -	\$ -	\$ -	\$ 1,422,222	\$ -	\$ 1,422,222		\$ -	\$ -	\$ -	\$ -	\$ -	\$ -	\$ -	\$ -
Project Funding	Prior Years	FY 2024	FY 2025	FY 2026	FY 2027	FY 2028	Future	Total Cost																																																																																																																																																				
Airport User Fees					-	222,222		\$ 222,222																																																																																																																																																				
CFC User Fees								\$ -																																																																																																																																																				
FAA Cargo Grant								\$ -																																																																																																																																																				
FAA Grant					-	1,200,000		\$ 1,200,000																																																																																																																																																				
Passenger Facility Charge								\$ -																																																																																																																																																				
Revenue Bonds								\$ -																																																																																																																																																				
Transit FTA Grant								\$ -																																																																																																																																																				
Transit Local Funds								\$ -																																																																																																																																																				
								\$ -																																																																																																																																																				
								\$ -																																																																																																																																																				
								\$ -																																																																																																																																																				
								\$ -																																																																																																																																																				
								\$ -																																																																																																																																																				
								\$ -																																																																																																																																																				
Total Project Funding	\$ -	\$ -	\$ -	\$ -	\$ -	\$ 1,422,222	\$ -	\$ 1,422,222																																																																																																																																																				
	\$ -	\$ -	\$ -	\$ -	\$ -	\$ -	\$ -	\$ -																																																																																																																																																				

Department: <u>Aviation and Transit</u>		FY24 - FY28 CIP	
Project Category: <u>Airport</u>		Project Title: <u>Replace IP-9 Windows</u>	
Project Description/Location: Replace the existing windows in the Airport's IP-9 Office building.			
Justification: Existing windows leak and are drafty. Tenants complain that when the wind blows, the windows whistle/howl. Also, dust builds up on the window sills in bad wind storms.			
CIP Status <input checked="" type="checkbox"/> Modify Existing <input type="checkbox"/> New Project		Project Type <input checked="" type="checkbox"/> Renewal/ Replacement <input type="checkbox"/> Enhancement/ New	
Operating Budget Impact: Little or no impact		Insert Picture(s) or Map Here	
Comments:			

Estimated Project Cost(s)	Prior Years	FY 2024	FY 2025	FY 2026	FY 2027	FY 2028	Future	Total Cost
Planning, Design, & Engineering								\$ -
Land Acquisition								\$ -
Construction			200,000					\$ 200,000
Equipment								\$ -
Other								\$ -
Total Project Cost	\$ -	\$ -	\$ 200,000	\$ -	\$ -	\$ -	\$ -	\$ 200,000

Project Funding	Prior Years	FY 2024	FY 2025	FY 2026	FY 2027	FY 2028	Future	Total Cost
Airport User Fees			200,000					\$ 200,000
CFC User Fees								\$ -
FAA Cargo Grant								\$ -
FAA Grant								\$ -
Passenger Facility Charge								\$ -
Revenue Bonds								\$ -
Transit FTA Grant								\$ -
Transit Local Funds								\$ -
								\$ -
								\$ -
								\$ -
								\$ -
								\$ -
								\$ -
Total Project Funding	\$ -	\$ -	\$ 200,000	\$ -	\$ -	\$ -	\$ -	\$ 200,000

Department: <u>Aviation and Transit</u>		FY24 - FY28 CIP																																																																																																																																								
Project Category: <u>Airport</u>		Project Title: <u>Reside North Parapet Walls Above Roof</u>																																																																																																																																								
Project Description/Location:																																																																																																																																										
Project would replace the Stucco finish above the roof on the Northside with metal siding.																																																																																																																																										
Justification:																																																																																																																																										
This area covers the walls in the Northside of the older part of the terminal building. Much of this has been damaged by hail and is not as water tight as it should be. Project would utilize a metal panel system similar to what the Terminal Expansion will have installed.																																																																																																																																										
CIP Status <input type="checkbox"/> Modify Existing <input type="checkbox"/> New Project		Project Type <input checked="" type="checkbox"/> Renewal/ Replacement <input type="checkbox"/> Enhancement/ New																																																																																																																																								
Operating Budget Impact:		Insert Picture(s) or Map Here																																																																																																																																								
Little or no impact																																																																																																																																										
Comments:																																																																																																																																										
<table border="1" style="width: 100%; border-collapse: collapse; font-size: 10px;"> <thead> <tr> <th style="width: 25%;">Estimated Project Cost(s)</th> <th style="width: 10%;">Prior Years</th> <th style="width: 10%;">FY 2024</th> <th style="width: 10%;">FY 2025</th> <th style="width: 10%;">FY 2026</th> <th style="width: 10%;">FY 2027</th> <th style="width: 10%;">FY 2028</th> <th style="width: 10%;">Future</th> <th style="width: 10%;">Total Cost</th> </tr> </thead> <tbody> <tr> <td>Planning, Design, & Engineering</td> <td></td> <td></td> <td></td> <td></td> <td style="text-align: right;">15,000</td> <td></td> <td></td> <td style="text-align: right;">\$ 15,000</td> </tr> <tr> <td>Land Acquisition</td> <td></td> <td></td> <td></td> <td></td> <td></td> <td></td> <td></td> <td style="text-align: right;">\$ -</td> </tr> <tr> <td>Construction</td> <td></td> <td></td> <td></td> <td></td> <td style="text-align: right;">85,000</td> <td></td> <td></td> <td style="text-align: right;">\$ 85,000</td> </tr> <tr> <td>Equipment</td> <td></td> <td></td> <td></td> <td></td> <td></td> <td></td> <td></td> <td style="text-align: right;">\$ -</td> </tr> <tr> <td>Other</td> <td></td> <td></td> <td></td> <td></td> <td></td> <td></td> <td></td> <td style="text-align: right;">\$ -</td> </tr> <tr> <td>Total Project Cost</td> <td style="text-align: right;">\$ -</td> <td style="text-align: right;">\$ -</td> <td style="text-align: right;">\$ -</td> <td style="text-align: right;">\$ -</td> <td style="text-align: right;">\$ 100,000</td> <td style="text-align: right;">\$ -</td> <td style="text-align: right;">\$ -</td> <td style="text-align: right;">\$ 100,000</td> </tr> </tbody> </table>				Estimated Project Cost(s)	Prior Years	FY 2024	FY 2025	FY 2026	FY 2027	FY 2028	Future	Total Cost	Planning, Design, & Engineering					15,000			\$ 15,000	Land Acquisition								\$ -	Construction					85,000			\$ 85,000	Equipment								\$ -	Other								\$ -	Total Project Cost	\$ -	\$ -	\$ -	\$ -	\$ 100,000	\$ -	\$ -	\$ 100,000																																																																								
Estimated Project Cost(s)	Prior Years	FY 2024	FY 2025	FY 2026	FY 2027	FY 2028	Future	Total Cost																																																																																																																																		
Planning, Design, & Engineering					15,000			\$ 15,000																																																																																																																																		
Land Acquisition								\$ -																																																																																																																																		
Construction					85,000			\$ 85,000																																																																																																																																		
Equipment								\$ -																																																																																																																																		
Other								\$ -																																																																																																																																		
Total Project Cost	\$ -	\$ -	\$ -	\$ -	\$ 100,000	\$ -	\$ -	\$ 100,000																																																																																																																																		
<table border="1" style="width: 100%; border-collapse: collapse; font-size: 10px;"> <thead> <tr> <th style="width: 25%;">Project Funding</th> <th style="width: 10%;">Prior Years</th> <th style="width: 10%;">FY 2024</th> <th style="width: 10%;">FY 2025</th> <th style="width: 10%;">FY 2026</th> <th style="width: 10%;">FY 2027</th> <th style="width: 10%;">FY 2028</th> <th style="width: 10%;">Future</th> <th style="width: 10%;">Total Cost</th> </tr> </thead> <tbody> <tr> <td>Airport User Fees</td> <td></td> <td></td> <td></td> <td></td> <td style="text-align: right;">100,000</td> <td></td> <td></td> <td style="text-align: right;">\$ 100,000</td> </tr> <tr> <td>CFC User Fees</td> <td></td> <td></td> <td></td> <td></td> <td></td> <td></td> <td></td> <td style="text-align: right;">\$ -</td> </tr> <tr> <td>FAA Cargo Grant</td> <td></td> <td></td> <td></td> <td></td> <td></td> <td></td> <td></td> <td style="text-align: right;">\$ -</td> </tr> <tr> <td>FAA Grant</td> <td></td> <td></td> <td></td> <td></td> <td></td> <td></td> <td></td> <td style="text-align: right;">\$ -</td> </tr> <tr> <td>Passenger Facility Charge</td> <td></td> <td></td> <td></td> <td></td> <td></td> <td></td> <td></td> <td style="text-align: right;">\$ -</td> </tr> <tr> <td>Revenue Bonds</td> <td></td> <td></td> <td></td> <td></td> <td></td> <td></td> <td></td> <td style="text-align: right;">\$ -</td> </tr> <tr> <td>Transit FTA Grant</td> <td></td> <td></td> <td></td> <td></td> <td></td> <td></td> <td></td> <td style="text-align: right;">\$ -</td> </tr> <tr> <td>Transit Local Funds</td> <td></td> <td></td> <td></td> <td></td> <td></td> <td></td> <td></td> <td style="text-align: right;">\$ -</td> </tr> <tr> <td></td> <td></td> <td></td> <td></td> <td></td> <td></td> <td></td> <td></td> <td style="text-align: right;">\$ -</td> </tr> <tr> <td></td> <td></td> <td></td> <td></td> <td></td> <td></td> <td></td> <td></td> <td style="text-align: right;">\$ -</td> </tr> <tr> <td></td> <td></td> <td></td> <td></td> <td></td> <td></td> <td></td> <td></td> <td style="text-align: right;">\$ -</td> </tr> <tr> <td></td> <td></td> <td></td> <td></td> <td></td> <td></td> <td></td> <td></td> <td style="text-align: right;">\$ -</td> </tr> <tr> <td></td> <td></td> <td></td> <td></td> <td></td> <td></td> <td></td> <td></td> <td style="text-align: right;">\$ -</td> </tr> <tr> <td>Total Project Funding</td> <td style="text-align: right;">\$ -</td> <td style="text-align: right;">\$ -</td> <td style="text-align: right;">\$ -</td> <td style="text-align: right;">\$ -</td> <td style="text-align: right;">\$ 100,000</td> <td style="text-align: right;">\$ -</td> <td style="text-align: right;">\$ -</td> <td style="text-align: right;">\$ 100,000</td> </tr> </tbody> </table>				Project Funding	Prior Years	FY 2024	FY 2025	FY 2026	FY 2027	FY 2028	Future	Total Cost	Airport User Fees					100,000			\$ 100,000	CFC User Fees								\$ -	FAA Cargo Grant								\$ -	FAA Grant								\$ -	Passenger Facility Charge								\$ -	Revenue Bonds								\$ -	Transit FTA Grant								\$ -	Transit Local Funds								\$ -									\$ -									\$ -									\$ -									\$ -									\$ -	Total Project Funding	\$ -	\$ -	\$ -	\$ -	\$ 100,000	\$ -	\$ -	\$ 100,000
Project Funding	Prior Years	FY 2024	FY 2025	FY 2026	FY 2027	FY 2028	Future	Total Cost																																																																																																																																		
Airport User Fees					100,000			\$ 100,000																																																																																																																																		
CFC User Fees								\$ -																																																																																																																																		
FAA Cargo Grant								\$ -																																																																																																																																		
FAA Grant								\$ -																																																																																																																																		
Passenger Facility Charge								\$ -																																																																																																																																		
Revenue Bonds								\$ -																																																																																																																																		
Transit FTA Grant								\$ -																																																																																																																																		
Transit Local Funds								\$ -																																																																																																																																		
								\$ -																																																																																																																																		
								\$ -																																																																																																																																		
								\$ -																																																																																																																																		
								\$ -																																																																																																																																		
								\$ -																																																																																																																																		
Total Project Funding	\$ -	\$ -	\$ -	\$ -	\$ 100,000	\$ -	\$ -	\$ 100,000																																																																																																																																		

Department: <u>Aviation and Transit</u>		FY24 - FY28 CIP	
Project Category: <u>Airport</u>		Project Title: <u>RWY 7/25 Improvements</u>	
Project Description/Location: This project is to overlay Runway 7/25 and improve the intersections for taxiway A and the intersection of RWY 7/25 and RWY 10R/28L.			
Justification: These improvements will address safety and design concerns of the FAA as well as enhance the longevity of Runway 7/25.			
CIP Status <input checked="" type="checkbox"/> Modify Existing <input type="checkbox"/> New Project		Project Type <input type="checkbox"/> Renewal/ Replacement <input checked="" type="checkbox"/> Enhancement/ New	
Operating Budget Impact: No impact to revenues or expenses foreseen at this time.		Insert Picture(s) or Map Here	
Comments:			

Estimated Project Cost(s)	Prior Years	FY 2024	FY 2025	FY 2026	FY 2027	FY 2028	Future	Total Cost
Planning, Design, & Engineering		-		800,000				\$ 800,000
Land Acquisition								\$ -
Construction		-		4,644,444				\$ 4,644,444
Equipment								\$ -
Other								\$ -
Total Project Cost	\$	-	\$ -	\$ -	\$ 5,444,444	\$ -	\$ -	\$ 5,444,444

Project Funding	Prior Years	FY 2024	FY 2025	FY 2026	FY 2027	FY 2028	Future	Total Cost
Airport User Fees		-		444,444				\$ 444,444
CFC User Fees								\$ -
FAA Cargo Grant								\$ -
FAA Grant		-		5,000,000				\$ 5,000,000
Passenger Facility Charge								\$ -
Revenue Bonds								\$ -
Transit FTA Grant								\$ -
Transit Local Funds								\$ -
								\$ -
								\$ -
								\$ -
								\$ -
								\$ -
								\$ -
Total Project Funding	\$	-	\$ -	\$ -	\$ 5,444,444	\$ -	\$ -	\$ 5,444,444
	\$	-	\$ -	\$ -	\$ -	\$ -	\$ -	\$ -

Department: <u>Aviation and Transit</u>		FY24 - FY28 CIP	
Project Category: <u>Airport</u>		Project Title: <u>Taxiway C Hotspot Corrections</u>	
Project Description/Location: <p>The intersection of Taxiway A and C has been flagged as a "Hotspot" safety issue that should be fixed.</p>			
Justification: <p>Each year the FAA convenes a group of Airport users for a Runway Safety Action Team (RSAT) meeting to discuss and review areas of on concern on the BIL airfield. The intersection of Taxiway A and C was identified as an area of confusion and concern that the FAA would now like to see remedied.</p>			
CIP Status <input type="checkbox"/> Modify Existing <input checked="" type="checkbox"/> New Project		Project Type <input checked="" type="checkbox"/> Renewal/ Replacement <input type="checkbox"/> Enhancement/ New	
Operating Budget Impact: <p>Project will result in some additional maintenance depending on the solution decided on to fix this Hotspot area.</p>		Insert Picture(s) or Map Here	
Comments:			

Estimated Project Cost(s)	Prior Years	FY 2024	FY 2025	FY 2026	FY 2027	FY 2028	Future	Total Cost
Planning, Design, & Engineering						130,000		\$ 130,000
Land Acquisition								\$ -
Construction						758,888		\$ 758,888
Equipment								\$ -
Other								\$ -
Total Project Cost	\$ -	\$ -	\$ -	\$ -	\$ -	\$ 888,888	\$ -	\$ 888,888

Project Funding	Prior Years	FY 2024	FY 2025	FY 2026	FY 2027	FY 2028	Future	Total Cost
Airport User Fees						88,888		\$ 88,888
CFC User Fees								\$ -
FAA Cargo Grant								\$ -
FAA Grant						800,000		\$ 800,000
Passenger Facility Charge								\$ -
Revenue Bonds								\$ -
Transit FTA Grant								\$ -
Transit Local Funds								\$ -
								\$ -
								\$ -
								\$ -
								\$ -
								\$ -
								\$ -
								\$ -
Total Project Funding	\$ -	\$ -	\$ -	\$ -	\$ -	\$ 888,888	\$ -	\$ 888,888

Department: <u>Aviation and Transit</u>		FY24 - FY28 CIP	
Project Category: <u>Airport</u>		Project Title: <u>Terminal Access Road Rehab</u>	
Project Description/Location: Replace and/or rehabilitate the road surface for Terminal Circle and Overlook Drive two busy Airport access roadways.			
Justification: Pavement areas of both surfaces are starting to unravel and are in need of repair and resurfacing.			
CIP Status <input checked="" type="checkbox"/> Modify Existing <input type="checkbox"/> New Project		Project Type <input checked="" type="checkbox"/> Renewal/ Replacement <input type="checkbox"/> Enhancement/ New	
Operating Budget Impact: Little or no impact		Insert Picture(s) or Map Here	
Comments:			

Estimated Project Cost(s)	Prior Years	FY 2024	FY 2025	FY 2026	FY 2027	FY 2028	Future	Total Cost
Planning, Design, & Engineering	-	300,000						\$ 300,000
Land Acquisition								\$ -
Construction	-		1,422,222					\$ 1,422,222
Equipment								\$ -
Other								\$ -
Total Project Cost	\$ -	\$ 300,000	\$ 1,422,222	\$ -	\$ -	\$ -	\$ -	\$ 1,722,222

Project Funding	Prior Years	FY 2024	FY 2025	FY 2026	FY 2027	FY 2028	Future	Total Cost
Airport User Fees	-	30,000	142,222					\$ 172,222
CFC User Fees								\$ -
FAA Cargo Grant								\$ -
FAA Grant		270,000	1,280,000					\$ 1,550,000
Passenger Facility Charge								\$ -
Revenue Bonds								\$ -
Transit FTA Grant								\$ -
Transit Local Funds								\$ -
								\$ -
								\$ -
								\$ -
								\$ -
								\$ -
								\$ -
Total Project Funding	\$ -	\$ 300,000	\$ 1,422,222	\$ -	\$ -	\$ -	\$ -	\$ 1,722,222

Department: <u>Aviation and Transit</u>		FY24 - FY28 CIP																																																																																																																																																	
Project Category: <u>MET Transit</u>		Project Title: <u>Electrical Supply Upgrade for Bus Chargers</u>																																																																																																																																																	
Project Description/Location:																																																																																																																																																			
Project enhances the size of the electrical feed to the METroplex for the install of bus charging stations required once the new EV buses arrive.																																																																																																																																																			
Justification:																																																																																																																																																			
MET recently received a grant for the purchase of four new Electric Vehicle (EV) Buses. The grant also included funding to allow for the purchase of (4) EV chargers and the upgrade to the electrical system to accommodate the overnight charging of the buses. MET's current power supply is too small at this time to accommodate the load requirements for the overnight charging and the transformer and electrical feed will need to be upgraded.																																																																																																																																																			
CIP Status <input type="checkbox"/> Modify Existing <input checked="" type="checkbox"/> New Project		Project Type <input type="checkbox"/> Renewal/ Replacement <input checked="" type="checkbox"/> Enhancement/ New																																																																																																																																																	
Operating Budget Impact:		Insert Picture(s) or Map Here																																																																																																																																																	
Little or no impact																																																																																																																																																			
Comments:																																																																																																																																																			
<table border="1" style="width: 100%; border-collapse: collapse; font-size: 10px;"> <thead> <tr> <th style="width: 25%;">Estimated Project Cost(s)</th> <th style="width: 10%;">Prior Years</th> <th style="width: 10%;">FY 2024</th> <th style="width: 10%;">FY 2025</th> <th style="width: 10%;">FY 2026</th> <th style="width: 10%;">FY 2027</th> <th style="width: 10%;">FY 2028</th> <th style="width: 10%;">Future</th> <th style="width: 10%;">Total Cost</th> </tr> </thead> <tbody> <tr> <td>Planning, Design, & Engineering</td> <td></td> <td style="text-align: right;">45,000</td> <td></td> <td></td> <td></td> <td></td> <td></td> <td style="text-align: right;">\$ 45,000</td> </tr> <tr> <td>Land Acquisition</td> <td></td> <td></td> <td></td> <td></td> <td></td> <td></td> <td></td> <td style="text-align: right;">\$ -</td> </tr> <tr> <td>Construction</td> <td></td> <td style="text-align: right;">257,000</td> <td></td> <td></td> <td></td> <td></td> <td></td> <td style="text-align: right;">\$ 257,000</td> </tr> <tr> <td>Equipment</td> <td></td> <td></td> <td></td> <td></td> <td></td> <td></td> <td></td> <td style="text-align: right;">\$ -</td> </tr> <tr> <td>Other</td> <td></td> <td></td> <td></td> <td></td> <td></td> <td></td> <td></td> <td style="text-align: right;">\$ -</td> </tr> <tr> <td>Total Project Cost</td> <td style="text-align: right;">\$ -</td> <td style="text-align: right;">\$ 302,000</td> <td style="text-align: right;">\$ -</td> <td style="text-align: right;">\$ -</td> <td style="text-align: right;">\$ -</td> <td style="text-align: right;">\$ -</td> <td style="text-align: right;">\$ -</td> <td style="text-align: right;">\$ 302,000</td> </tr> </tbody> </table>				Estimated Project Cost(s)	Prior Years	FY 2024	FY 2025	FY 2026	FY 2027	FY 2028	Future	Total Cost	Planning, Design, & Engineering		45,000						\$ 45,000	Land Acquisition								\$ -	Construction		257,000						\$ 257,000	Equipment								\$ -	Other								\$ -	Total Project Cost	\$ -	\$ 302,000	\$ -	\$ -	\$ -	\$ -	\$ -	\$ 302,000																																																																																	
Estimated Project Cost(s)	Prior Years	FY 2024	FY 2025	FY 2026	FY 2027	FY 2028	Future	Total Cost																																																																																																																																											
Planning, Design, & Engineering		45,000						\$ 45,000																																																																																																																																											
Land Acquisition								\$ -																																																																																																																																											
Construction		257,000						\$ 257,000																																																																																																																																											
Equipment								\$ -																																																																																																																																											
Other								\$ -																																																																																																																																											
Total Project Cost	\$ -	\$ 302,000	\$ -	\$ -	\$ -	\$ -	\$ -	\$ 302,000																																																																																																																																											
<table border="1" style="width: 100%; border-collapse: collapse; font-size: 10px;"> <thead> <tr> <th style="width: 25%;">Project Funding</th> <th style="width: 10%;">Prior Years</th> <th style="width: 10%;">FY 2024</th> <th style="width: 10%;">FY 2025</th> <th style="width: 10%;">FY 2026</th> <th style="width: 10%;">FY 2027</th> <th style="width: 10%;">FY 2028</th> <th style="width: 10%;">Future</th> <th style="width: 10%;">Total Cost</th> </tr> </thead> <tbody> <tr> <td>Airport User Fees</td> <td></td> <td></td> <td></td> <td></td> <td></td> <td></td> <td></td> <td style="text-align: right;">\$ -</td> </tr> <tr> <td>CFC User Fees</td> <td></td> <td></td> <td></td> <td></td> <td></td> <td></td> <td></td> <td style="text-align: right;">\$ -</td> </tr> <tr> <td>FAA Cargo Grant</td> <td></td> <td></td> <td></td> <td></td> <td></td> <td></td> <td></td> <td style="text-align: right;">\$ -</td> </tr> <tr> <td>FAA Grant</td> <td></td> <td></td> <td></td> <td></td> <td></td> <td></td> <td></td> <td style="text-align: right;">\$ -</td> </tr> <tr> <td>Passenger Facility Charge</td> <td></td> <td></td> <td></td> <td></td> <td></td> <td></td> <td></td> <td style="text-align: right;">\$ -</td> </tr> <tr> <td>Revenue Bonds</td> <td></td> <td></td> <td></td> <td></td> <td></td> <td></td> <td></td> <td style="text-align: right;">\$ -</td> </tr> <tr> <td>Transit FTA Grant</td> <td></td> <td style="text-align: right;">241,600</td> <td></td> <td></td> <td></td> <td></td> <td></td> <td style="text-align: right;">\$ 241,600</td> </tr> <tr> <td>Transit Local Funds</td> <td></td> <td style="text-align: right;">60,400</td> <td></td> <td></td> <td></td> <td></td> <td></td> <td style="text-align: right;">\$ 60,400</td> </tr> <tr> <td></td> <td></td> <td></td> <td></td> <td></td> <td></td> <td></td> <td></td> <td style="text-align: right;">\$ -</td> </tr> <tr> <td></td> <td></td> <td></td> <td></td> <td></td> <td></td> <td></td> <td></td> <td style="text-align: right;">\$ -</td> </tr> <tr> <td></td> <td></td> <td></td> <td></td> <td></td> <td></td> <td></td> <td></td> <td style="text-align: right;">\$ -</td> </tr> <tr> <td></td> <td></td> <td></td> <td></td> <td></td> <td></td> <td></td> <td></td> <td style="text-align: right;">\$ -</td> </tr> <tr> <td></td> <td></td> <td></td> <td></td> <td></td> <td></td> <td></td> <td></td> <td style="text-align: right;">\$ -</td> </tr> <tr> <td></td> <td></td> <td></td> <td></td> <td></td> <td></td> <td></td> <td></td> <td style="text-align: right;">\$ -</td> </tr> <tr> <td>Total Project Funding</td> <td style="text-align: right;">\$ -</td> <td style="text-align: right;">\$ 302,000</td> <td style="text-align: right;">\$ -</td> <td style="text-align: right;">\$ -</td> <td style="text-align: right;">\$ -</td> <td style="text-align: right;">\$ -</td> <td style="text-align: right;">\$ -</td> <td style="text-align: right;">\$ 302,000</td> </tr> </tbody> </table>				Project Funding	Prior Years	FY 2024	FY 2025	FY 2026	FY 2027	FY 2028	Future	Total Cost	Airport User Fees								\$ -	CFC User Fees								\$ -	FAA Cargo Grant								\$ -	FAA Grant								\$ -	Passenger Facility Charge								\$ -	Revenue Bonds								\$ -	Transit FTA Grant		241,600						\$ 241,600	Transit Local Funds		60,400						\$ 60,400									\$ -									\$ -									\$ -									\$ -									\$ -									\$ -	Total Project Funding	\$ -	\$ 302,000	\$ -	\$ -	\$ -	\$ -	\$ -	\$ 302,000
Project Funding	Prior Years	FY 2024	FY 2025	FY 2026	FY 2027	FY 2028	Future	Total Cost																																																																																																																																											
Airport User Fees								\$ -																																																																																																																																											
CFC User Fees								\$ -																																																																																																																																											
FAA Cargo Grant								\$ -																																																																																																																																											
FAA Grant								\$ -																																																																																																																																											
Passenger Facility Charge								\$ -																																																																																																																																											
Revenue Bonds								\$ -																																																																																																																																											
Transit FTA Grant		241,600						\$ 241,600																																																																																																																																											
Transit Local Funds		60,400						\$ 60,400																																																																																																																																											
								\$ -																																																																																																																																											
								\$ -																																																																																																																																											
								\$ -																																																																																																																																											
								\$ -																																																																																																																																											
								\$ -																																																																																																																																											
								\$ -																																																																																																																																											
Total Project Funding	\$ -	\$ 302,000	\$ -	\$ -	\$ -	\$ -	\$ -	\$ 302,000																																																																																																																																											

Department: <u>Aviation and Transit</u>		FY24 - FY28 CIP	
Project Category: <u>MET Transit</u>		Project Title: <u>Metroplex Expansion/Interior Remodel</u>	
Project Description/Location: Project would remodel the interior of the main office and expand the Metroplex to the south.			
Justification: The current layout configuration is chopped up and has significant inefficiencies for the flow of the employees and work needs and additional office and training space is needed.			
CIP Status <input checked="" type="checkbox"/> Modify Existing <input type="checkbox"/> New Project		Project Type <input type="checkbox"/> Renewal/ Replacement <input checked="" type="checkbox"/> Enhancement/ New	
Operating Budget Impact: Increase in facility size will have some impact on utility costs and minimal costs on facility maintenance.		Insert Picture(s) or Map Here	
Comments:			

Estimated Project Cost(s)	Prior Years	FY 2024	FY 2025	FY 2026	FY 2027	FY 2028	Future	Total Cost
Planning, Design, & Engineering	400,000							\$ 400,000
Land Acquisition								\$ -
Construction	-	1,600,000						\$ 1,600,000
Equipment								\$ -
Other								\$ -
Total Project Cost	\$ 400,000	\$ 1,600,000	\$ -	\$ -	\$ -	\$ -	\$ -	\$ 2,000,000

Project Funding	Prior Years	FY 2024	FY 2025	FY 2026	FY 2027	FY 2028	Future	Total Cost
Airport User Fees								\$ -
CFC User Fees								\$ -
FAA Cargo Grant								\$ -
FAA Grant								\$ -
Passenger Facility Charge								\$ -
Revenue Bonds								\$ -
Transit FTA Grant	320,000	1,280,000						\$ 1,600,000
Transit Local Funds	80,000	320,000						\$ 400,000
								\$ -
								\$ -
								\$ -
								\$ -
								\$ -
								\$ -
								\$ -
Total Project Funding	\$ 400,000	\$ 1,600,000	\$ -	\$ -	\$ -	\$ -	\$ -	\$ 2,000,000
	\$ -	\$ -	\$ -	\$ -	\$ -	\$ -	\$ -	\$ -

Department: <u>Aviation and Transit</u>		FY24 - FY28 CIP	
Project Category: <u>MET Transit</u>		Project Title: <u>MET EV Bus Chargers</u>	
Project Description/Location:			
Project would purchase and install 4 Electric Vehicle (EV) Bus chargers at the METroplex for electric buses.			
Justification:			
MET recently received a grant for the purchase of four new Electric Vehicle (EV) Buses. The grant also included funding to allow for the purchase of (4) EV chargers and the upgrade to the electrical system to accommodate the overnight charging of the buses. This project would purchase and install the 4 EV chargers for the new buses that will be purchased.			
CIP Status <input type="checkbox"/> Modify Existing <input checked="" type="checkbox"/> New Project		Project Type <input type="checkbox"/> Renewal/ Replacement <input checked="" type="checkbox"/> Enhancement/ New	
Operating Budget Impact:		Insert Picture(s) or Map Here	
The cost of electricity to charge buses will increase but should be offset with a reduction in the amount of diesel fuel that needs to be purchased.			
Comments:			

Estimated Project Cost(s)	Prior Years	FY 2024	FY 2025	FY 2026	FY 2027	FY 2028	Future	Total Cost
Planning, Design, & Engineering		30,000						\$ 30,000
Land Acquisition								\$ -
Construction								\$ -
Equipment		335,000						\$ 335,000
Other								\$ -
Total Project Cost	\$ -	\$ 365,000	\$ -	\$ -	\$ -	\$ -	\$ -	\$ 365,000

Project Funding	Prior Years	FY 2024	FY 2025	FY 2026	FY 2027	FY 2028	Future	Total Cost
Airport User Fees								\$ -
CFC User Fees								\$ -
FAA Cargo Grant								\$ -
FAA Grant								\$ -
Passenger Facility Charge								\$ -
Revenue Bonds								\$ -
Transit FTA Grant		292,000						\$ 292,000
Transit Local Funds		73,000						\$ 73,000
								\$ -
								\$ -
								\$ -
								\$ -
								\$ -
								\$ -
Total Project Funding	\$ -	\$ 365,000	\$ -	\$ -	\$ -	\$ -	\$ -	\$ 365,000





FY 2024 - 2028 CAPITAL IMPROVEMENT PLAN SUMMARIES FUNDING BY DEPARTMENT AND PROJECT CATEGORY

CITY ADMINISTRATION

FACILITIES PROJECTS

Project Name	FY 2024	FY 2025	FY 2026	FY 2027	FY 2028	Total
Law and Justice Center/City Hall						-
Fleet Expansion and New Washbays	4,026,430					4,026,430
BOC Rooftop Unit Replacement		125,000	125,000			250,000
Total Facilities Projects	4,026,430	125,000	125,000	-	-	4,276,430

PARKING PROJECTS

Project Name	FY 2024	FY 2025	FY 2026	FY 2027	FY 2028	Total
Awnings and Exterior Signage Replacement	89,924			160,076		250,000
Painting and Interior Signage Update		141,376	158,624			300,000
Parking Garage Condition Audit	60,000					60,000
Replacement of Gate Control Equipment-Empire Garage						-
Total Parking Projects	149,924	141,376	158,624	160,076	-	610,000

CITY ADMINISTRATION DIVISION TOTAL	4,176,354	266,376	283,624	160,076	-	4,886,430
---	------------------	----------------	----------------	----------------	----------	------------------

Department: <u>City Administration</u>		FY24 - FY28 CIP	
Project Category: <u>Facilities</u>		Project Title: <u>Law and Justice Center/City Hall</u>	
Project Description/Location: Acquiring and remodeling facility to accommodate a new consolidated City Hall location. This new location would replace the current City Hall.			
Justification: - The current City Hall does not meet the City's space needs for current use or future growth - A consolidated City Hall location will better serve the citizens of Billings			
CIP Status <input checked="" type="checkbox"/> Modify Existing <input type="checkbox"/> New Project		Project Type <input type="checkbox"/> Renewal/ Replacement <input checked="" type="checkbox"/> Enhancement/ New	
Operating Budget Impact: The project would be paid for with General Fund reserves and charges to departments based on their use of the facility.		Insert Picture(s) or Map Here	
Comments:			

Estimated Project Cost(s)	Prior Years	FY 2024	FY 2025	FY 2026	FY 2027	FY 2028	Future	Total Cost
Planning, Design, & Engineering	1,200,000							\$ 1,200,000
Property Acquisition	13,500,000							\$ 13,500,000
Construction	10,428,933	2,400,000						\$ 12,828,933
Equipment	3,500,000							\$ 3,500,000
Other	1,000,000							\$ 1,000,000
Total Project Cost	\$ 29,628,933	\$ 2,400,000	\$ -	\$ -	\$ -	\$ -	\$ -	\$ 32,028,933

Project Funding	Prior Years	FY 2024	FY 2025	FY 2026	FY 2027	FY 2028	Future	Total Cost
Park District 1								\$ -
Cash-in-Lieu								\$ -
Amend Park Fund								\$ -
NRDP/YRRP								\$ -
SBURA								\$ -
General Fund Reserves	20,350,560	2,400,000						\$ 22,750,560
ARPA Funds for Public Safety	8,969,247							\$ 8,969,247
Building	309,126							\$ 309,126
								\$ -
								\$ -
								\$ -
								\$ -
Total Project Funding	\$ 29,628,933	\$ 2,400,000	\$ -	\$ -	\$ -	\$ -	\$ -	\$ 32,028,933

Department: <u>City Administration</u>		FY24 - FY28 CIP																																																																																																																																																										
Project Category: <u>Facilities</u>		Project Title: <u>Fleet Expansion and New Washbays</u>																																																																																																																																																										
Project Description/Location: BOC (4848 Midland Rd) Expand Fleet operations into existing wash bay facility to have a dedicated CNG compliant work area. This expansion would include: - Construction of a new wash bay facility on vacant BOC land - Remodel of the existing wash bays into vehicle repair bays - Expansion of the fleet shop building to the west of 4 additional vehicle bays - The 4 new vehicle bays shall be constructed to meet class 1, div II requirements for CNG vehicle storage and repair																																																																																																																																																												
Justification: Fleet has no dedicated CNG compliant work area to repair or store trucks overnight unless they off gas - which is a waste of resources. Additionally, the existing wash bay facility was not designed for the size and volume of equipment currently employed by the public works department. Both projects will allow for more efficient operations. The fleet expansion scope into existing wash bay is the only location to have contiguous expansion for fleet services. The new wash bay facility allows for less maintenance, improved safety, and a right-sized design for the equipment that will utilize that service. The City's fleet is constantly expanding year over year and the current fleet shop and wash bays were designed and built nearly 20 years ago. This project will increase and improve the City's fleet and wash facilities.																																																																																																																																																												
CIP Status <input type="checkbox"/> Modify Existing <input checked="" type="checkbox"/> New Project		Project Type <input type="checkbox"/> Renewal/ Replacement <input checked="" type="checkbox"/> Enhancement/ New																																																																																																																																																										
Operating Budget Impact: \$4,026,430.00 To be funded from Facilities reserves and a revenue bond		Insert Picture(s) or Map Here																																																																																																																																																										
Comments: <div style="height: 100px;"></div>																																																																																																																																																												
<table border="1" style="width: 100%; border-collapse: collapse; font-size: 10px;"> <thead> <tr style="background-color: #D9E1F2;"> <th>Estimated Project Cost(s)</th> <th>Prior Years</th> <th>FY 2024</th> <th>FY 2025</th> <th>FY 2026</th> <th>FY 2027</th> <th>FY 2028</th> <th>Future</th> <th>Total Cost</th> </tr> </thead> <tbody> <tr> <td>Planning, Design, & Engineering</td> <td></td> <td style="text-align: right;">246,906</td> <td></td> <td></td> <td></td> <td></td> <td></td> <td style="text-align: right;">\$ 246,906</td> </tr> <tr> <td>Property Acquisition</td> <td></td> <td></td> <td></td> <td></td> <td></td> <td></td> <td></td> <td style="text-align: right;">\$ -</td> </tr> <tr> <td>Construction</td> <td></td> <td style="text-align: right;">3,779,524</td> <td></td> <td></td> <td></td> <td></td> <td></td> <td style="text-align: right;">\$ 3,779,524</td> </tr> <tr> <td>Equipment</td> <td></td> <td></td> <td></td> <td></td> <td></td> <td></td> <td></td> <td style="text-align: right;">\$ -</td> </tr> <tr> <td>Other</td> <td></td> <td></td> <td></td> <td></td> <td></td> <td></td> <td></td> <td style="text-align: right;">\$ -</td> </tr> <tr style="background-color: #D9E1F2;"> <td>Total Project Cost</td> <td style="text-align: right;">\$ -</td> <td style="text-align: right;">\$ 4,026,430</td> <td style="text-align: right;">\$ -</td> <td style="text-align: right;">\$ -</td> <td style="text-align: right;">\$ -</td> <td style="text-align: right;">\$ -</td> <td style="text-align: right;">\$ -</td> <td style="text-align: right;">\$ 4,026,430</td> </tr> </tbody> </table>				Estimated Project Cost(s)	Prior Years	FY 2024	FY 2025	FY 2026	FY 2027	FY 2028	Future	Total Cost	Planning, Design, & Engineering		246,906						\$ 246,906	Property Acquisition								\$ -	Construction		3,779,524						\$ 3,779,524	Equipment								\$ -	Other								\$ -	Total Project Cost	\$ -	\$ 4,026,430	\$ -	\$ -	\$ -	\$ -	\$ -	\$ 4,026,430																																																																																										
Estimated Project Cost(s)	Prior Years	FY 2024	FY 2025	FY 2026	FY 2027	FY 2028	Future	Total Cost																																																																																																																																																				
Planning, Design, & Engineering		246,906						\$ 246,906																																																																																																																																																				
Property Acquisition								\$ -																																																																																																																																																				
Construction		3,779,524						\$ 3,779,524																																																																																																																																																				
Equipment								\$ -																																																																																																																																																				
Other								\$ -																																																																																																																																																				
Total Project Cost	\$ -	\$ 4,026,430	\$ -	\$ -	\$ -	\$ -	\$ -	\$ 4,026,430																																																																																																																																																				
<table border="1" style="width: 100%; border-collapse: collapse; font-size: 10px;"> <thead> <tr style="background-color: #D9E1F2;"> <th>Project Funding</th> <th>Prior Years</th> <th>FY 2024</th> <th>FY 2025</th> <th>FY 2026</th> <th>FY 2027</th> <th>FY 2028</th> <th>Future</th> <th>Total Cost</th> </tr> </thead> <tbody> <tr> <td>Park District 1</td> <td></td> <td></td> <td></td> <td></td> <td></td> <td></td> <td></td> <td style="text-align: right;">\$ -</td> </tr> <tr> <td>Cash-in-Lieu</td> <td></td> <td></td> <td></td> <td></td> <td></td> <td></td> <td></td> <td style="text-align: right;">\$ -</td> </tr> <tr> <td>Amend Park Fund</td> <td></td> <td></td> <td></td> <td></td> <td></td> <td></td> <td></td> <td style="text-align: right;">\$ -</td> </tr> <tr> <td>NRDP/YRRP</td> <td></td> <td></td> <td></td> <td></td> <td></td> <td></td> <td></td> <td style="text-align: right;">\$ -</td> </tr> <tr> <td>SBURA</td> <td></td> <td></td> <td></td> <td></td> <td></td> <td></td> <td></td> <td style="text-align: right;">\$ -</td> </tr> <tr> <td>General Fund Reserves</td> <td></td> <td></td> <td></td> <td></td> <td></td> <td></td> <td></td> <td style="text-align: right;">\$ -</td> </tr> <tr> <td>Revenue Bond</td> <td></td> <td></td> <td></td> <td></td> <td></td> <td></td> <td></td> <td style="text-align: right;">\$ 3,876,430</td> </tr> <tr> <td>Facilities Reserves</td> <td></td> <td style="text-align: right;">4,026,430</td> <td></td> <td></td> <td></td> <td></td> <td></td> <td style="text-align: right;">\$ 150,000</td> </tr> <tr> <td></td> <td></td> <td></td> <td></td> <td></td> <td></td> <td></td> <td></td> <td style="text-align: right;">\$ -</td> </tr> <tr> <td></td> <td></td> <td></td> <td></td> <td></td> <td></td> <td></td> <td></td> <td style="text-align: right;">\$ -</td> </tr> <tr> <td></td> <td></td> <td></td> <td></td> <td></td> <td></td> <td></td> <td></td> <td style="text-align: right;">\$ -</td> </tr> <tr> <td></td> <td></td> <td></td> <td></td> <td></td> <td></td> <td></td> <td></td> <td style="text-align: right;">\$ -</td> </tr> <tr> <td></td> <td></td> <td></td> <td></td> <td></td> <td></td> <td></td> <td></td> <td style="text-align: right;">\$ -</td> </tr> <tr> <td></td> <td></td> <td></td> <td></td> <td></td> <td></td> <td></td> <td></td> <td style="text-align: right;">\$ -</td> </tr> <tr> <td></td> <td></td> <td></td> <td></td> <td></td> <td></td> <td></td> <td></td> <td style="text-align: right;">\$ -</td> </tr> <tr style="background-color: #D9E1F2;"> <td>Total Project Funding</td> <td style="text-align: right;">\$ -</td> <td style="text-align: right;">\$ 4,026,430</td> <td style="text-align: right;">\$ -</td> <td style="text-align: right;">\$ -</td> <td style="text-align: right;">\$ -</td> <td style="text-align: right;">\$ -</td> <td style="text-align: right;">\$ -</td> <td style="text-align: right;">\$ 4,026,430</td> </tr> </tbody> </table>				Project Funding	Prior Years	FY 2024	FY 2025	FY 2026	FY 2027	FY 2028	Future	Total Cost	Park District 1								\$ -	Cash-in-Lieu								\$ -	Amend Park Fund								\$ -	NRDP/YRRP								\$ -	SBURA								\$ -	General Fund Reserves								\$ -	Revenue Bond								\$ 3,876,430	Facilities Reserves		4,026,430						\$ 150,000									\$ -									\$ -									\$ -									\$ -									\$ -									\$ -									\$ -	Total Project Funding	\$ -	\$ 4,026,430	\$ -	\$ -	\$ -	\$ -	\$ -	\$ 4,026,430
Project Funding	Prior Years	FY 2024	FY 2025	FY 2026	FY 2027	FY 2028	Future	Total Cost																																																																																																																																																				
Park District 1								\$ -																																																																																																																																																				
Cash-in-Lieu								\$ -																																																																																																																																																				
Amend Park Fund								\$ -																																																																																																																																																				
NRDP/YRRP								\$ -																																																																																																																																																				
SBURA								\$ -																																																																																																																																																				
General Fund Reserves								\$ -																																																																																																																																																				
Revenue Bond								\$ 3,876,430																																																																																																																																																				
Facilities Reserves		4,026,430						\$ 150,000																																																																																																																																																				
								\$ -																																																																																																																																																				
								\$ -																																																																																																																																																				
								\$ -																																																																																																																																																				
								\$ -																																																																																																																																																				
								\$ -																																																																																																																																																				
								\$ -																																																																																																																																																				
								\$ -																																																																																																																																																				
Total Project Funding	\$ -	\$ 4,026,430	\$ -	\$ -	\$ -	\$ -	\$ -	\$ 4,026,430																																																																																																																																																				

Department: <u>City Administration</u>		FY24 - FY28 CIP	
Project Category: <u>Facilities</u>		Project Title: <u>BOC Rooftop Unit Replacement</u>	
Project Description/Location: Replace 10 rooftop units at BOC admin building (4848 Midland Rd) and 4 rooftop units at PD1 (4810 Midland Rd).			
Justification: Typical rooftop unit service life is 15-20 years. In FY25, the units will be 22 years old and we propose replacing the existing units with new, more efficient units.			
CIP Status <input type="checkbox"/> Modify Existing <input checked="" type="checkbox"/> New Project		Project Type <input checked="" type="checkbox"/> Renewal/ Replacement <input type="checkbox"/> Enhancement/ New	
Operating Budget Impact: Project will be paid for with Facilities Maintenance Funds		Insert Picture(s) or Map Here	
Comments:			

Estimated Project Cost(s)	Prior Years	FY 2024	FY 2025	FY 2026	FY 2027	FY 2028	Future	Total Cost
Planning, Design, & Engineering								\$ -
Property Acquisition								\$ -
Construction			60,000	60,000				\$ 120,000
Equipment			65,000	65,000				\$ 130,000
Other								\$ -
Total Project Cost	\$ -	\$ -	\$ 125,000	\$ 125,000	\$ -	\$ -	\$ -	\$ 250,000

Project Funding	Prior Years	FY 2024	FY 2025	FY 2026	FY 2027	FY 2028	Future	Total Cost
Park District 1								\$ -
Cash-in-Lieu								\$ -
Amend Park Fund								\$ -
NRDP/YRRP								\$ -
SBURA								\$ -
General Fund Reserves								\$ -
Facilities Division Budget			125,000	125,000				\$ 250,000
								\$ -
								\$ -
								\$ -
								\$ -
								\$ -
								\$ -
								\$ -
Total Project Funding	\$ -	\$ -	\$ 125,000	\$ 125,000	\$ -	\$ -	\$ -	\$ 250,000

Department: <u>City Administration</u>		FY24 - FY28 CIP	
Project Category: <u>Parking</u>		Project Title: <u>Painting and Signage Update</u>	
Project Description/Location: The project would update and refresh the painting and signage for Park I, II, and III.			
Justification: Park I, II, and III have not updated their paint, nor signage, in several years and the new paint and signs will refresh and standardize the look of the parking garages for public use.			
CIP Status <input checked="" type="checkbox"/> Modify Existing <input type="checkbox"/> New Project		Project Type <input checked="" type="checkbox"/> Renewal/ Replacement <input type="checkbox"/> Enhancement/ New	
Operating Budget Impact: There will be no operating budget impact.		Insert Picture(s) or Map Here	
Comments:			

Estimated Project Cost(s)	Prior Years	FY 2024	FY 2025	FY 2026	FY 2027	FY 2028	Future	Total Cost
Planning, Design, & Engineering								\$ -
Land Acquisition								\$ -
Construction								\$ -
Equipment								\$ -
Other			141,376	158,624				\$ 300,000
Total Project Cost	\$ -	\$ -	\$ 141,376	\$ 158,624	\$ -	\$ -	\$ -	\$ 300,000

Project Funding	Prior Years	FY 2024	FY 2025	FY 2026	FY 2027	FY 2028	Future	Total Cost
Facilities Management Revenues								\$ -
Parking Reserves								\$ -
Parking User Fees			141,376	158,624				\$ 300,000
Revenue Bonds								\$ -
								\$ -
								\$ -
								\$ -
								\$ -
								\$ -
								\$ -
								\$ -
								\$ -
								\$ -
								\$ -
								\$ -
								\$ -
								\$ -
								\$ -
								\$ -
								\$ -
Total Project Funding	\$ -	\$ -	\$ 141,376	\$ 158,624	\$ -	\$ -	\$ -	\$ 300,000





FY 2024 - 2028 CAPITAL IMPROVEMENT PLAN SUMMARIES FUNDING BY DEPARTMENT AND PROJECT CATEGORY

PARKS AND RECREATION DEPARTMENT

PARK PROJECTS

Project Name	FY 2024	FY 2025	FY 2026	FY 2027	FY 2028	Total
Aquatics Facilities Evaluation	190,000					190,000
Amend Park Parking Lot Repairs		200,000				200,000
Burg Park Playground Replacement					300,000	300,000
Castle Rock Park North Parking Lot & Restroom	981,000					981,000
Centennial Park Trail Development (Dog Park)	65,662					65,662
Dehler Park Ball Field Replacement		449,080				449,080
Edgerton Park Playground Replacement					350,000	350,000
Hawthorne Park Wading Pool Replacement			196,200	1,613,592		1,809,792
Irrigation Automation Spring Creek and Evergreen Parks	315,097					315,097
Irrigation Automation at Burlington Park		305,025				305,025
Irrigation Automation at Boulder Park			332,362			332,362
North Park Tennis/Basketball Courts Replacement			650,000			650,000
Parks and Recreation Comprehensive Plan Update				163,500		163,500
Poly Vista Ball Park Restroom			300,000			300,000
Poly Vista Park Parking Lot Completion	220,000					220,000
Park Vista Park Playground Development	1,000,000					1,000,000
Pioneer Park 6 Tennis Courts Replacements		1,200,000				1,200,000
Stewart Park Parking Lot Repair/Repave		600,000				600,000
Swords Park Road Replacement		250,000	250,000	250,000	250,000	1,000,000
Terry Park Spray Ground Replacement		196,200	1,613,592			1,809,792
Various Trail Repairs		100,000	100,000	100,000	100,000	400,000
Walsh Park Playground Replacement					350,000	350,000
Total Park Projects	2,771,759	3,300,305	3,442,154	2,127,092	1,350,000	12,991,310

RECREATION PROJECTS

Project Name	FY 2024	FY 2025	FY 2026	FY 2027	FY 2028	Total
Multi-Generational Community Recreation Center	6,500,000	92,242,000				98,742,000
Pioneer Wading Pool Replacement		196,200	1,613,592			1,809,792
Rose Pool Spray Feature Upgrade	147,000					147,000
South Park Pool Renovation		1,500,000	15,000,000			16,500,000
Total Recreation Projects	6,647,000	93,938,200	16,613,592	-	-	117,198,792

CEMETERY PROJECTS

Project Name	FY 2024	FY 2025	FY 2026	FY 2027	FY 2028	Total
Cemetery Area 15 Establishment		610,000				610,000
Cemetery Pump Station Replacement/Upgrade	270,000					270,000
Total Recreation Projects	270,000	610,000	-	-	-	880,000

PARKS AND RECREATION DEPT TOTAL	9,688,759	97,848,505	20,055,746	2,127,092	1,350,000	131,070,102
--	------------------	-------------------	-------------------	------------------	------------------	--------------------

Department: <u>PRPL</u>		FY24 - FY28 CIP							
Project Category: <u>Parks</u>		Project Title: <u>Amend Park Parking Lot Repairs</u>							
Project Description/Location: Repair defects in the existing Amend Park parking lots.									
Justification: As the parking lot at Amend Park ages, there is a need to perform maintenance operations and make repairs to maintain the surfacing in a safe and accessible condition.									
<div>CIP Status<div><input type="checkbox"/> Modify Existing</div><div><input checked="" type="checkbox"/> New Project</div></div> <div>Project Type<div><input checked="" type="checkbox"/> Renewal/ Replacement</div><div><input type="checkbox"/> Enhancement/ New</div></div>		<div>Insert Picture(s) or Map Here</div>							
Operating Budget Impact:									
Comments:									
Estimated Project Cost(s)		Prior Years	FY 2024	FY 2025	FY 2026	FY 2027	FY 2028	Future	Total Cost
Planning, Design, & Engineering									\$ -
Land Acquisition									\$ -
Construction				200,000					\$ 200,000
Equipment									\$ -
Other									\$ -
Total Project Cost		\$ -	\$ -	\$ 200,000	\$ -	\$ -	\$ -	\$ -	\$ 200,000
Project Funding		Prior Years	FY 2024	FY 2025	FY 2026	FY 2027	FY 2028	Future	Total Cost
Park District 1									\$ -
Cash-in-Lieu									\$ -
Amend Park Fund				200,000					\$ 200,000
NRDP/YRRP									\$ -
SBURA									\$ -
									\$ -
									\$ -
									\$ -
									\$ -
									\$ -
									\$ -
									\$ -
									\$ -
									\$ -
									\$ -
Total Project Funding		\$ -	\$ -	\$ 200,000	\$ -	\$ -	\$ -	\$ -	\$ 200,000

Department: <u>PRPL</u>		FY24 - FY28 CIP	
Project Category: <u>Parks</u>		Project Title: <u>Centennial Park Trail Development (Dog Park)</u>	
Project Description/Location: Develop the hard surface trail system in the dog park at Centennial Park			
Justification: After construction of phase 1 development of Centennial Park, remaining funds were identified. These funds will be utilized to develop the ADA accessible hard surface trail system within the dog park as identified in the construction drawings but not constructed as part of the original contract.			
CIP Status <input type="checkbox"/> Modify Existing <input checked="" type="checkbox"/> New Project		Project Type <input type="checkbox"/> Renewal/ Replacement <input checked="" type="checkbox"/> Enhancement/ New	
Operating Budget Impact:		Insert Picture(s) or Map Here	
Comments:			

Estimated Project Cost(s)	Prior Years	FY 2024	FY 2025	FY 2026	FY 2027	FY 2028	Future	Total Cost
Planning, Design, & Engineering								\$ -
Land Acquisition								\$ -
Construction		65,662						\$ 65,662
Equipment								\$ -
Other								\$ -
Total Project Cost	\$ -	\$ 65,662	\$ -	\$ -	\$ -	\$ -	\$ -	\$ 65,662

Project Funding	Prior Years	FY 2024	FY 2025	FY 2026	FY 2027	FY 2028	Future	Total Cost
Park District 1								\$ -
Cash-in-Lieu								\$ -
Amend Park Fund								\$ -
NRDP/YRRP								\$ -
SBURA								\$ -
Centennial Park Construction Fund Balance		65,662						\$ 65,662
								\$ -
								\$ -
								\$ -
								\$ -
								\$ -
								\$ -
								\$ -
								\$ -
								\$ -
Total Project Funding	\$ -	\$ 65,662	\$ -	\$ -	\$ -	\$ -	\$ -	\$ 65,662

Department: <u>PRPL</u>		FY24 - FY28 CIP							
Project Category: <u>Parks</u>		Project Title: <u>Dehler Park Ball Field Replacement</u>							
Project Description/Location: <div>This project will replace the playing field at Dehler Park.</div>									
Justification: <div>The field at Dehler Park has been in place since 2008. Over time, the field has deteriorated in quality and needs to be replaced to meet safety standards and correct drainage issues.</div>									
<div><div>CIP Status</div><div><input checked="" type="checkbox"/> Modify Existing <input type="checkbox"/> New Project</div></div>		<div><div>Project Type</div><div><input checked="" type="checkbox"/> Renewal/ Replacement <input type="checkbox"/> Enhancement/ New</div></div>							
Operating Budget Impact: <div>Will improve maintenance operations to the field.</div>									
Comments:									
Estimated Project Cost(s)		Prior Years	FY 2024	FY 2025	FY 2026	FY 2027	FY 2028	Future	Total Cost
Planning, Design, & Engineering									\$ -
Land Acquisition									\$ -
Construction				449,080					\$ 449,080
Equipment									\$ -
Other									\$ -
Total Project Cost		\$ -	\$ -	\$ 449,080	\$ -	\$ -	\$ -	\$ -	\$ 449,080
Project Funding		Prior Years	FY 2024	FY 2025	FY 2026	FY 2027	FY 2028	Future	Total Cost
Park District 1									\$ -
Cash-in-Lieu									\$ -
Amend Park Fund									\$ -
NRDP/YRRP									\$ -
SBURA									\$ -
Dehler Park Donations Fund				449,080					\$ 449,080
									\$ -
									\$ -
									\$ -
									\$ -
									\$ -
									\$ -
									\$ -
									\$ -
Total Project Funding		\$ -	\$ -	\$ 449,080	\$ -	\$ -	\$ -	\$ -	\$ 449,080

Department: <u>PRPL</u>		FY24 - FY28 CIP							
Project Category: <u>Parks</u>		Project Title: <u>Irrigation Automation at Burlington Park</u>							
Project Description/Location: Replace existing irrigation system with new automated system at Burlington Park.									
Justification: The current irrigation system at Burlington Park is an old manual system and is very inefficient. By replacing it with new automated system it will irrigate more efficiently saving water and operate at night freeing the park for use during the day.									
<div>CIP Status<div><input type="checkbox"/> Modify Existing</div><div><input checked="" type="checkbox"/> New Project</div></div> <div>Project Type<div><input checked="" type="checkbox"/> Renewal/ Replacement</div><div><input type="checkbox"/> Enhancement/ New</div></div>		<div>Insert Picture(s) or Map Here</div>							
Operating Budget Impact:									
Comments:									
Estimated Project Cost(s)		Prior Years	FY 2024	FY 2025	FY 2026	FY 2027	FY 2028	Future	Total Cost
Planning, Design, & Engineering									\$ -
Land Acquisition									\$ -
Construction				305,025					\$ 305,025
Equipment									\$ -
Other									\$ -
Total Project Cost		\$ -	\$ -	\$ 305,025	\$ -	\$ -	\$ -	\$ -	\$ 305,025
Project Funding		Prior Years	FY 2024	FY 2025	FY 2026	FY 2027	FY 2028	Future	Total Cost
Park District 1				305,025					\$ 305,025
									\$ -
									\$ -
									\$ -
									\$ -
									\$ -
									\$ -
									\$ -
									\$ -
									\$ -
									\$ -
									\$ -
									\$ -
									\$ -
									\$ -
Total Project Funding		\$ -	\$ -	\$ 305,025	\$ -	\$ -	\$ -	\$ -	\$ 305,025


Department: <u>PRPL</u>		FY24 - FY28 CIP							
Project Category: <u>Parks</u>		Project Title: <u>Poly Vista Park Parking Lot Completion</u>							
Project Description/Location: Finish paving the parking lot at Poly Vista Park									
Justification: During development of Poly Vista Park Phase 1, only part of the parking lot was paved due to limited funding. This project will finish the curbing, gutters, paving and landscaping of the remaining portion of the parking lot area. This will allow greater parking capacity and safer pedestrian access.									
<div>CIP Status<div><input type="checkbox"/> Modify Existing</div><div><input checked="" type="checkbox"/> New Project</div></div> <div>Project Type<div><input type="checkbox"/> Renewal/ Replacement</div><div><input checked="" type="checkbox"/> Enhancement/ New</div></div>		<div>Insert Picture(s) or Map Here</div>							
Operating Budget Impact:									
Comments:									
Estimated Project Cost(s)		Prior Years	FY 2024	FY 2025	FY 2026	FY 2027	FY 2028	Future	Total Cost
Planning, Design, & Engineering									\$ -
Land Acquisition									\$ -
Construction			220,000						\$ 220,000
Equipment									\$ -
Other									\$ -
Total Project Cost		\$ -	\$ 220,000	\$ -	\$ -	\$ -	\$ -	\$ -	\$ 220,000
Project Funding		Prior Years	FY 2024	FY 2025	FY 2026	FY 2027	FY 2028	Future	Total Cost
Park District 1			220,000						\$ 220,000
Cash-in-Lieu									\$ -
Amend Park Fund									\$ -
NRDP/YRRP									\$ -
SBURA									\$ -
									\$ -
									\$ -
									\$ -
									\$ -
									\$ -
									\$ -
									\$ -
									\$ -
									\$ -
									\$ -
Total Project Funding		\$ -	\$ 220,000	\$ -	\$ -	\$ -	\$ -	\$ -	\$ 220,000

Department: <u>PRPL</u>		FY24 - FY28 CIP							
Project Category: <u>Parks</u>		Project Title: <u>Poly Vista Park Playground Development</u>							
Project Description/Location: Develop an accessible and inclusive playground at Poly Vista Park									
Justification: Landon's Legacy Foundation is actively fund raising to develop an Accessible and inclusive playground at Poly Vista Park. This playground will be specially designed for individuals who have disabilities to fully access the playground equipment.									
<div>CIP Status<div><input type="checkbox"/> Modify Existing</div><div><input checked="" type="checkbox"/> New Project</div></div> <div>Project Type<div><input type="checkbox"/> Renewal/ Replacement</div><div><input checked="" type="checkbox"/> Enhancement/ New</div></div>		<div>Insert Picture(s) or Map Here</div>							
Operating Budget Impact:									
Comments:									
Estimated Project Cost(s)		Prior Years	FY 2024	FY 2025	FY 2026	FY 2027	FY 2028	Future	Total Cost
Planning, Design, & Engineering			100,000						\$ 100,000
Land Acquisition									\$ -
Construction			900,000						\$ 900,000
Equipment									\$ -
Other									\$ -
Total Project Cost		\$ -	\$ 1,000,000	\$ -	\$ -	\$ -	\$ -	\$ -	\$ 1,000,000
Project Funding		Prior Years	FY 2024	FY 2025	FY 2026	FY 2027	FY 2028	Future	Total Cost
Park District 1									\$ -
Cash-in-Lieu									\$ -
Amend Park Fund									\$ -
NRDP/YRRP									\$ -
SBURA									\$ -
Landon's Legacy Foundation			1,000,000						\$ 1,000,000
									\$ -
									\$ -
									\$ -
									\$ -
									\$ -
									\$ -
									\$ -
									\$ -
Total Project Funding		\$ -	\$ 1,000,000	\$ -	\$ -	\$ -	\$ -	\$ -	\$ 1,000,000

Department: <u>PRPL</u>		FY24 - FY28 CIP							
Project Category: <u>Parks</u>		Project Title: <u>Pioneer Park 6 Tennis Courts Replacement</u>							
Project Description/Location: Replace the existing six tennis courts next to the restroom facility									
Justification: The existing six tennis courts next to the restroom facility have developed significant surface cracking and has necessitated the closure of two courts. Replacement of these courts will assure a safe playing surface and ADA accessibility.									
<div>CIP Status<div><input type="checkbox"/> Modify Existing</div><div><input checked="" type="checkbox"/> New Project</div></div> <div>Project Type<div><input checked="" type="checkbox"/> Renewal/ Replacement</div><div><input type="checkbox"/> Enhancement/ New</div></div>		<div>Insert Picture(s) or Map Here</div>							
Operating Budget Impact:									
Comments:									
Estimated Project Cost(s)		Prior Years	FY 2024	FY 2025	FY 2026	FY 2027	FY 2028	Future	Total Cost
Planning, Design, & Engineering									\$ -
Land Acquisition									\$ -
Construction				1,200,000					\$ 1,200,000
Equipment									\$ -
Other									\$ -
Total Project Cost		\$ -	\$ -	\$ 1,200,000	\$ -	\$ -	\$ -	\$ -	\$ 1,200,000
Project Funding		Prior Years	FY 2024	FY 2025	FY 2026	FY 2027	FY 2028	Future	Total Cost
Park District 1									\$ -
Cash-in-Lieu									\$ -
Amend Park Fund									\$ -
NRDP/YRRP									\$ -
SBURA									\$ -
Bonding				1,200,000					\$ 1,200,000
									\$ -
									\$ -
									\$ -
									\$ -
									\$ -
									\$ -
									\$ -
									\$ -
Total Project Funding		\$ -	\$ -	\$ 1,200,000	\$ -	\$ -	\$ -	\$ -	\$ 1,200,000

Department: <u>PRPL</u>		FY24 - FY28 CIP							
Project Category: <u>Parks</u>		Project Title: <u>Stewart Park Parking Lot Repair/Repave</u>							
Project Description/Location: Repair and repave existing parking lot.									
Justification: The existing parking lots at Stewart Park are aging and showing signs of deterioration. Repairs and repaving needs to take place to maintain the lots in a safe and usable manner.									
CIP Status <input type="checkbox"/> Modify Existing <input checked="" type="checkbox"/> New Project		Project Type <input checked="" type="checkbox"/> Renewal/ Replacement <input type="checkbox"/> Enhancement/ New		Insert Picture(s) or Map Here					
Operating Budget Impact:									
Comments:									
Estimated Project Cost(s)		Prior Years	FY 2024	FY 2025	FY 2026	FY 2027	FY 2028	Future	Total Cost
Planning, Design, & Engineering									\$ -
Land Acquisition									\$ -
Construction				600,000					\$ 600,000
Equipment									\$ -
Other									\$ -
Total Project Cost		\$ -	\$ -	\$ 600,000	\$ -	\$ -	\$ -	\$ -	\$ 600,000
Project Funding		Prior Years	FY 2024	FY 2025	FY 2026	FY 2027	FY 2028	Future	Total Cost
Park District 1									\$ -
Cash-in-Lieu									\$ -
Amend Park Fund									\$ -
NRDP/YRRP									\$ -
SBURA									\$ -
Stewart Park Fund				600,000					\$ 600,000
									\$ -
									\$ -
									\$ -
									\$ -
									\$ -
									\$ -
									\$ -
									\$ -
Total Project Funding		\$ -	\$ -	\$ 600,000	\$ -	\$ -	\$ -	\$ -	\$ 600,000

Department: <u>PRPL</u>		FY24 - FY28 CIP							
Project Category: <u>Parks</u>		Project Title: <u>Terry Park Spray Ground Replacement</u>							
Project Description/Location: Replace the spray ground at Terry Park									
Justification: The spray ground at Terry Park is a heavily used amenity but is aging and nearing the end of its useful life. In recent years the facility has required major repairs to the plumbing system.									
<div>CIP Status<div><input type="checkbox"/> Modify Existing</div><div><input checked="" type="checkbox"/> New Project</div></div> <div>Project Type<div><input checked="" type="checkbox"/> Renewal/ Replacement</div><div><input type="checkbox"/> Enhancement/ New</div></div>		<div>Insert Picture(s) or Map Here</div>							
Operating Budget Impact:									
Comments:									
Estimated Project Cost(s)		Prior Years	FY 2024	FY 2025	FY 2026	FY 2027	FY 2028	Future	Total Cost
Planning, Design, & Engineering				196,200					\$ 196,200
Land Acquisition									\$ -
Construction					1,613,592				\$ 1,613,592
Equipment									\$ -
Other									\$ -
Total Project Cost		\$ -	\$ -	\$ 196,200	\$ 1,613,592	\$ -	\$ -	\$ -	\$ 1,809,792
Project Funding		Prior Years	FY 2024	FY 2025	FY 2026	FY 2027	FY 2028	Future	Total Cost
Park District 1									\$ -
Cash-in-Lieu									\$ -
Amend Park Fund									\$ -
NRDP/YRRP									\$ -
SBURA									\$ -
Bonding				196,200	1,613,592				\$ 1,809,792
									\$ -
									\$ -
									\$ -
									\$ -
									\$ -
									\$ -
									\$ -
									\$ -
Total Project Funding		\$ -	\$ -	\$ 196,200	\$ 1,613,592	\$ -	\$ -	\$ -	\$ 1,809,792

Department: <u>PRPL</u>		FY24 - FY28 CIP							
Project Category: <u>Recreation</u>		Project Title: <u>Rose Pool Spray Feature Upgrade</u>							
Project Description/Location: This project will replace existing spray features in the kiddy pool at Rose Park.									
Justification: The spray features in the kiddy pool at Rose Park have been in service since 1995, are out dated and need to be replaced. This project will install new commercial spray features that will be appropriate for young children, meet current safety guidelines and are accessible to children of all abilities.									
<div>CIP Status<div><input checked="" type="checkbox"/> Modify Existing<div><input type="checkbox"/> New Project</div></div><div>Project Type<div><input checked="" type="checkbox"/> Renewal/ Replacement<div><input type="checkbox"/> Enhancement/ New</div></div></div></div>									
Operating Budget Impact: None.									
Comments:									
Estimated Project Cost(s)		Prior Years	FY 2024	FY 2025	FY 2026	FY 2027	FY 2028	Future	Total Cost
Planning, Design, & Engineering									\$ -
Land Acquisition									\$ -
Construction			147,000						\$ 147,000
Equipment									\$ -
Other									\$ -
Total Project Cost		\$ -	\$ 147,000	\$ -	\$ -	\$ -	\$ -	\$ -	\$ 147,000
Project Funding		Prior Years	FY 2024	FY 2025	FY 2026	FY 2027	FY 2028	Future	Total Cost
Park District 1			147,000						\$ 147,000
Cash-in-Lieu									\$ -
Amend Park Fund									\$ -
NRDP/YRRP									\$ -
SBURA									\$ -
									\$ -
									\$ -
									\$ -
									\$ -
									\$ -
									\$ -
									\$ -
									\$ -
									\$ -
									\$ -
Total Project Funding		\$ -	\$ 147,000	\$ -	\$ -	\$ -	\$ -	\$ -	\$ 147,000

Department: <u>PRPL</u>		FY24 - FY28 CIP							
Project Category: <u>Cemetery</u>		Project Title: <u>Area 15 Establishment</u>							
Project Description/Location: Develop are 15 section of the City's Mountview Cemetery.									
Justification: Area 15 is a 6.33 acre undeveloped section at the City's Mountview Cemetery. Making improvements now will prepare this section of the cemetery for burials which are anticipated in seven to ten years.									
<div>CIP Status<div><input type="checkbox"/> Modify Existing</div><div><input checked="" type="checkbox"/> New Project</div></div> <div>Project Type<div><input type="checkbox"/> Renewal/ Replacement</div><div><input checked="" type="checkbox"/> Enhancement/ New</div></div>		<div>Insert Picture(s) or Map Here</div>							
Operating Budget Impact:									
Comments:									
Estimated Project Cost(s)		Prior Years	FY 2024	FY 2025	FY 2026	FY 2027	FY 2028	Future	Total Cost
Planning, Design, & Engineering									\$ -
Land Acquisition									\$ -
Construction				610,000					\$ 610,000
Equipment									\$ -
Other									\$ -
Total Project Cost		\$ -	\$ -	\$ 610,000	\$ -	\$ -	\$ -	\$ -	\$ 610,000
Project Funding		Prior Years	FY 2024	FY 2025	FY 2026	FY 2027	FY 2028	Future	Total Cost
Park District 1									\$ -
Cash-in-Lieu									\$ -
Amend Park Fund									\$ -
NRDP/YRRP									\$ -
SBURA									\$ -
Cemetery Perpetual Fund				610,000					\$ 610,000
									\$ -
									\$ -
									\$ -
									\$ -
									\$ -
									\$ -
									\$ -
									\$ -
Total Project Funding		\$ -	\$ -	\$ 610,000	\$ -	\$ -	\$ -	\$ -	\$ 610,000

Department: <u>PRPL</u>		FY24 - FY28 CIP							
Project Category: <u>Cemetery</u>		Project Title: <u>Pump Station Replacement/Upgrade</u>							
Project Description/Location: Replace and upgrade the existing irrigation pump station at Mountview Cemetery.									
Justification: The current pump station is 35 years old and has exceeded its life expectancy. A new station will increase efficiencies in operation and water use through state of the control and monitoring systems and will increase the longevity the piping network of the existing irrigation system.									
<div>CIP Status<div><input type="checkbox"/> Modify Existing</div><div><input checked="" type="checkbox"/> New Project</div></div> <div>Project Type<div><input checked="" type="checkbox"/> Renewal/ Replacement</div><div><input type="checkbox"/> Enhancement/ New</div></div>		<div>Insert Picture(s) or Map Here</div>							
Operating Budget Impact:									
Comments:									
Estimated Project Cost(s)		Prior Years	FY 2024	FY 2025	FY 2026	FY 2027	FY 2028	Future	Total Cost
Planning, Design, & Engineering									\$ -
Land Acquisition									\$ -
Construction			270,000						\$ 270,000
Equipment									\$ -
Other									\$ -
Total Project Cost		\$ -	\$ 270,000	\$ -	\$ -	\$ -	\$ -	\$ -	\$ 270,000
Project Funding		Prior Years	FY 2024	FY 2025	FY 2026	FY 2027	FY 2028	Future	Total Cost
Park District 1									\$ -
Cash-in-Lieu									\$ -
Amend Park Fund									\$ -
NRDP/YRRP									\$ -
SBURA									\$ -
Cemetery Perpetual Fund			270,000						\$ 270,000
									\$ -
									\$ -
									\$ -
									\$ -
									\$ -
									\$ -
									\$ -
									\$ -
Total Project Funding		\$ -	\$ 270,000	\$ -	\$ -	\$ -	\$ -	\$ -	\$ 270,000






FY 2024 - 2028 CAPITAL IMPROVEMENT PLAN SUMMARIES FUNDING BY DEPARTMENT AND PROJECT CATEGORY


PLANNING DEPARTMENT


TRANSPORTATION PROJECTS

Project Name	FY 2024	FY 2025	FY 2026	FY 2027	FY 2028	Total
5th Avenue Corridor	205,000					205,000
25th Street Bridge	1,250,000					1,250,000
Alkali Creek Trail Connection		400,000				400,000
Downtown BBWA Corridor Trail/On Street Facilities		300,000				300,000
Downtown-Coulson Park Trail Connection		750,000				750,000
N. 27th Street Side Path		1,700,000				1,700,000
Stagecoach Trail		3,500,000				3,500,000
Trail Connector from King Ave West to TransTech Center			700,000			700,000
Total Transportation Projects	1,455,000	6,650,000	700,000	-	-	8,805,000

PLANNING DEPARTMENT TOTAL	1,455,000	6,650,000	700,000	-	-	8,805,000
----------------------------------	------------------	------------------	----------------	----------	----------	------------------


Department: <u>Planning</u>		FY24 - FY28 CIP																																																																																																																																																	
Project Category: <u>(P) Transportation</u>		Project Title: <u>Downtown BBWA Corridor Trail/On Street Facilities</u>																																																																																																																																																	
Project Description/Location: <p>This project is for the completion of sidewalk/pathway through MSU-B Campus to connect campus and pedestrian improvements at Virginia Lane/Poly Drive intersection. 2015 project did not provide a pedestrian crossing at Virginia/Poly on the east side. Reassessment is needed for this project to function as needed. Further analysis of the condition and operation of the BBWA Canal expected in 2021 and 2022 may provide opportunities in this area.</p>																																																																																																																																																			
Justification: 																																																																																																																																																			
CIP Status <input checked="" type="checkbox"/> Modify Existing <input type="checkbox"/> New Project		Project Type <input type="checkbox"/> Renewal/ Replacement <input checked="" type="checkbox"/> Enhancement/ New																																																																																																																																																	
Operating Budget Impact: <p>Project relies on private donations.</p>																																																																																																																																																			
Comments: <p>This project is not programmed with currently available funds and is dependent on future funding for completion. The identified future funding sources are available but some are tied to competitive grant programs the City will actively pursue. It is necessary to keep these projects in the CIP so when grants are applied for, or awarded, the City shows formal commitment to the project.</p>																																																																																																																																																			
<table border="1" style="width: 100%; border-collapse: collapse;"> <thead> <tr> <th>Estimated Project Cost(s)</th> <th>Prior Years</th> <th>FY 2024</th> <th>FY 2025</th> <th>FY 2026</th> <th>FY 2027</th> <th>FY 2028</th> <th>Future</th> <th>Total Cost</th> </tr> </thead> <tbody> <tr> <td>Planning, Design, & Engineering</td> <td></td> <td></td> <td>30,000</td> <td></td> <td></td> <td></td> <td></td> <td>\$ 30,000</td> </tr> <tr> <td>Land Acquisition</td> <td></td> <td></td> <td></td> <td></td> <td></td> <td></td> <td></td> <td>\$ -</td> </tr> <tr> <td>Construction</td> <td></td> <td></td> <td>270,000</td> <td></td> <td></td> <td></td> <td></td> <td>\$ 270,000</td> </tr> <tr> <td>Equipment</td> <td></td> <td></td> <td></td> <td></td> <td></td> <td></td> <td></td> <td>\$ -</td> </tr> <tr> <td>Other</td> <td></td> <td></td> <td></td> <td></td> <td></td> <td></td> <td></td> <td>\$ -</td> </tr> <tr> <td>Total Project Cost</td> <td>\$ -</td> <td>\$ -</td> <td>\$ 300,000</td> <td>\$ -</td> <td>\$ -</td> <td>\$ -</td> <td>\$ -</td> <td>\$ 300,000</td> </tr> </tbody> </table>				Estimated Project Cost(s)	Prior Years	FY 2024	FY 2025	FY 2026	FY 2027	FY 2028	Future	Total Cost	Planning, Design, & Engineering			30,000					\$ 30,000	Land Acquisition								\$ -	Construction			270,000					\$ 270,000	Equipment								\$ -	Other								\$ -	Total Project Cost	\$ -	\$ -	\$ 300,000	\$ -	\$ -	\$ -	\$ -	\$ 300,000																																																																																	
Estimated Project Cost(s)	Prior Years	FY 2024	FY 2025	FY 2026	FY 2027	FY 2028	Future	Total Cost																																																																																																																																											
Planning, Design, & Engineering			30,000					\$ 30,000																																																																																																																																											
Land Acquisition								\$ -																																																																																																																																											
Construction			270,000					\$ 270,000																																																																																																																																											
Equipment								\$ -																																																																																																																																											
Other								\$ -																																																																																																																																											
Total Project Cost	\$ -	\$ -	\$ 300,000	\$ -	\$ -	\$ -	\$ -	\$ 300,000																																																																																																																																											
<table border="1" style="width: 100%; border-collapse: collapse;"> <thead> <tr> <th>Project Funding</th> <th>Prior Years</th> <th>FY 2024</th> <th>FY 2025</th> <th>FY 2026</th> <th>FY 2027</th> <th>FY 2028</th> <th>Future</th> <th>Total Cost</th> </tr> </thead> <tbody> <tr> <td>Billings Trailnet</td> <td></td> <td></td> <td>60,000</td> <td></td> <td></td> <td></td> <td></td> <td>\$ 60,000</td> </tr> <tr> <td>Developer Match</td> <td></td> <td></td> <td></td> <td></td> <td></td> <td></td> <td></td> <td>\$ -</td> </tr> <tr> <td>Federal Appropriations</td> <td></td> <td></td> <td></td> <td></td> <td></td> <td></td> <td></td> <td>\$ -</td> </tr> <tr> <td>MDT Safety</td> <td></td> <td></td> <td></td> <td></td> <td></td> <td></td> <td></td> <td>\$ -</td> </tr> <tr> <td>Private Contributions</td> <td></td> <td></td> <td>240,000</td> <td></td> <td></td> <td></td> <td></td> <td>\$ 240,000</td> </tr> <tr> <td>Recreation Trails Program</td> <td></td> <td></td> <td></td> <td></td> <td></td> <td></td> <td></td> <td>\$ -</td> </tr> <tr> <td>TIFD Revenues</td> <td></td> <td></td> <td></td> <td></td> <td></td> <td></td> <td></td> <td>\$ -</td> </tr> <tr> <td>Transportation Alternatives Program</td> <td></td> <td></td> <td></td> <td></td> <td></td> <td></td> <td></td> <td>\$ -</td> </tr> <tr> <td></td> <td></td> <td></td> <td></td> <td></td> <td></td> <td></td> <td></td> <td>\$ -</td> </tr> <tr> <td></td> <td></td> <td></td> <td></td> <td></td> <td></td> <td></td> <td></td> <td>\$ -</td> </tr> <tr> <td></td> <td></td> <td></td> <td></td> <td></td> <td></td> <td></td> <td></td> <td>\$ -</td> </tr> <tr> <td></td> <td></td> <td></td> <td></td> <td></td> <td></td> <td></td> <td></td> <td>\$ -</td> </tr> <tr> <td></td> <td></td> <td></td> <td></td> <td></td> <td></td> <td></td> <td></td> <td>\$ -</td> </tr> <tr> <td></td> <td></td> <td></td> <td></td> <td></td> <td></td> <td></td> <td></td> <td>\$ -</td> </tr> <tr> <td>Total Project Funding</td> <td>\$ -</td> <td>\$ -</td> <td>\$ 300,000</td> <td>\$ -</td> <td>\$ -</td> <td>\$ -</td> <td>\$ -</td> <td>\$ 300,000</td> </tr> </tbody> </table>				Project Funding	Prior Years	FY 2024	FY 2025	FY 2026	FY 2027	FY 2028	Future	Total Cost	Billings Trailnet			60,000					\$ 60,000	Developer Match								\$ -	Federal Appropriations								\$ -	MDT Safety								\$ -	Private Contributions			240,000					\$ 240,000	Recreation Trails Program								\$ -	TIFD Revenues								\$ -	Transportation Alternatives Program								\$ -									\$ -									\$ -									\$ -									\$ -									\$ -									\$ -	Total Project Funding	\$ -	\$ -	\$ 300,000	\$ -	\$ -	\$ -	\$ -	\$ 300,000
Project Funding	Prior Years	FY 2024	FY 2025	FY 2026	FY 2027	FY 2028	Future	Total Cost																																																																																																																																											
Billings Trailnet			60,000					\$ 60,000																																																																																																																																											
Developer Match								\$ -																																																																																																																																											
Federal Appropriations								\$ -																																																																																																																																											
MDT Safety								\$ -																																																																																																																																											
Private Contributions			240,000					\$ 240,000																																																																																																																																											
Recreation Trails Program								\$ -																																																																																																																																											
TIFD Revenues								\$ -																																																																																																																																											
Transportation Alternatives Program								\$ -																																																																																																																																											
								\$ -																																																																																																																																											
								\$ -																																																																																																																																											
								\$ -																																																																																																																																											
								\$ -																																																																																																																																											
								\$ -																																																																																																																																											
								\$ -																																																																																																																																											
Total Project Funding	\$ -	\$ -	\$ 300,000	\$ -	\$ -	\$ -	\$ -	\$ 300,000																																																																																																																																											


Department:	<u>Planning</u>	FY24 - FY28 CIP																																																																																																																																																
Project Category:	<u>(P) Transportation</u>	Project Title: <u>Downtown-Coulson Park Trail Connection</u>																																																																																																																																																
Project Description/Location:																																																																																																																																																		
<p>This project extends the trail from South 25th Street to 8th Ave South to South 26th Street to Lillian Avenue, under I-90 at RR, and into Coulson Park Trail. Recent changes in ownership of property in this area and redevelopment activity and plans for development is expected to support future trail construction and access for this project.</p>																																																																																																																																																		
Justification:																																																																																																																																																		
CIP Status <input checked="" type="checkbox"/> Modify Existing <input type="checkbox"/> New Project	Project Type <input type="checkbox"/> Renewal/ Replacement <input checked="" type="checkbox"/> Enhancement/ New																																																																																																																																																	
Operating Budget Impact:																																																																																																																																																		
<p>Potential need for matching funds associated with grant funding.</p>																																																																																																																																																		
Comments:																																																																																																																																																		
<p>This project is not programmed with currently available funds and is dependent on future funding for completion. The identified future funding sources are available but some are tied to competitive grant programs the City will actively pursue. MDT will be reconstructing this overpass which will help in facilitating the trail access as well as improve safety. Staff has met with property owners on the South side of the underpass and they are in favor of the trail. It is necessary to keep these projects in the CIP so when grants are applied for,</p>																																																																																																																																																		
<table border="1" style="width: 100%; border-collapse: collapse; font-size: 0.9em;"> <tr> <th style="width: 20%;">Estimated Project Cost(s)</th> <th style="width: 10%;">Prior Years</th> <th style="width: 10%;">FY 2024</th> <th style="width: 10%;">FY 2025</th> <th style="width: 10%;">FY 2026</th> <th style="width: 10%;">FY 2027</th> <th style="width: 10%;">FY 2028</th> <th style="width: 10%;">Future</th> <th style="width: 10%;">Total Cost</th> </tr> <tr> <td>Planning, Design, & Engineering</td> <td></td> <td></td> <td style="text-align: right;">75,000</td> <td></td> <td></td> <td></td> <td></td> <td style="text-align: right;">\$ 75,000</td> </tr> <tr> <td>Land Acquisition</td> <td></td> <td></td> <td></td> <td></td> <td></td> <td></td> <td></td> <td style="text-align: right;">\$ -</td> </tr> <tr> <td>Construction</td> <td></td> <td></td> <td style="text-align: right;">675,000</td> <td></td> <td></td> <td></td> <td></td> <td style="text-align: right;">\$ 675,000</td> </tr> <tr> <td>Equipment</td> <td></td> <td></td> <td></td> <td></td> <td></td> <td></td> <td></td> <td style="text-align: right;">\$ -</td> </tr> <tr> <td>Other</td> <td></td> <td></td> <td></td> <td></td> <td></td> <td></td> <td></td> <td style="text-align: right;">\$ -</td> </tr> <tr> <td>Total Project Cost</td> <td style="text-align: right;">\$ -</td> <td style="text-align: right;">\$ -</td> <td style="text-align: right;">\$ 750,000</td> <td style="text-align: right;">\$ -</td> <td style="text-align: right;">\$ -</td> <td style="text-align: right;">\$ -</td> <td style="text-align: right;">\$ -</td> <td style="text-align: right;">\$ 750,000</td> </tr> </table>			Estimated Project Cost(s)	Prior Years	FY 2024	FY 2025	FY 2026	FY 2027	FY 2028	Future	Total Cost	Planning, Design, & Engineering			75,000					\$ 75,000	Land Acquisition								\$ -	Construction			675,000					\$ 675,000	Equipment								\$ -	Other								\$ -	Total Project Cost	\$ -	\$ -	\$ 750,000	\$ -	\$ -	\$ -	\$ -	\$ 750,000																																																																																	
Estimated Project Cost(s)	Prior Years	FY 2024	FY 2025	FY 2026	FY 2027	FY 2028	Future	Total Cost																																																																																																																																										
Planning, Design, & Engineering			75,000					\$ 75,000																																																																																																																																										
Land Acquisition								\$ -																																																																																																																																										
Construction			675,000					\$ 675,000																																																																																																																																										
Equipment								\$ -																																																																																																																																										
Other								\$ -																																																																																																																																										
Total Project Cost	\$ -	\$ -	\$ 750,000	\$ -	\$ -	\$ -	\$ -	\$ 750,000																																																																																																																																										
<table border="1" style="width: 100%; border-collapse: collapse; font-size: 0.9em;"> <tr> <th style="width: 20%;">Project Funding</th> <th style="width: 10%;">Prior Years</th> <th style="width: 10%;">FY 2024</th> <th style="width: 10%;">FY 2025</th> <th style="width: 10%;">FY 2026</th> <th style="width: 10%;">FY 2027</th> <th style="width: 10%;">FY 2028</th> <th style="width: 10%;">Future</th> <th style="width: 10%;">Total Cost</th> </tr> <tr> <td>Billings Trailnet</td> <td></td> <td></td> <td></td> <td></td> <td></td> <td></td> <td></td> <td style="text-align: right;">\$ -</td> </tr> <tr> <td>Developer Match</td> <td></td> <td></td> <td style="text-align: right;">97,500</td> <td></td> <td></td> <td></td> <td></td> <td style="text-align: right;">\$ 97,500</td> </tr> <tr> <td>Federal Appropriations</td> <td></td> <td></td> <td></td> <td></td> <td></td> <td></td> <td></td> <td style="text-align: right;">\$ -</td> </tr> <tr> <td>MDT Safety</td> <td></td> <td></td> <td></td> <td></td> <td></td> <td></td> <td></td> <td style="text-align: right;">\$ -</td> </tr> <tr> <td>Private Contributions</td> <td></td> <td></td> <td style="text-align: right;">150,000</td> <td></td> <td></td> <td></td> <td></td> <td style="text-align: right;">\$ 150,000</td> </tr> <tr> <td>Recreation Trails Program</td> <td></td> <td></td> <td></td> <td></td> <td></td> <td></td> <td></td> <td style="text-align: right;">\$ -</td> </tr> <tr> <td>TIFD Revenues</td> <td></td> <td></td> <td></td> <td></td> <td></td> <td></td> <td></td> <td style="text-align: right;">\$ -</td> </tr> <tr> <td>Transportation Alternatives Program</td> <td></td> <td></td> <td style="text-align: right;">502,500</td> <td></td> <td></td> <td></td> <td></td> <td style="text-align: right;">\$ 502,500</td> </tr> <tr> <td></td> <td></td> <td></td> <td></td> <td></td> <td></td> <td></td> <td></td> <td style="text-align: right;">\$ -</td> </tr> <tr> <td></td> <td></td> <td></td> <td></td> <td></td> <td></td> <td></td> <td></td> <td style="text-align: right;">\$ -</td> </tr> <tr> <td></td> <td></td> <td></td> <td></td> <td></td> <td></td> <td></td> <td></td> <td style="text-align: right;">\$ -</td> </tr> <tr> <td></td> <td></td> <td></td> <td></td> <td></td> <td></td> <td></td> <td></td> <td style="text-align: right;">\$ -</td> </tr> <tr> <td></td> <td></td> <td></td> <td></td> <td></td> <td></td> <td></td> <td></td> <td style="text-align: right;">\$ -</td> </tr> <tr> <td></td> <td></td> <td></td> <td></td> <td></td> <td></td> <td></td> <td></td> <td style="text-align: right;">\$ -</td> </tr> <tr> <td>Total Project Funding</td> <td style="text-align: right;">\$ -</td> <td style="text-align: right;">\$ -</td> <td style="text-align: right;">\$ 750,000</td> <td style="text-align: right;">\$ -</td> <td style="text-align: right;">\$ -</td> <td style="text-align: right;">\$ -</td> <td style="text-align: right;">\$ -</td> <td style="text-align: right;">\$ 750,000</td> </tr> </table>			Project Funding	Prior Years	FY 2024	FY 2025	FY 2026	FY 2027	FY 2028	Future	Total Cost	Billings Trailnet								\$ -	Developer Match			97,500					\$ 97,500	Federal Appropriations								\$ -	MDT Safety								\$ -	Private Contributions			150,000					\$ 150,000	Recreation Trails Program								\$ -	TIFD Revenues								\$ -	Transportation Alternatives Program			502,500					\$ 502,500									\$ -									\$ -									\$ -									\$ -									\$ -									\$ -	Total Project Funding	\$ -	\$ -	\$ 750,000	\$ -	\$ -	\$ -	\$ -	\$ 750,000
Project Funding	Prior Years	FY 2024	FY 2025	FY 2026	FY 2027	FY 2028	Future	Total Cost																																																																																																																																										
Billings Trailnet								\$ -																																																																																																																																										
Developer Match			97,500					\$ 97,500																																																																																																																																										
Federal Appropriations								\$ -																																																																																																																																										
MDT Safety								\$ -																																																																																																																																										
Private Contributions			150,000					\$ 150,000																																																																																																																																										
Recreation Trails Program								\$ -																																																																																																																																										
TIFD Revenues								\$ -																																																																																																																																										
Transportation Alternatives Program			502,500					\$ 502,500																																																																																																																																										
								\$ -																																																																																																																																										
								\$ -																																																																																																																																										
								\$ -																																																																																																																																										
								\$ -																																																																																																																																										
								\$ -																																																																																																																																										
								\$ -																																																																																																																																										
Total Project Funding	\$ -	\$ -	\$ 750,000	\$ -	\$ -	\$ -	\$ -	\$ 750,000																																																																																																																																										

Department: <u>Planning</u>		FY24 - FY28 CIP																																																																																																																																																	
Project Category: <u>(P) Transportation</u>		Project Title: <u>N. 27th Street Side Path</u>																																																																																																																																																	
Project Description/Location: Build a Bike Pedestrian Path along N. 27th Street connecting Rimrock Road and Skyline Trail/Swords Park. It would begin near the existing trail underpass at the intersection of North 27th Street/Highway 3/Airport Road and would continue to the southeast along North 27th Street. It appears that there is existing width available on North 27th Street to consider moving the guardrail on the south side so that both bikes and pedestrians could use an off-street multi-use trail that could still be incorporated into the overall 27th Street cross section and ROW.																																																																																																																																																			
Justification: There are no pedestrian or bicycle facilities along 27th Street between the MSUB campus and the Skyline/Swords Park Trail at the Airport roundabout. This is only one of two transportation access points from the top of the Rimrocks to the bottom and safe multimodal infrastructure for users in this corridor is critical for all users' safety and for access to the various parts of the community. This project was identified in the 2016 Rims to Valley Bike/Ped Feasibility Study and continues to be called out by members of the Community as a project that needs to be programmed.																																																																																																																																																			
CIP Status <input type="checkbox"/> Modify Existing <input checked="" type="checkbox"/> New Project		Project Type <input type="checkbox"/> Renewal/ Replacement <input type="checkbox"/> Enhancement/ New																																																																																																																																																	
Operating Budget Impact: Potential need for matching funds associated with grant and certain sources of State and Federal funding.																																																																																																																																																			
Comments: This project is not programmed with currently available funds and is dependent on future funding for completion. The identified future funding sources are available but some may be tied to competitive grant programs the City will actively pursue. It is necessary to keep these projects in the CIP so when grants are applied for, or awarded, the City shows formal commitment to the project. Potential funding sources include federal aid through grants, the TA Program and CMAQ. Planning staff continues to research options for applying for funding.																																																																																																																																																			
<table border="1" style="width: 100%; border-collapse: collapse;"> <thead> <tr> <th>Estimated Project Cost(s)</th> <th>Prior Years</th> <th>FY 2024</th> <th>FY 2025</th> <th>FY 2026</th> <th>FY 2027</th> <th>FY 2028</th> <th>Future</th> <th>Total Cost</th> </tr> </thead> <tbody> <tr> <td>Planning, Design, & Engineering</td> <td></td> <td></td> <td>200,000</td> <td></td> <td></td> <td></td> <td></td> <td>\$ 200,000</td> </tr> <tr> <td>Land Acquisition</td> <td></td> <td></td> <td></td> <td></td> <td></td> <td></td> <td></td> <td>\$ -</td> </tr> <tr> <td>Construction</td> <td></td> <td></td> <td>1,500,000</td> <td></td> <td></td> <td></td> <td></td> <td>\$ 1,500,000</td> </tr> <tr> <td>Equipment</td> <td></td> <td></td> <td></td> <td></td> <td></td> <td></td> <td></td> <td>\$ -</td> </tr> <tr> <td>Other</td> <td></td> <td></td> <td></td> <td></td> <td></td> <td></td> <td></td> <td>\$ -</td> </tr> <tr> <td>Total Project Cost</td> <td>\$ -</td> <td>\$ -</td> <td>\$ 1,700,000</td> <td>\$ -</td> <td>\$ -</td> <td>\$ -</td> <td>\$ -</td> <td>\$ 1,700,000</td> </tr> </tbody> </table>				Estimated Project Cost(s)	Prior Years	FY 2024	FY 2025	FY 2026	FY 2027	FY 2028	Future	Total Cost	Planning, Design, & Engineering			200,000					\$ 200,000	Land Acquisition								\$ -	Construction			1,500,000					\$ 1,500,000	Equipment								\$ -	Other								\$ -	Total Project Cost	\$ -	\$ -	\$ 1,700,000	\$ -	\$ -	\$ -	\$ -	\$ 1,700,000																																																																																	
Estimated Project Cost(s)	Prior Years	FY 2024	FY 2025	FY 2026	FY 2027	FY 2028	Future	Total Cost																																																																																																																																											
Planning, Design, & Engineering			200,000					\$ 200,000																																																																																																																																											
Land Acquisition								\$ -																																																																																																																																											
Construction			1,500,000					\$ 1,500,000																																																																																																																																											
Equipment								\$ -																																																																																																																																											
Other								\$ -																																																																																																																																											
Total Project Cost	\$ -	\$ -	\$ 1,700,000	\$ -	\$ -	\$ -	\$ -	\$ 1,700,000																																																																																																																																											
<table border="1" style="width: 100%; border-collapse: collapse;"> <thead> <tr> <th>Project Funding</th> <th>Prior Years</th> <th>FY 2024</th> <th>FY 2025</th> <th>FY 2026</th> <th>FY 2027</th> <th>FY 2028</th> <th>Future</th> <th>Total Cost</th> </tr> </thead> <tbody> <tr> <td>Billings Trailnet</td> <td></td> <td></td> <td>75,000</td> <td></td> <td></td> <td></td> <td></td> <td>\$ 75,000</td> </tr> <tr> <td>Developer Match</td> <td></td> <td></td> <td></td> <td></td> <td></td> <td></td> <td></td> <td>\$ -</td> </tr> <tr> <td>Federal Appropriations</td> <td></td> <td></td> <td></td> <td></td> <td></td> <td></td> <td></td> <td>\$ -</td> </tr> <tr> <td>MDT Safety</td> <td></td> <td></td> <td></td> <td></td> <td></td> <td></td> <td></td> <td>\$ -</td> </tr> <tr> <td>Private Contributions</td> <td></td> <td></td> <td></td> <td></td> <td></td> <td></td> <td></td> <td>\$ -</td> </tr> <tr> <td>Recreation Trails Program</td> <td></td> <td></td> <td></td> <td></td> <td></td> <td></td> <td></td> <td>\$ -</td> </tr> <tr> <td>TIFD Revenues</td> <td></td> <td></td> <td></td> <td></td> <td></td> <td></td> <td></td> <td>\$ -</td> </tr> <tr> <td>Transportation Alternatives Program</td> <td></td> <td></td> <td>750,000</td> <td></td> <td></td> <td></td> <td></td> <td>\$ 750,000</td> </tr> <tr> <td>CMAQ (Air Quality)</td> <td></td> <td></td> <td>875,000</td> <td></td> <td></td> <td></td> <td></td> <td>\$ 875,000</td> </tr> <tr> <td></td> <td></td> <td></td> <td></td> <td></td> <td></td> <td></td> <td></td> <td>\$ -</td> </tr> <tr> <td></td> <td></td> <td></td> <td></td> <td></td> <td></td> <td></td> <td></td> <td>\$ -</td> </tr> <tr> <td></td> <td></td> <td></td> <td></td> <td></td> <td></td> <td></td> <td></td> <td>\$ -</td> </tr> <tr> <td></td> <td></td> <td></td> <td></td> <td></td> <td></td> <td></td> <td></td> <td>\$ -</td> </tr> <tr> <td></td> <td></td> <td></td> <td></td> <td></td> <td></td> <td></td> <td></td> <td>\$ -</td> </tr> <tr> <td>Total Project Funding</td> <td>\$ -</td> <td>\$ -</td> <td>\$ 1,700,000</td> <td>\$ -</td> <td>\$ -</td> <td>\$ -</td> <td>\$ -</td> <td>\$ 1,700,000</td> </tr> </tbody> </table>				Project Funding	Prior Years	FY 2024	FY 2025	FY 2026	FY 2027	FY 2028	Future	Total Cost	Billings Trailnet			75,000					\$ 75,000	Developer Match								\$ -	Federal Appropriations								\$ -	MDT Safety								\$ -	Private Contributions								\$ -	Recreation Trails Program								\$ -	TIFD Revenues								\$ -	Transportation Alternatives Program			750,000					\$ 750,000	CMAQ (Air Quality)			875,000					\$ 875,000									\$ -									\$ -									\$ -									\$ -									\$ -	Total Project Funding	\$ -	\$ -	\$ 1,700,000	\$ -	\$ -	\$ -	\$ -	\$ 1,700,000
Project Funding	Prior Years	FY 2024	FY 2025	FY 2026	FY 2027	FY 2028	Future	Total Cost																																																																																																																																											
Billings Trailnet			75,000					\$ 75,000																																																																																																																																											
Developer Match								\$ -																																																																																																																																											
Federal Appropriations								\$ -																																																																																																																																											
MDT Safety								\$ -																																																																																																																																											
Private Contributions								\$ -																																																																																																																																											
Recreation Trails Program								\$ -																																																																																																																																											
TIFD Revenues								\$ -																																																																																																																																											
Transportation Alternatives Program			750,000					\$ 750,000																																																																																																																																											
CMAQ (Air Quality)			875,000					\$ 875,000																																																																																																																																											
								\$ -																																																																																																																																											
								\$ -																																																																																																																																											
								\$ -																																																																																																																																											
								\$ -																																																																																																																																											
								\$ -																																																																																																																																											
Total Project Funding	\$ -	\$ -	\$ 1,700,000	\$ -	\$ -	\$ -	\$ -	\$ 1,700,000																																																																																																																																											

Department: <u>Planning</u>		FY24 - FY28 CIP																																																																																																																																								
Project Category: <u>(P) Transportation</u>		Project Title: <u>Stagecoach Trail</u>																																																																																																																																								
Project Description/Location: <p>This project is for an 8-foot wide shared use pathway approximately 5,300 lineal feet that will run on the east side of Zimmerman Trail from Rimrock Road to Highway 3. The trail will be placed below the grade of the road along the roadside slope. This trail is an essential part of the Marathon Loop and will provide a connection from the top of the Rimrocks to the valley. This project is Billings TrailNet's top priority.</p>																																																																																																																																										
Justification: 																																																																																																																																										
CIP Status <input type="checkbox"/> Modify Existing <input type="checkbox"/> New Project		Project Type <input type="checkbox"/> Renewal/ Replacement <input checked="" type="checkbox"/> Enhancement/ New																																																																																																																																								
Operating Budget Impact: <p>Potential need for matching funds associated with grant funding.</p>																																																																																																																																										
Comments: <p>This project is not programmed with currently available funds and is dependent on future funding for completion. The identified future funding sources are available but some are tied to competitive grant programs the City will actively pursue. It is necessary to keep these projects in the CIP so when grants are applied for, or awarded, the City shows formal commitment to the project.</p> <p>Other potential funding sources include federal aid through a Build Grant. Planning and Public Works staff are researching options for applying for funding next cycle if the program continues.</p>																																																																																																																																										
<table border="1" style="width: 100%; border-collapse: collapse;"> <thead> <tr> <th>Estimated Project Cost(s)</th> <th>Prior Years</th> <th>FY 2024</th> <th>FY 2025</th> <th>FY 2026</th> <th>FY 2027</th> <th>FY 2028</th> <th>Future</th> <th>Total Cost</th> </tr> </thead> <tbody> <tr> <td>Planning, Design, & Engineering</td> <td></td> <td></td> <td>350,000</td> <td></td> <td></td> <td></td> <td></td> <td>\$ 350,000</td> </tr> <tr> <td>Land Acquisition</td> <td></td> <td></td> <td></td> <td></td> <td></td> <td></td> <td></td> <td>\$ -</td> </tr> <tr> <td>Construction</td> <td></td> <td></td> <td>3,150,000</td> <td></td> <td></td> <td></td> <td></td> <td>\$ 3,150,000</td> </tr> <tr> <td>Equipment</td> <td></td> <td></td> <td></td> <td></td> <td></td> <td></td> <td></td> <td>\$ -</td> </tr> <tr> <td>Other</td> <td></td> <td></td> <td></td> <td></td> <td></td> <td></td> <td></td> <td>\$ -</td> </tr> <tr> <td>Total Project Cost</td> <td>\$ -</td> <td>\$ -</td> <td>\$ 3,500,000</td> <td>\$ -</td> <td>\$ -</td> <td>\$ -</td> <td>\$ -</td> <td>\$ 3,500,000</td> </tr> </tbody> </table>				Estimated Project Cost(s)	Prior Years	FY 2024	FY 2025	FY 2026	FY 2027	FY 2028	Future	Total Cost	Planning, Design, & Engineering			350,000					\$ 350,000	Land Acquisition								\$ -	Construction			3,150,000					\$ 3,150,000	Equipment								\$ -	Other								\$ -	Total Project Cost	\$ -	\$ -	\$ 3,500,000	\$ -	\$ -	\$ -	\$ -	\$ 3,500,000																																																																								
Estimated Project Cost(s)	Prior Years	FY 2024	FY 2025	FY 2026	FY 2027	FY 2028	Future	Total Cost																																																																																																																																		
Planning, Design, & Engineering			350,000					\$ 350,000																																																																																																																																		
Land Acquisition								\$ -																																																																																																																																		
Construction			3,150,000					\$ 3,150,000																																																																																																																																		
Equipment								\$ -																																																																																																																																		
Other								\$ -																																																																																																																																		
Total Project Cost	\$ -	\$ -	\$ 3,500,000	\$ -	\$ -	\$ -	\$ -	\$ 3,500,000																																																																																																																																		
<table border="1" style="width: 100%; border-collapse: collapse;"> <thead> <tr> <th>Project Funding</th> <th>Prior Years</th> <th>FY 2024</th> <th>FY 2025</th> <th>FY 2026</th> <th>FY 2027</th> <th>FY 2028</th> <th>Future</th> <th>Total Cost</th> </tr> </thead> <tbody> <tr> <td>Billings Trailnet</td> <td></td> <td></td> <td></td> <td></td> <td></td> <td></td> <td></td> <td>\$ -</td> </tr> <tr> <td>Developer Match</td> <td></td> <td></td> <td></td> <td></td> <td></td> <td></td> <td></td> <td>\$ -</td> </tr> <tr> <td>MDT Safety</td> <td></td> <td></td> <td></td> <td></td> <td></td> <td></td> <td></td> <td>\$ -</td> </tr> <tr> <td>Private Contributions</td> <td></td> <td></td> <td>1,000,000</td> <td></td> <td></td> <td></td> <td></td> <td>\$ 1,000,000</td> </tr> <tr> <td>Recreation Trails Program</td> <td></td> <td></td> <td></td> <td></td> <td></td> <td></td> <td></td> <td>\$ -</td> </tr> <tr> <td>TIFD Revenues</td> <td></td> <td></td> <td></td> <td></td> <td></td> <td></td> <td></td> <td>\$ -</td> </tr> <tr> <td>Transportation Alternatives Program</td> <td></td> <td></td> <td>2,500,000</td> <td></td> <td></td> <td></td> <td></td> <td>\$ 2,500,000</td> </tr> <tr> <td></td> <td></td> <td></td> <td></td> <td></td> <td></td> <td></td> <td></td> <td>\$ -</td> </tr> <tr> <td></td> <td></td> <td></td> <td></td> <td></td> <td></td> <td></td> <td></td> <td>\$ -</td> </tr> <tr> <td></td> <td></td> <td></td> <td></td> <td></td> <td></td> <td></td> <td></td> <td>\$ -</td> </tr> <tr> <td></td> <td></td> <td></td> <td></td> <td></td> <td></td> <td></td> <td></td> <td>\$ -</td> </tr> <tr> <td></td> <td></td> <td></td> <td></td> <td></td> <td></td> <td></td> <td></td> <td>\$ -</td> </tr> <tr> <td></td> <td></td> <td></td> <td></td> <td></td> <td></td> <td></td> <td></td> <td>\$ -</td> </tr> <tr> <td>Total Project Funding</td> <td>\$ -</td> <td>\$ -</td> <td>\$ 3,500,000</td> <td>\$ -</td> <td>\$ -</td> <td>\$ -</td> <td>\$ -</td> <td>\$ 3,500,000</td> </tr> </tbody> </table>				Project Funding	Prior Years	FY 2024	FY 2025	FY 2026	FY 2027	FY 2028	Future	Total Cost	Billings Trailnet								\$ -	Developer Match								\$ -	MDT Safety								\$ -	Private Contributions			1,000,000					\$ 1,000,000	Recreation Trails Program								\$ -	TIFD Revenues								\$ -	Transportation Alternatives Program			2,500,000					\$ 2,500,000									\$ -									\$ -									\$ -									\$ -									\$ -									\$ -	Total Project Funding	\$ -	\$ -	\$ 3,500,000	\$ -	\$ -	\$ -	\$ -	\$ 3,500,000
Project Funding	Prior Years	FY 2024	FY 2025	FY 2026	FY 2027	FY 2028	Future	Total Cost																																																																																																																																		
Billings Trailnet								\$ -																																																																																																																																		
Developer Match								\$ -																																																																																																																																		
MDT Safety								\$ -																																																																																																																																		
Private Contributions			1,000,000					\$ 1,000,000																																																																																																																																		
Recreation Trails Program								\$ -																																																																																																																																		
TIFD Revenues								\$ -																																																																																																																																		
Transportation Alternatives Program			2,500,000					\$ 2,500,000																																																																																																																																		
								\$ -																																																																																																																																		
								\$ -																																																																																																																																		
								\$ -																																																																																																																																		
								\$ -																																																																																																																																		
								\$ -																																																																																																																																		
								\$ -																																																																																																																																		
Total Project Funding	\$ -	\$ -	\$ 3,500,000	\$ -	\$ -	\$ -	\$ -	\$ 3,500,000																																																																																																																																		

Department: <u>Planning</u>		FY24 - FY28 CIP																																																																																																																																																	
Project Category: <u>(P) Transportation</u>		Project Title: <u>Trail Connector from King Ave West to TransTech Center</u>																																																																																																																																																	
Project Description/Location: Complete trail connection to TransTech Center Trail at 32nd Street West from current trail terminus near East/West Bannister Drain corridor along BBWA Canal. Further analysis of the condition and operation of the BBWA Canal expected in 2022 and 2023 may provide opportunities in this area.																																																																																																																																																			
Justification: Implementation of Bike and Trailways Master Plan.																																																																																																																																																			
CIP Status <input type="checkbox"/> Modify Existing <input type="checkbox"/> New Project		Project Type <input type="checkbox"/> Renewal/ <input checked="" type="checkbox"/> Enhancem																																																																																																																																																	
Operating Budget Impact: Potential need for matching funds associated with grant funding.																																																																																																																																																			
Comments: This project is not programmed with currently available funds and is dependent on future funding for completion. The identified future funding sources are available but some are tied to competitive grant programs the City will actively pursue. It is necessary to keep these projects in the CIP so when grants are applied for, or awarded, the City shows formal commitment to the project.																																																																																																																																																			
<table border="1" style="width: 100%; border-collapse: collapse; text-align: center;"> <thead> <tr> <th style="text-align: left;">Estimated Project Cost(s)</th> <th>Prior Years</th> <th>FY 2024</th> <th>FY 2025</th> <th>FY 2026</th> <th>FY 2027</th> <th>FY 2028</th> <th>Future</th> <th>Total Cost</th> </tr> </thead> <tbody> <tr> <td>Planning, Design, & Engineering</td> <td></td> <td></td> <td></td> <td>100,000</td> <td></td> <td></td> <td></td> <td>\$ 100,000</td> </tr> <tr> <td>Land Acquisition</td> <td></td> <td></td> <td></td> <td></td> <td></td> <td></td> <td></td> <td>\$ -</td> </tr> <tr> <td>Construction</td> <td></td> <td></td> <td></td> <td>600,000</td> <td></td> <td></td> <td></td> <td>\$ 600,000</td> </tr> <tr> <td>Equipment</td> <td></td> <td></td> <td></td> <td></td> <td></td> <td></td> <td></td> <td>\$ -</td> </tr> <tr> <td>Other</td> <td></td> <td></td> <td></td> <td></td> <td></td> <td></td> <td></td> <td>\$ -</td> </tr> <tr> <td>Total Project Cost</td> <td>\$ -</td> <td>\$ -</td> <td>\$ -</td> <td>\$ 700,000</td> <td>\$ -</td> <td>\$ -</td> <td>\$ -</td> <td>\$ 700,000</td> </tr> </tbody> </table>				Estimated Project Cost(s)	Prior Years	FY 2024	FY 2025	FY 2026	FY 2027	FY 2028	Future	Total Cost	Planning, Design, & Engineering				100,000				\$ 100,000	Land Acquisition								\$ -	Construction				600,000				\$ 600,000	Equipment								\$ -	Other								\$ -	Total Project Cost	\$ -	\$ -	\$ -	\$ 700,000	\$ -	\$ -	\$ -	\$ 700,000																																																																																	
Estimated Project Cost(s)	Prior Years	FY 2024	FY 2025	FY 2026	FY 2027	FY 2028	Future	Total Cost																																																																																																																																											
Planning, Design, & Engineering				100,000				\$ 100,000																																																																																																																																											
Land Acquisition								\$ -																																																																																																																																											
Construction				600,000				\$ 600,000																																																																																																																																											
Equipment								\$ -																																																																																																																																											
Other								\$ -																																																																																																																																											
Total Project Cost	\$ -	\$ -	\$ -	\$ 700,000	\$ -	\$ -	\$ -	\$ 700,000																																																																																																																																											
<table border="1" style="width: 100%; border-collapse: collapse; text-align: center;"> <thead> <tr> <th style="text-align: left;">Project Funding</th> <th>Prior Years</th> <th>FY 2024</th> <th>FY 2025</th> <th>FY 2026</th> <th>FY 2027</th> <th>FY 2028</th> <th>Future</th> <th>Total Cost</th> </tr> </thead> <tbody> <tr> <td>Billings Trailnet</td> <td></td> <td></td> <td></td> <td>50,000</td> <td></td> <td></td> <td></td> <td>\$ 50,000</td> </tr> <tr> <td>Developer Match</td> <td></td> <td></td> <td></td> <td></td> <td></td> <td></td> <td></td> <td>\$ -</td> </tr> <tr> <td>Federal Appropriations</td> <td></td> <td></td> <td></td> <td></td> <td></td> <td></td> <td></td> <td>\$ -</td> </tr> <tr> <td>MDT Safety</td> <td></td> <td></td> <td></td> <td></td> <td></td> <td></td> <td></td> <td>\$ -</td> </tr> <tr> <td>Private Contributions</td> <td></td> <td></td> <td></td> <td></td> <td></td> <td></td> <td></td> <td>\$ -</td> </tr> <tr> <td>Recreation Trails Program</td> <td></td> <td></td> <td></td> <td>50,000</td> <td></td> <td></td> <td></td> <td>\$ 50,000</td> </tr> <tr> <td>TIFD Revenues</td> <td></td> <td></td> <td></td> <td></td> <td></td> <td></td> <td></td> <td>\$ -</td> </tr> <tr> <td>Transportation Alternatives Program</td> <td></td> <td></td> <td></td> <td>600,000</td> <td></td> <td></td> <td></td> <td>\$ 600,000</td> </tr> <tr> <td></td> <td></td> <td></td> <td></td> <td></td> <td></td> <td></td> <td></td> <td>\$ -</td> </tr> <tr> <td></td> <td></td> <td></td> <td></td> <td></td> <td></td> <td></td> <td></td> <td>\$ -</td> </tr> <tr> <td></td> <td></td> <td></td> <td></td> <td></td> <td></td> <td></td> <td></td> <td>\$ -</td> </tr> <tr> <td></td> <td></td> <td></td> <td></td> <td></td> <td></td> <td></td> <td></td> <td>\$ -</td> </tr> <tr> <td></td> <td></td> <td></td> <td></td> <td></td> <td></td> <td></td> <td></td> <td>\$ -</td> </tr> <tr> <td></td> <td></td> <td></td> <td></td> <td></td> <td></td> <td></td> <td></td> <td>\$ -</td> </tr> <tr> <td>Total Project Funding</td> <td>\$ -</td> <td>\$ -</td> <td>\$ -</td> <td>\$ 700,000</td> <td>\$ -</td> <td>\$ -</td> <td>\$ -</td> <td>\$ 700,000</td> </tr> </tbody> </table>				Project Funding	Prior Years	FY 2024	FY 2025	FY 2026	FY 2027	FY 2028	Future	Total Cost	Billings Trailnet				50,000				\$ 50,000	Developer Match								\$ -	Federal Appropriations								\$ -	MDT Safety								\$ -	Private Contributions								\$ -	Recreation Trails Program				50,000				\$ 50,000	TIFD Revenues								\$ -	Transportation Alternatives Program				600,000				\$ 600,000									\$ -									\$ -									\$ -									\$ -									\$ -									\$ -	Total Project Funding	\$ -	\$ -	\$ -	\$ 700,000	\$ -	\$ -	\$ -	\$ 700,000
Project Funding	Prior Years	FY 2024	FY 2025	FY 2026	FY 2027	FY 2028	Future	Total Cost																																																																																																																																											
Billings Trailnet				50,000				\$ 50,000																																																																																																																																											
Developer Match								\$ -																																																																																																																																											
Federal Appropriations								\$ -																																																																																																																																											
MDT Safety								\$ -																																																																																																																																											
Private Contributions								\$ -																																																																																																																																											
Recreation Trails Program				50,000				\$ 50,000																																																																																																																																											
TIFD Revenues								\$ -																																																																																																																																											
Transportation Alternatives Program				600,000				\$ 600,000																																																																																																																																											
								\$ -																																																																																																																																											
								\$ -																																																																																																																																											
								\$ -																																																																																																																																											
								\$ -																																																																																																																																											
								\$ -																																																																																																																																											
								\$ -																																																																																																																																											
Total Project Funding	\$ -	\$ -	\$ -	\$ 700,000	\$ -	\$ -	\$ -	\$ 700,000																																																																																																																																											
<table border="1" style="width: 100%; border-collapse: collapse; text-align: center;"> <tr> <td>\$ -</td> <td>\$ -</td> <td>\$ -</td> <td>\$ -</td> <td>\$ -</td> <td>\$ -</td> <td>\$ -</td> <td>\$ -</td> <td>\$ -</td> </tr> </table>				\$ -	\$ -	\$ -	\$ -	\$ -	\$ -	\$ -	\$ -	\$ -																																																																																																																																							
\$ -	\$ -	\$ -	\$ -	\$ -	\$ -	\$ -	\$ -	\$ -																																																																																																																																											

Department: <u>Planning</u>		FY24 - FY28 CIP																																																																																																																																																	
Project Category: <u>(P) Transportation</u>		Project Title: <u>25th Street Bridge</u>																																																																																																																																																	
Project Description/Location: Build a Bike Pedestrian Bridge over the Railroad Tracks at 25th Street between Montana and Minnesota Avenues. The bridge will connect to the bike lane to the south of the railroad tracks and this will provide a safe bike and pedestrian alternative to the at-grade crossing of the railroad at 27th as well as provide an emergency connection between the north and south sides of the tracks for police bike patrol or foot patrol in the event of a train blocking the tracks.																																																																																																																																																			
Justification: 																																																																																																																																																			
CIP Status <input type="checkbox"/> Modify Existing <input checked="" type="checkbox"/> New Project		Project Type <input type="checkbox"/> Renewal/ Replacement <input type="checkbox"/> Enhancement/ New																																																																																																																																																	
Operating Budget Impact: Potential need for matching funds associated with grant and TIFF funding.																																																																																																																																																			
Comments: 																																																																																																																																																			
<table border="1" style="width: 100%; border-collapse: collapse;"> <thead> <tr> <th>Estimated Project Cost(s)</th> <th>Prior Years</th> <th>FY 2024</th> <th>FY 2025</th> <th>FY 2026</th> <th>FY 2027</th> <th>FY 2028</th> <th>Future</th> <th>Total Cost</th> </tr> </thead> <tbody> <tr> <td>Planning, Design, & Engineering</td> <td></td> <td></td> <td></td> <td></td> <td></td> <td></td> <td></td> <td>\$ -</td> </tr> <tr> <td>Land Acquisition</td> <td></td> <td></td> <td></td> <td></td> <td></td> <td></td> <td></td> <td>\$ -</td> </tr> <tr> <td>Construction</td> <td></td> <td>1,250,000</td> <td></td> <td></td> <td></td> <td></td> <td></td> <td>\$ 1,250,000</td> </tr> <tr> <td>Equipment</td> <td></td> <td></td> <td></td> <td></td> <td></td> <td></td> <td></td> <td>\$ -</td> </tr> <tr> <td>Other</td> <td></td> <td></td> <td></td> <td></td> <td></td> <td></td> <td></td> <td>\$ -</td> </tr> <tr> <td>Total Project Cost</td> <td>\$ -</td> <td>\$ 1,250,000</td> <td>\$ -</td> <td>\$ -</td> <td>\$ -</td> <td>\$ -</td> <td>\$ -</td> <td>\$ 1,250,000</td> </tr> </tbody> </table>				Estimated Project Cost(s)	Prior Years	FY 2024	FY 2025	FY 2026	FY 2027	FY 2028	Future	Total Cost	Planning, Design, & Engineering								\$ -	Land Acquisition								\$ -	Construction		1,250,000						\$ 1,250,000	Equipment								\$ -	Other								\$ -	Total Project Cost	\$ -	\$ 1,250,000	\$ -	\$ -	\$ -	\$ -	\$ -	\$ 1,250,000																																																																																	
Estimated Project Cost(s)	Prior Years	FY 2024	FY 2025	FY 2026	FY 2027	FY 2028	Future	Total Cost																																																																																																																																											
Planning, Design, & Engineering								\$ -																																																																																																																																											
Land Acquisition								\$ -																																																																																																																																											
Construction		1,250,000						\$ 1,250,000																																																																																																																																											
Equipment								\$ -																																																																																																																																											
Other								\$ -																																																																																																																																											
Total Project Cost	\$ -	\$ 1,250,000	\$ -	\$ -	\$ -	\$ -	\$ -	\$ 1,250,000																																																																																																																																											
<table border="1" style="width: 100%; border-collapse: collapse;"> <thead> <tr> <th>Project Funding</th> <th>Prior Years</th> <th>FY 2024</th> <th>FY 2025</th> <th>FY 2026</th> <th>FY 2027</th> <th>FY 2028</th> <th>Future</th> <th>Total Cost</th> </tr> </thead> <tbody> <tr> <td>Billings Trailnet</td> <td></td> <td>50,000</td> <td></td> <td></td> <td></td> <td></td> <td></td> <td>\$ 50,000</td> </tr> <tr> <td>Developer Match</td> <td></td> <td></td> <td></td> <td></td> <td></td> <td></td> <td></td> <td>\$ -</td> </tr> <tr> <td>Federal Appropriations</td> <td></td> <td></td> <td></td> <td></td> <td></td> <td></td> <td></td> <td>\$ -</td> </tr> <tr> <td>MDT Safety</td> <td></td> <td></td> <td></td> <td></td> <td></td> <td></td> <td></td> <td>\$ -</td> </tr> <tr> <td>Private Contributions</td> <td></td> <td>200,000</td> <td></td> <td></td> <td></td> <td></td> <td></td> <td>\$ 200,000</td> </tr> <tr> <td>Recreation Trails Program</td> <td></td> <td></td> <td></td> <td></td> <td></td> <td></td> <td></td> <td>\$ -</td> </tr> <tr> <td>TIFD Revenues</td> <td></td> <td>500,000</td> <td></td> <td></td> <td></td> <td></td> <td></td> <td>\$ 500,000</td> </tr> <tr> <td>Transportation Alternatives Program</td> <td></td> <td>500,000</td> <td></td> <td></td> <td></td> <td></td> <td></td> <td>\$ 500,000</td> </tr> <tr> <td></td> <td></td> <td></td> <td></td> <td></td> <td></td> <td></td> <td></td> <td>\$ -</td> </tr> <tr> <td></td> <td></td> <td></td> <td></td> <td></td> <td></td> <td></td> <td></td> <td>\$ -</td> </tr> <tr> <td></td> <td></td> <td></td> <td></td> <td></td> <td></td> <td></td> <td></td> <td>\$ -</td> </tr> <tr> <td></td> <td></td> <td></td> <td></td> <td></td> <td></td> <td></td> <td></td> <td>\$ -</td> </tr> <tr> <td></td> <td></td> <td></td> <td></td> <td></td> <td></td> <td></td> <td></td> <td>\$ -</td> </tr> <tr> <td></td> <td></td> <td></td> <td></td> <td></td> <td></td> <td></td> <td></td> <td>\$ -</td> </tr> <tr> <td>Total Project Funding</td> <td>\$ -</td> <td>\$ 1,250,000</td> <td>\$ -</td> <td>\$ -</td> <td>\$ -</td> <td>\$ -</td> <td>\$ -</td> <td>\$ 1,250,000</td> </tr> </tbody> </table>				Project Funding	Prior Years	FY 2024	FY 2025	FY 2026	FY 2027	FY 2028	Future	Total Cost	Billings Trailnet		50,000						\$ 50,000	Developer Match								\$ -	Federal Appropriations								\$ -	MDT Safety								\$ -	Private Contributions		200,000						\$ 200,000	Recreation Trails Program								\$ -	TIFD Revenues		500,000						\$ 500,000	Transportation Alternatives Program		500,000						\$ 500,000									\$ -									\$ -									\$ -									\$ -									\$ -									\$ -	Total Project Funding	\$ -	\$ 1,250,000	\$ -	\$ -	\$ -	\$ -	\$ -	\$ 1,250,000
Project Funding	Prior Years	FY 2024	FY 2025	FY 2026	FY 2027	FY 2028	Future	Total Cost																																																																																																																																											
Billings Trailnet		50,000						\$ 50,000																																																																																																																																											
Developer Match								\$ -																																																																																																																																											
Federal Appropriations								\$ -																																																																																																																																											
MDT Safety								\$ -																																																																																																																																											
Private Contributions		200,000						\$ 200,000																																																																																																																																											
Recreation Trails Program								\$ -																																																																																																																																											
TIFD Revenues		500,000						\$ 500,000																																																																																																																																											
Transportation Alternatives Program		500,000						\$ 500,000																																																																																																																																											
								\$ -																																																																																																																																											
								\$ -																																																																																																																																											
								\$ -																																																																																																																																											
								\$ -																																																																																																																																											
								\$ -																																																																																																																																											
								\$ -																																																																																																																																											
Total Project Funding	\$ -	\$ 1,250,000	\$ -	\$ -	\$ -	\$ -	\$ -	\$ 1,250,000																																																																																																																																											

Department: <u>Planning</u>		FY24 - FY28 CIP																																																																																																																																																	
Project Category: <u>(P) Transportation</u>		Project Title: <u>5th Avenue Corridor East</u>																																																																																																																																																	
Project Description/Location: <p>This project would begin to developed the east leg of the 5th Avenue North corridor from Main Street to 25th Street. The vision is to complete the project in several phases. This project would include a public participation/property owner process to identify treatments and options for a linear trail from Main Street to 25th Street via the 5th Avenue Corridor as proposed in the 5th Avenue North Corridor Feasibility Study. From the input of the public participation process, develop a design/engineering package and associated costs to complete the project. This could include physical alterations and additions for street crossings, private property easements, and construction of pedestrian walkways.</p>																																																																																																																																																			
Justification: 																																																																																																																																																			
CIP Status <input type="checkbox"/> Modify Existing <input checked="" type="checkbox"/> New Project		Project Type <input type="checkbox"/> Renewal/ Replacement <input type="checkbox"/> Enhancement/ New																																																																																																																																																	
Operating Budget Impact: <p>Potential need for matching funds associated with grant and TIFF funding.</p>																																																																																																																																																			
Comments: <p>Cost estimates would get this project to a 80% design status which would allow staff to identify future funding options.</p>																																																																																																																																																			
<table border="1" style="width: 100%; border-collapse: collapse;"> <thead> <tr> <th>Estimated Project Cost(s)</th> <th>Prior Years</th> <th>FY 2024</th> <th>FY 2025</th> <th>FY 2026</th> <th>FY 2027</th> <th>FY 2028</th> <th>Future</th> <th>Total Cost</th> </tr> </thead> <tbody> <tr> <td>Planning, Design, & Engineering</td> <td></td> <td>205,000</td> <td></td> <td></td> <td></td> <td></td> <td></td> <td>\$ 205,000</td> </tr> <tr> <td>Land Acquisition</td> <td></td> <td></td> <td></td> <td></td> <td></td> <td></td> <td></td> <td>\$ -</td> </tr> <tr> <td>Construction</td> <td></td> <td></td> <td></td> <td></td> <td></td> <td></td> <td></td> <td>\$ -</td> </tr> <tr> <td>Equipment</td> <td></td> <td></td> <td></td> <td></td> <td></td> <td></td> <td></td> <td>\$ -</td> </tr> <tr> <td>Other</td> <td></td> <td></td> <td></td> <td></td> <td></td> <td></td> <td></td> <td>\$ -</td> </tr> <tr> <td>Total Project Cost</td> <td>\$ -</td> <td>\$ 205,000</td> <td>\$ -</td> <td>\$ -</td> <td>\$ -</td> <td>\$ -</td> <td>\$ -</td> <td>\$ 205,000</td> </tr> </tbody> </table>				Estimated Project Cost(s)	Prior Years	FY 2024	FY 2025	FY 2026	FY 2027	FY 2028	Future	Total Cost	Planning, Design, & Engineering		205,000						\$ 205,000	Land Acquisition								\$ -	Construction								\$ -	Equipment								\$ -	Other								\$ -	Total Project Cost	\$ -	\$ 205,000	\$ -	\$ -	\$ -	\$ -	\$ -	\$ 205,000																																																																																	
Estimated Project Cost(s)	Prior Years	FY 2024	FY 2025	FY 2026	FY 2027	FY 2028	Future	Total Cost																																																																																																																																											
Planning, Design, & Engineering		205,000						\$ 205,000																																																																																																																																											
Land Acquisition								\$ -																																																																																																																																											
Construction								\$ -																																																																																																																																											
Equipment								\$ -																																																																																																																																											
Other								\$ -																																																																																																																																											
Total Project Cost	\$ -	\$ 205,000	\$ -	\$ -	\$ -	\$ -	\$ -	\$ 205,000																																																																																																																																											
<table border="1" style="width: 100%; border-collapse: collapse;"> <thead> <tr> <th>Project Funding</th> <th>Prior Years</th> <th>FY 2024</th> <th>FY 2025</th> <th>FY 2026</th> <th>FY 2027</th> <th>FY 2028</th> <th>Future</th> <th>Total Cost</th> </tr> </thead> <tbody> <tr> <td>Billings Trailnet</td> <td></td> <td></td> <td></td> <td></td> <td></td> <td></td> <td></td> <td>\$ -</td> </tr> <tr> <td>Developer Match</td> <td></td> <td></td> <td></td> <td></td> <td></td> <td></td> <td></td> <td>\$ -</td> </tr> <tr> <td>Federal Appropriations</td> <td></td> <td></td> <td></td> <td></td> <td></td> <td></td> <td></td> <td>\$ -</td> </tr> <tr> <td>MDT Safety</td> <td></td> <td></td> <td></td> <td></td> <td></td> <td></td> <td></td> <td>\$ -</td> </tr> <tr> <td>Private Contributions</td> <td></td> <td></td> <td></td> <td></td> <td></td> <td></td> <td></td> <td>\$ -</td> </tr> <tr> <td>Recreation Trails Program</td> <td></td> <td></td> <td></td> <td></td> <td></td> <td></td> <td></td> <td>\$ -</td> </tr> <tr> <td>TIFD Revenues</td> <td></td> <td>205,000</td> <td></td> <td></td> <td></td> <td></td> <td></td> <td>\$ 205,000</td> </tr> <tr> <td>Transportation Alternatives Program</td> <td></td> <td></td> <td></td> <td></td> <td></td> <td></td> <td></td> <td>\$ -</td> </tr> <tr> <td></td> <td></td> <td></td> <td></td> <td></td> <td></td> <td></td> <td></td> <td>\$ -</td> </tr> <tr> <td></td> <td></td> <td></td> <td></td> <td></td> <td></td> <td></td> <td></td> <td>\$ -</td> </tr> <tr> <td></td> <td></td> <td></td> <td></td> <td></td> <td></td> <td></td> <td></td> <td>\$ -</td> </tr> <tr> <td></td> <td></td> <td></td> <td></td> <td></td> <td></td> <td></td> <td></td> <td>\$ -</td> </tr> <tr> <td></td> <td></td> <td></td> <td></td> <td></td> <td></td> <td></td> <td></td> <td>\$ -</td> </tr> <tr> <td></td> <td></td> <td></td> <td></td> <td></td> <td></td> <td></td> <td></td> <td>\$ -</td> </tr> <tr> <td>Total Project Funding</td> <td>\$ -</td> <td>\$ 205,000</td> <td>\$ -</td> <td>\$ -</td> <td>\$ -</td> <td>\$ -</td> <td>\$ -</td> <td>\$ 205,000</td> </tr> </tbody> </table>				Project Funding	Prior Years	FY 2024	FY 2025	FY 2026	FY 2027	FY 2028	Future	Total Cost	Billings Trailnet								\$ -	Developer Match								\$ -	Federal Appropriations								\$ -	MDT Safety								\$ -	Private Contributions								\$ -	Recreation Trails Program								\$ -	TIFD Revenues		205,000						\$ 205,000	Transportation Alternatives Program								\$ -									\$ -									\$ -									\$ -									\$ -									\$ -									\$ -	Total Project Funding	\$ -	\$ 205,000	\$ -	\$ -	\$ -	\$ -	\$ -	\$ 205,000
Project Funding	Prior Years	FY 2024	FY 2025	FY 2026	FY 2027	FY 2028	Future	Total Cost																																																																																																																																											
Billings Trailnet								\$ -																																																																																																																																											
Developer Match								\$ -																																																																																																																																											
Federal Appropriations								\$ -																																																																																																																																											
MDT Safety								\$ -																																																																																																																																											
Private Contributions								\$ -																																																																																																																																											
Recreation Trails Program								\$ -																																																																																																																																											
TIFD Revenues		205,000						\$ 205,000																																																																																																																																											
Transportation Alternatives Program								\$ -																																																																																																																																											
								\$ -																																																																																																																																											
								\$ -																																																																																																																																											
								\$ -																																																																																																																																											
								\$ -																																																																																																																																											
								\$ -																																																																																																																																											
								\$ -																																																																																																																																											
Total Project Funding	\$ -	\$ 205,000	\$ -	\$ -	\$ -	\$ -	\$ -	\$ 205,000																																																																																																																																											





FY 2024 - 2028 CAPITAL IMPROVEMENT PLAN SUMMARIES

FUNDING BY DEPARTMENT AND PROJECT CATEGORY

PUBLIC WORKS DEPARTMENT

SOLID WASTE PROJECTS

Project Name	FY 2024	FY 2025	FY 2026	FY 2027	FY 2028	Total
Landfill Cell 6 Expansion			2,125,000	12,600,000		14,725,000
Landfill Compost Phase II				300,000	2,600,000	2,900,000
Landfill Master Plan		95,000				95,000
Landfill Secondary Leachate Pond			285,000			285,000
Landfill West Slope Stabilization	900,000					900,000
Total Solid Waste Projects	900,000	95,000	2,410,000	12,900,000	2,600,000	18,905,000

STORM PROJECTS

Project Name	FY 2024	FY 2025	FY 2026	FY 2027	FY 2028	Total
Annual Culvert Project	160,000	165,000	170,000	176,000	183,000	854,000
Annual Storm Drainage Intersection Trouble Spot Project	160,000	165,000	170,000	176,000	183,000	854,000
Annual Storm Sewer Rehabilitation Program	362,000	375,000	388,000	402,000	415,000	1,942,000
Babcock Boulevard Storm		250,000	2,250,000			2,500,000
Cove Creek/Little Cove Creek Study	280,000					280,000
Land for Storm Outfalls	200,000	200,000				400,000
Rimrock Road (62nd to 54th) and 54th (Rimrock to Grand)				200,000	1,800,000	2,000,000
West Heights Storm Water Detention	50,000	480,000				530,000
Yegen Drain Basin			300,000	2,600,000		2,900,000
Yegen Drain Southern Leg Capacity Improvements	200,000	1,860,000				2,060,000
Total Storm Projects	1,412,000	3,495,000	3,278,000	3,554,000	2,581,000	14,320,000


TRANSPORTATION PROJECTS


Project Name	FY 2024	FY 2025	FY 2026	FY 2027	FY 2028	Total
21st Street Underpass Improvements				5,000,000		5,000,000
36th - Central to Broadwater				300,000	2,700,000	3,000,000
54th St West (Grand to Rimrock)				700,000	5,500,000	6,200,000
6th Avenue North Multiuse Trail		500,000				500,000
Annual ADA Replacement	250,000	250,000	250,000	250,000	250,000	1,250,000
Annual Gravel Street Reconstruction	2,450,000	2,450,000	2,450,000	2,450,000	2,450,000	12,250,000
Annual PAVER Program	1,025,000	2,900,000	3,000,000	3,100,000	3,200,000	13,225,000
Annual Pedestrian Crossings	104,000	107,000	110,000	115,000	120,000	556,000
Annual SIDs	1,050,000	1,050,000	1,050,000	1,050,000	1,050,000	5,250,000
Annual Street Reconstruction	1,580,000	1,580,000	1,580,000	1,580,000	1,580,000	7,900,000
Annual Travel Corridor Coordination	52,000	54,000	56,000	58,000	61,000	281,000
Bike Boulevard	240,000					240,000
Broadwater - Vermillion to Shiloh	600,000	3,000,000				3,600,000
Gabel Road	550,000					550,000
Downtown 2 Way Conversion	7,400,000					7,400,000
Intersection Capacity Improvements	515,000	535,000	554,000	574,000	600,000	2,778,000
Misc., Curb, Gutter, and Sidewalk Program	975,000	1,000,000	1,030,000	1,050,000	1,100,000	5,155,000
Monad Road (Daniels to Moore Ln)			450,000	3,700,000		4,150,000
Pedestrian Crossing of Exposition Drive					4,000,000	4,000,000
Remote Restroom and Breakroom	100,000					100,000
Remote Storage Location for Sand and Slicer	850,000					850,000
Rimrock Road Widening (54th to 62nd)		600,000	5,800,000			6,400,000
Rimrock Road Widening (Clearview to 54th)			375,000	3,300,000		3,675,000
SBURA Unimproved Street Improvements	2,620,000					2,620,000
Traffic Calming			50,000			50,000
Traffic Signal Controller Upgrade	650,000					650,000
Wicks Lane - Main to Bitterroot	400,000	1,800,000				2,200,000
Total Transportation Projects	21,411,000	15,826,000	16,755,000	23,227,000	22,611,000	99,830,000

UTILITY PROJECTS

Project Name	FY 2024	FY 2025	FY 2026	FY 2027	FY 2028	Total
D&C Heated Shop and Breakroom Addition		1,200,000				1,200,000
Hydrogen Sulfide Mitigation	500,000					500,000
Wastewater - Central Sewer Extension (Shiloh to 44th)	160,000	900,000				1,060,000
Wastewater Compensation Agreements	300,000	300,000	300,000	300,000	300,000	1,500,000
Wastewater Digester Gas & Sludge Pump Replacement		515,000				515,000
Wastewater Digester Gas Interior Piping Replacement	1,200,000					1,200,000
Wastewater - Grand Avenue Sewer Ext (60th to 62nd)			400,000			400,000
Wastewater - Hesper Sewer (Shiloh to 48th)	500,000	3,700,000				4,200,000
Wastewater - Highway 3 Sanitary Sewer				250,000	1,350,000	1,600,000
Wastewater Main Replacements	5,300,000	5,800,000	6,400,000	7,040,000	7,740,000	32,280,000
Wastewater - Monad Sewer	4,000,000					4,000,000
Wastewater - Rehberg Ranch Lift Station			200,000	1,440,000		1,640,000
Wastewater Treatment Plant Campus Electrical	300,000	300,000	300,000	300,000	300,000	1,500,000
Water - Briarwood Water Line	300,000					300,000
Water - Central Water Extension (Shiloh to 44th)	130,000	670,000				800,000
Water Compensation Agreements	300,000	300,000	300,000	300,000	300,000	1,500,000
Water - Fox Reservoir #1 Replacement				400,000	3,300,000	3,700,000
Water - Grand Avenue Water Ext (60th to 62nd)			320,000			320,000
Water - Intake #2 Screening and PS Improvements				180,000	1,520,000	1,700,000
Water - Skyway Drive Waterline Loop				300,000	2,500,000	2,800,000
Water Main Replacements	4,300,000	4,800,000	5,400,000	6,040,000	6,740,000	27,280,000
Water Reservoir Site Improvements		7,000,000				7,000,000
Water - South 32nd St W/I-90/S Frontage Loop			275,000	2,725,000		3,000,000
Water - Storage Improvements (Zone 1)	700,000	6,000,000				6,700,000
Water - Storage Improvements (Zone 4)		700,000	6,200,000			6,900,000
Water Treatment Plant Electrical Improvements	400,000	150,000	200,000	500,000	315,000	1,565,000
Water Treatment Plant Facility Plan			300,000			300,000
Water - Voelker Pump Station PRV	300,000					300,000
Water - Willett and Christensen Pump Station	750,000					750,000
Water - Zone 4 Pump Station Improvements	5,600,000					5,600,000
Water - Zone 6 Storage and Looping Improvements		110,000	890,000	8,150,000		9,150,000
Total Utility Projects	25,040,000	32,445,000	21,485,000	27,925,000	24,365,000	131,260,000

PUBLIC WORKS DEPARTMENT TOTAL	48,763,000	51,861,000	43,928,000	67,606,000	52,157,000	264,315,000
--------------------------------------	-------------------	-------------------	-------------------	-------------------	-------------------	--------------------

Department: <u>Public Works</u>		FY24 - FY28 CIP						
Project Category: <u>Solid Waste</u>		Project Title: <u>Landfill Cell 6 Expansion</u>						
Project Description/Location: <p>This project is for the construction of cell 6 at the landfill. The design is planned for FY26 and the construction will be in FY 27.</p>								
Justification: <p>The landfill will be nearing capacity of cells 3, 4 and 5. The construction of cell 6 is needed to continue the ability to take in waste from the City of Billings and surrounding areas.</p>								
CIP Status <input checked="" type="checkbox"/> Modify Existing <input type="checkbox"/> New Project		Project Type <input checked="" type="checkbox"/> Renewal/ Replacement <input type="checkbox"/> Enhancement/ New						
Operating Budget Impact: <p>Minimal impact.</p>								
Comments: <p>This is in the Solid Waste Master Plan to build cell 6.</p>								
Estimated Project Cost(s)	Prior Years	FY 2024	FY 2025	FY 2026	FY 2027	FY 2028	Future	Total Cost
Planning, Design, & Engineering				2,125,000				\$ 2,125,000
Land Acquisition								\$ -
Construction					12,600,000			\$ 12,600,000
Equipment								\$ -
Other								\$ -
Total Project Cost	\$ -	\$ -	\$ -	\$ 2,125,000	\$ 12,600,000	\$ -	\$ -	\$ 14,725,000
Project Funding	Prior Years	FY 2024	FY 2025	FY 2026	FY 2027	FY 2028	Future	Total Cost
Arterial Fees								\$ -
Developer Contributions								\$ -
Gas Tax								\$ -
Gas Tax - BAARSA								\$ -
Landfill Revenues				2,125,000				\$ 2,125,000
Revenue Bond/Loan					12,600,000			\$ 12,600,000
SID Bond								\$ -
Sidewalk Bond								\$ -
Solid Waste Collection Revenues								\$ -
Storm Drain Assessments								\$ -
Street Maintenance Fees								\$ -
TIFD Revenues								\$ -
Wastewater Revenues								\$ -
Water Revenues								\$ -
Total Project Funding	\$ -	\$ -	\$ -	\$ 2,125,000	\$ 12,600,000	\$ -	\$ -	\$ 14,725,000
	\$ -	\$ -	\$ -	\$ -	\$ -	\$ -	\$ -	\$ -

Department: <u>Public Works</u>	FY24 - FY28 CIP						
Project Category: <u>Solid Waste</u>	Project Title: <u>Landfill Compost Phase II</u>						
Project Description/Location:							
<p>This project will construct the second and final phase of the landfill compost facility. Design will be in FY27 with construction expected in FY28.</p>							
Justification:							
<p>The creation of a new composting facility may allow us to recover more landfill gasses and reuse some of the refuse to enhance soils both around the landfill and City parks. It will also reduce the amount of waste going into the landfill. This will lead to longer life of the landfill and expensive cells will last longer. The composting of bio solids, wood, leaves and other items saves many needed but limited organic compounds from being placed into the landfill never being able to be recovered. This final phase of composting will allow Public Works to utilize all of the wastewater sludge for soil enhancement and to be able to add cardboard, newsprint and other materials, such as food waste, to be composted in the future.</p>							
<table border="1" style="width: 100%; border-collapse: collapse;"> <tr> <td style="width: 50%;">CIP Status</td> <td style="width: 50%;">Project Type</td> </tr> <tr> <td><input checked="" type="checkbox"/> Modify Existing</td> <td><input type="checkbox"/> Renewal/ Replacement</td> </tr> <tr> <td><input type="checkbox"/> New Project</td> <td><input checked="" type="checkbox"/> Enhancement/ New</td> </tr> </table>	CIP Status	Project Type	<input checked="" type="checkbox"/> Modify Existing	<input type="checkbox"/> Renewal/ Replacement	<input type="checkbox"/> New Project	<input checked="" type="checkbox"/> Enhancement/ New	
CIP Status	Project Type						
<input checked="" type="checkbox"/> Modify Existing	<input type="checkbox"/> Renewal/ Replacement						
<input type="checkbox"/> New Project	<input checked="" type="checkbox"/> Enhancement/ New						
Operating Budget Impact:							
No additional operating money will be needed for the expansion							
Comments:							
<p>Phase II will allow the city to divert 50,000 tons worth of material from both Class II and Class IV fill areas. Based on current master plans and historic data, Phase II is estimated to extend the life of the landfill by another 2 years. Both phase I and phase II would increase the life of the landfill by a combined 9 years.</p>							

Estimated Project Cost(s)	Prior Years	FY 2024	FY 2025	FY 2026	FY 2027	FY 2028	Future	Total Cost
Planning, Design, & Engineering					300,000			\$ 300,000
Land Acquisition								\$ -
Construction						2,600,000		\$ 2,600,000
Equipment								\$ -
Other								\$ -
Total Project Cost	\$ -	\$ -	\$ -	\$ -	\$ -	\$ 300,000	\$ 2,600,000	\$ -

Project Funding	Prior Years	FY 2024	FY 2025	FY 2026	FY 2027	FY 2028	Future	Total Cost
Arterial Fees								\$ -
Developer Contributions								\$ -
Gas Tax								\$ -
Gas Tax - BAARSA								\$ -
Landfill Revenues					300,000	2,600,000		\$ 2,900,000
Revenue Bond/Loan								\$ -
SID Bond								\$ -
Sidewalk Bond								\$ -
Solid Waste Collection Revenues								\$ -
Storm Drain Assessments								\$ -
Street Maintenance Fees								\$ -
TIFD Revenues								\$ -
Wastewater Revenues								\$ -
Water Revenues								\$ -
Total Project Funding	\$ -	\$ -	\$ -	\$ -	\$ 300,000	\$ 2,600,000	\$ -	\$ 2,900,000


\$ -	\$ -	\$ -	\$ -	\$ -	\$ -	\$ -	\$ -	\$ -
-------------	-------------	-------------	-------------	-------------	-------------	-------------	-------------	-------------

Department: <u>Public Works</u>		FY24 - FY28 CIP	
Project Category: <u>Solid Waste</u>		Project Title: <u>Landfill Master Plan</u>	
Project Description/Location: This will fund a landfill master plan.			
Justification: Regular master plans are integral to good management of infrastructure. The landfill master plan will review the existing system, evaluate potential growth, identify issues, and recommend short term and long term plans. Projects from this master plan will be added to the capital improvement plan for construction. Montana DEQ requires an update of the master plan every 5 years.			
CIP Status <input type="checkbox"/> Modify Existing <input type="checkbox"/> New Project		Project Type <input type="checkbox"/> Renewal/ Replacement <input checked="" type="checkbox"/> Enhancement/ New	
Operating Budget Impact: This will have no impact on our operating budget.		Insert Picture(s) or Map Here	
Comments: Required by MDEQ			

Estimated Project Cost(s)	Prior Years	FY 2024	FY 2025	FY 2026	FY 2027	FY 2028	Future	Total Cost
Planning, Design, & Engineering			95,000					\$ 95,000
Land Acquisition								\$ -
Construction								\$ -
Equipment								\$ -
Other								\$ -
Total Project Cost	\$ -	\$ -	\$ 95,000	\$ -	\$ -	\$ -	\$ -	\$ 95,000

Project Funding	Prior Years	FY 2024	FY 2025	FY 2026	FY 2027	FY 2028	Future	Total Cost
Arterial Fees								\$ -
Developer Contributions								\$ -
Gas Tax								\$ -
Gas Tax - BAARSA								\$ -
Landfill Revenues			95,000					\$ 95,000
Revenue Bond/Loan								\$ -
SID Bond								\$ -
Sidewalk Bond								\$ -
Solid Waste Collection Revenues								\$ -
Storm Drain Assessments								\$ -
Street Maintenance Fees								\$ -
TIFD Revenues								\$ -
Wastewater Revenues								\$ -
Water Revenues								\$ -
Total Project Funding	\$ -	\$ -	\$ 95,000	\$ -	\$ -	\$ -	\$ -	\$ 95,000
	\$ -	\$ -	\$ -	\$ -	\$ -	\$ -	\$ -	\$ -


Department: <u>Public Works</u>	FY24 - FY28 CIP
Project Category: <u>Solid Waste</u>	Project Title: <u>Landfill Secondary Leachate Pond</u>
Project Description/Location: This project will construct a secondary leachate pond at the landfill.	
Justification: The landfill will outgrow the existing leachate pond soon and a second pond is needed to handle the leachate from the landfill. There is currently enough storage to handle a 50 year event, but if there is a large amount of rainfall, the system will overflow because of the extended area that the landfill will be occupying. This project is in the existing Solid Waste master plan.	
CIP Status <input type="checkbox"/> Modify Existing <input type="checkbox"/> New Project	Project Type <input checked="" type="checkbox"/> Renewal/ Replacement <input type="checkbox"/> Enhancement/ New
Operating Budget Impact: There will be no impact on the operating budget.	
Comments: Subtitle D requires MSW landfills to manage and control their leachate.	





Estimated Project Cost(s)	Prior Years	FY 2024	FY 2025	FY 2026	FY 2027	FY 2028	Future	Total Cost
Planning, Design, & Engineering								\$ -
Land Acquisition								\$ -
Construction				285,000				\$ 285,000
Equipment								\$ -
Other								\$ -
Total Project Cost	\$ -	\$ -	\$ -	\$ 285,000	\$ -	\$ -	\$ -	\$ 285,000


Project Funding	Prior Years	FY 2024	FY 2025	FY 2026	FY 2027	FY 2028	Future	Total Cost
Arterial Fees								\$ -
Developer Contributions								\$ -
Gas Tax								\$ -
Gas Tax - BAARSA								\$ -
Landfill Revenues				285,000				\$ 285,000
Revenue Bond/Loan								\$ -
SID Bond								\$ -
Sidewalk Bond								\$ -
Solid Waste Collection Revenues								\$ -
Storm Drain Assessments								\$ -
Street Maintenance Fees								\$ -
TIFD Revenues								\$ -
Wastewater Revenues								\$ -
Water Revenues								\$ -
Total Project Funding	\$ -	\$ -	\$ -	\$ 285,000	\$ -	\$ -	\$ -	\$ 285,000

\$	-	\$	-	\$	-	\$	-	\$	-	\$	-	\$	-
----	---	----	---	----	---	----	---	----	---	----	---	----	---

Department:	<u>Public Works</u>	FY24 - FY28 CIP																																																																																																																																																									
Project Category:	<u>Solid Waste</u>	Project Title: <u>Landfill West Slope Stabilization</u>																																																																																																																																																									
Project Description/Location:																																																																																																																																																											
<p>This project will construct needed slope stabilization above Meadowlark Trailer Park and the storm water pond. The design is slated for FY23 and construction will be in FY24.</p>																																																																																																																																																											
Justification:																																																																																																																																																											
<p>The slope stabilization is needed to help protect the homes to the North of the landfill and to ensure that the water run-off is safe.</p>																																																																																																																																																											
CIP Status <input type="checkbox"/> Modify Existing <input type="checkbox"/> New Project	Project Type <input checked="" type="checkbox"/> Renewal/ Replacement <input type="checkbox"/> Enhancement/ New																																																																																																																																																										
Operating Budget Impact:																																																																																																																																																											
<p>This should have no impact on the operating budget.</p>																																																																																																																																																											
Comments:																																																																																																																																																											
<table border="1" style="width: 100%; border-collapse: collapse; font-size: 0.9em;"> <thead> <tr style="background-color: #e6f2ff;"> <th style="width: 15%;">Estimated Project Cost(s)</th> <th style="width: 10%;">Prior Years</th> <th style="width: 10%;">FY 2024</th> <th style="width: 10%;">FY 2025</th> <th style="width: 10%;">FY 2026</th> <th style="width: 10%;">FY 2027</th> <th style="width: 10%;">FY 2028</th> <th style="width: 10%;">Future</th> <th style="width: 15%;">Total Cost</th> </tr> </thead> <tbody> <tr> <td>Planning, Design, & Engineering</td> <td style="text-align: right;">100,000</td> <td></td> <td></td> <td></td> <td></td> <td></td> <td></td> <td style="text-align: right;">\$ 100,000</td> </tr> <tr> <td>Land Acquisition</td> <td></td> <td></td> <td></td> <td></td> <td></td> <td></td> <td></td> <td style="text-align: right;">\$ -</td> </tr> <tr> <td>Construction</td> <td></td> <td></td> <td></td> <td></td> <td></td> <td></td> <td></td> <td style="text-align: right;">\$ -</td> </tr> <tr> <td>Equipment</td> <td></td> <td style="text-align: right;">900,000</td> <td></td> <td></td> <td></td> <td></td> <td></td> <td style="text-align: right;">\$ 900,000</td> </tr> <tr> <td>Other</td> <td></td> <td></td> <td></td> <td></td> <td></td> <td></td> <td></td> <td style="text-align: right;">\$ -</td> </tr> <tr style="background-color: #e6f2ff;"> <td>Total Project Cost</td> <td style="text-align: right;">\$ 100,000</td> <td style="text-align: right;">\$ 900,000</td> <td style="text-align: right;">\$ -</td> <td style="text-align: right;">\$ -</td> <td style="text-align: right;">\$ -</td> <td style="text-align: right;">\$ -</td> <td style="text-align: right;">\$ -</td> <td style="text-align: right;">\$ 1,000,000</td> </tr> </tbody> </table>			Estimated Project Cost(s)	Prior Years	FY 2024	FY 2025	FY 2026	FY 2027	FY 2028	Future	Total Cost	Planning, Design, & Engineering	100,000							\$ 100,000	Land Acquisition								\$ -	Construction								\$ -	Equipment		900,000						\$ 900,000	Other								\$ -	Total Project Cost	\$ 100,000	\$ 900,000	\$ -	\$ -	\$ -	\$ -	\$ -	\$ 1,000,000																																																																																										
Estimated Project Cost(s)	Prior Years	FY 2024	FY 2025	FY 2026	FY 2027	FY 2028	Future	Total Cost																																																																																																																																																			
Planning, Design, & Engineering	100,000							\$ 100,000																																																																																																																																																			
Land Acquisition								\$ -																																																																																																																																																			
Construction								\$ -																																																																																																																																																			
Equipment		900,000						\$ 900,000																																																																																																																																																			
Other								\$ -																																																																																																																																																			
Total Project Cost	\$ 100,000	\$ 900,000	\$ -	\$ -	\$ -	\$ -	\$ -	\$ 1,000,000																																																																																																																																																			
<table border="1" style="width: 100%; border-collapse: collapse; font-size: 0.9em;"> <thead> <tr style="background-color: #e6f2ff;"> <th style="width: 15%;">Project Funding</th> <th style="width: 10%;">Prior Years</th> <th style="width: 10%;">FY 2024</th> <th style="width: 10%;">FY 2025</th> <th style="width: 10%;">FY 2026</th> <th style="width: 10%;">FY 2027</th> <th style="width: 10%;">FY 2028</th> <th style="width: 10%;">Future</th> <th style="width: 15%;">Total Cost</th> </tr> </thead> <tbody> <tr> <td>Arterial Fees</td> <td></td> <td></td> <td></td> <td></td> <td></td> <td></td> <td></td> <td style="text-align: right;">\$ -</td> </tr> <tr> <td>Developer Contributions</td> <td></td> <td></td> <td></td> <td></td> <td></td> <td></td> <td></td> <td style="text-align: right;">\$ -</td> </tr> <tr> <td>Gas Tax</td> <td></td> <td></td> <td></td> <td></td> <td></td> <td></td> <td></td> <td style="text-align: right;">\$ -</td> </tr> <tr> <td>Gas Tax - BAARSA</td> <td></td> <td></td> <td></td> <td></td> <td></td> <td></td> <td></td> <td style="text-align: right;">\$ -</td> </tr> <tr> <td>Landfill Revenues</td> <td style="text-align: right;">100,000</td> <td style="text-align: right;">900,000</td> <td></td> <td></td> <td></td> <td></td> <td></td> <td style="text-align: right;">\$ 1,000,000</td> </tr> <tr> <td>Revenue Bond/Loan</td> <td></td> <td></td> <td></td> <td></td> <td></td> <td></td> <td></td> <td style="text-align: right;">\$ -</td> </tr> <tr> <td>SID Bond</td> <td></td> <td></td> <td></td> <td></td> <td></td> <td></td> <td></td> <td style="text-align: right;">\$ -</td> </tr> <tr> <td>Sidewalk Bond</td> <td></td> <td></td> <td></td> <td></td> <td></td> <td></td> <td></td> <td style="text-align: right;">\$ -</td> </tr> <tr> <td>Solid Waste Collection Revenues</td> <td></td> <td></td> <td></td> <td></td> <td></td> <td></td> <td></td> <td style="text-align: right;">\$ -</td> </tr> <tr> <td>Storm Drain Assessments</td> <td></td> <td></td> <td></td> <td></td> <td></td> <td></td> <td></td> <td style="text-align: right;">\$ -</td> </tr> <tr> <td>Street Maintenance Fees</td> <td></td> <td></td> <td></td> <td></td> <td></td> <td></td> <td></td> <td style="text-align: right;">\$ -</td> </tr> <tr> <td>TIFD Revenues</td> <td></td> <td></td> <td></td> <td></td> <td></td> <td></td> <td></td> <td style="text-align: right;">\$ -</td> </tr> <tr> <td>Wastewater Revenues</td> <td></td> <td></td> <td></td> <td></td> <td></td> <td></td> <td></td> <td style="text-align: right;">\$ -</td> </tr> <tr> <td>Water Revenues</td> <td></td> <td></td> <td></td> <td></td> <td></td> <td></td> <td></td> <td style="text-align: right;">\$ -</td> </tr> <tr style="background-color: #e6f2ff;"> <td>Total Project Funding</td> <td style="text-align: right;">\$ 100,000</td> <td style="text-align: right;">\$ 900,000</td> <td style="text-align: right;">\$ -</td> <td style="text-align: right;">\$ -</td> <td style="text-align: right;">\$ -</td> <td style="text-align: right;">\$ -</td> <td style="text-align: right;">\$ -</td> <td style="text-align: right;">\$ 1,000,000</td> </tr> <tr style="background-color: #e6f2ff;"> <td></td> <td style="text-align: right;">\$ -</td> <td style="text-align: right;">\$ -</td> <td style="text-align: right;">\$ -</td> <td style="text-align: right;">\$ -</td> <td style="text-align: right;">\$ -</td> <td style="text-align: right;">\$ -</td> <td style="text-align: right;">\$ -</td> <td style="text-align: right;">\$ -</td> </tr> </tbody> </table>			Project Funding	Prior Years	FY 2024	FY 2025	FY 2026	FY 2027	FY 2028	Future	Total Cost	Arterial Fees								\$ -	Developer Contributions								\$ -	Gas Tax								\$ -	Gas Tax - BAARSA								\$ -	Landfill Revenues	100,000	900,000						\$ 1,000,000	Revenue Bond/Loan								\$ -	SID Bond								\$ -	Sidewalk Bond								\$ -	Solid Waste Collection Revenues								\$ -	Storm Drain Assessments								\$ -	Street Maintenance Fees								\$ -	TIFD Revenues								\$ -	Wastewater Revenues								\$ -	Water Revenues								\$ -	Total Project Funding	\$ 100,000	\$ 900,000	\$ -	\$ -	\$ -	\$ -	\$ -	\$ 1,000,000		\$ -	\$ -	\$ -	\$ -	\$ -	\$ -	\$ -	\$ -
Project Funding	Prior Years	FY 2024	FY 2025	FY 2026	FY 2027	FY 2028	Future	Total Cost																																																																																																																																																			
Arterial Fees								\$ -																																																																																																																																																			
Developer Contributions								\$ -																																																																																																																																																			
Gas Tax								\$ -																																																																																																																																																			
Gas Tax - BAARSA								\$ -																																																																																																																																																			
Landfill Revenues	100,000	900,000						\$ 1,000,000																																																																																																																																																			
Revenue Bond/Loan								\$ -																																																																																																																																																			
SID Bond								\$ -																																																																																																																																																			
Sidewalk Bond								\$ -																																																																																																																																																			
Solid Waste Collection Revenues								\$ -																																																																																																																																																			
Storm Drain Assessments								\$ -																																																																																																																																																			
Street Maintenance Fees								\$ -																																																																																																																																																			
TIFD Revenues								\$ -																																																																																																																																																			
Wastewater Revenues								\$ -																																																																																																																																																			
Water Revenues								\$ -																																																																																																																																																			
Total Project Funding	\$ 100,000	\$ 900,000	\$ -	\$ -	\$ -	\$ -	\$ -	\$ 1,000,000																																																																																																																																																			
	\$ -	\$ -	\$ -	\$ -	\$ -	\$ -	\$ -	\$ -																																																																																																																																																			


Department: <u>Public Works</u>		FY24 - FY28 CIP																																																																																																																																																	
Project Category: <u>Storm</u>		Project Title: <u>Annual Culvert Project</u>																																																																																																																																																	
Project Description/Location: <p>This is an annual project to replace aging culverts.</p>																																																																																																																																																			
Justification: <p>Culverts have been in place for many years under streets where they cross ditches and drains. It is important to have a regular replacement program to replace the culverts before they fail.</p>																																																																																																																																																			
CIP Status <input checked="" type="checkbox"/> Modify Existing <input type="checkbox"/> New Project		Project Type <input checked="" type="checkbox"/> Renewal/ Replacement <input type="checkbox"/> Enhancement/ New																																																																																																																																																	
Operating Budget Impact: <p>Negligible</p>																																																																																																																																																			
Comments:																																																																																																																																																			
<table border="1" style="width: 100%; border-collapse: collapse;"> <thead> <tr> <th>Estimated Project Cost(s)</th> <th>Prior Years</th> <th>FY 2024</th> <th>FY 2025</th> <th>FY 2026</th> <th>FY 2027</th> <th>FY 2028</th> <th>Future</th> <th>Total Cost</th> </tr> </thead> <tbody> <tr> <td>Planning, Design, & Engineering</td> <td></td> <td>10,500</td> <td>10,800</td> <td>11,100</td> <td>11,500</td> <td>11,950</td> <td></td> <td>\$ 55,850</td> </tr> <tr> <td>Land Acquisition</td> <td></td> <td></td> <td></td> <td></td> <td></td> <td></td> <td></td> <td>\$ -</td> </tr> <tr> <td>Construction</td> <td></td> <td>149,500</td> <td>154,200</td> <td>158,900</td> <td>164,500</td> <td>171,100</td> <td></td> <td>\$ 798,200</td> </tr> <tr> <td>Equipment</td> <td></td> <td></td> <td></td> <td></td> <td></td> <td></td> <td></td> <td>\$ -</td> </tr> <tr> <td>Other</td> <td></td> <td></td> <td></td> <td></td> <td></td> <td></td> <td></td> <td>\$ -</td> </tr> <tr> <td>Total Project Cost</td> <td>\$ -</td> <td>\$ 160,000</td> <td>\$ 165,000</td> <td>\$ 170,000</td> <td>\$ 176,000</td> <td>\$ 183,050</td> <td>\$ -</td> <td>\$ 854,050</td> </tr> </tbody> </table>				Estimated Project Cost(s)	Prior Years	FY 2024	FY 2025	FY 2026	FY 2027	FY 2028	Future	Total Cost	Planning, Design, & Engineering		10,500	10,800	11,100	11,500	11,950		\$ 55,850	Land Acquisition								\$ -	Construction		149,500	154,200	158,900	164,500	171,100		\$ 798,200	Equipment								\$ -	Other								\$ -	Total Project Cost	\$ -	\$ 160,000	\$ 165,000	\$ 170,000	\$ 176,000	\$ 183,050	\$ -	\$ 854,050																																																																																	
Estimated Project Cost(s)	Prior Years	FY 2024	FY 2025	FY 2026	FY 2027	FY 2028	Future	Total Cost																																																																																																																																											
Planning, Design, & Engineering		10,500	10,800	11,100	11,500	11,950		\$ 55,850																																																																																																																																											
Land Acquisition								\$ -																																																																																																																																											
Construction		149,500	154,200	158,900	164,500	171,100		\$ 798,200																																																																																																																																											
Equipment								\$ -																																																																																																																																											
Other								\$ -																																																																																																																																											
Total Project Cost	\$ -	\$ 160,000	\$ 165,000	\$ 170,000	\$ 176,000	\$ 183,050	\$ -	\$ 854,050																																																																																																																																											
<table border="1" style="width: 100%; border-collapse: collapse;"> <thead> <tr> <th>Project Funding</th> <th>Prior Years</th> <th>FY 2024</th> <th>FY 2025</th> <th>FY 2026</th> <th>FY 2027</th> <th>FY 2028</th> <th>Future</th> <th>Total Cost</th> </tr> </thead> <tbody> <tr> <td>Arterial Fees</td> <td></td> <td></td> <td></td> <td></td> <td></td> <td></td> <td></td> <td>\$ -</td> </tr> <tr> <td>Developer Contributions</td> <td></td> <td></td> <td></td> <td></td> <td></td> <td></td> <td></td> <td>\$ -</td> </tr> <tr> <td>Gas Tax</td> <td></td> <td></td> <td></td> <td></td> <td></td> <td></td> <td></td> <td>\$ -</td> </tr> <tr> <td>Gas Tax - BAARSA</td> <td></td> <td></td> <td></td> <td></td> <td></td> <td></td> <td></td> <td>\$ -</td> </tr> <tr> <td>Landfill Revenues</td> <td></td> <td></td> <td></td> <td></td> <td></td> <td></td> <td></td> <td>\$ -</td> </tr> <tr> <td>Revenue Bond/Loan</td> <td></td> <td></td> <td></td> <td></td> <td></td> <td></td> <td></td> <td>\$ -</td> </tr> <tr> <td>SID Bond</td> <td></td> <td></td> <td></td> <td></td> <td></td> <td></td> <td></td> <td>\$ -</td> </tr> <tr> <td>Sidewalk Bond</td> <td></td> <td></td> <td></td> <td></td> <td></td> <td></td> <td></td> <td>\$ -</td> </tr> <tr> <td>Solid Waste Collection Revenues</td> <td></td> <td></td> <td></td> <td></td> <td></td> <td></td> <td></td> <td>\$ -</td> </tr> <tr> <td>Storm Drain Assessments</td> <td></td> <td>160,000</td> <td>165,000</td> <td>170,000</td> <td>176,000</td> <td>183,000</td> <td></td> <td>\$ 854,000</td> </tr> <tr> <td>Street Maintenance Fees</td> <td></td> <td></td> <td></td> <td></td> <td></td> <td></td> <td></td> <td>\$ -</td> </tr> <tr> <td>TIFD Revenues</td> <td></td> <td></td> <td></td> <td></td> <td></td> <td></td> <td></td> <td>\$ -</td> </tr> <tr> <td>Wastewater Revenues</td> <td></td> <td></td> <td></td> <td></td> <td></td> <td></td> <td></td> <td>\$ -</td> </tr> <tr> <td>Water Revenues</td> <td></td> <td></td> <td></td> <td></td> <td></td> <td></td> <td></td> <td>\$ -</td> </tr> <tr> <td>Total Project Funding</td> <td>\$ -</td> <td>\$ 160,000</td> <td>\$ 165,000</td> <td>\$ 170,000</td> <td>\$ 176,000</td> <td>\$ 183,000</td> <td>\$ -</td> <td>\$ 854,000</td> </tr> </tbody> </table>				Project Funding	Prior Years	FY 2024	FY 2025	FY 2026	FY 2027	FY 2028	Future	Total Cost	Arterial Fees								\$ -	Developer Contributions								\$ -	Gas Tax								\$ -	Gas Tax - BAARSA								\$ -	Landfill Revenues								\$ -	Revenue Bond/Loan								\$ -	SID Bond								\$ -	Sidewalk Bond								\$ -	Solid Waste Collection Revenues								\$ -	Storm Drain Assessments		160,000	165,000	170,000	176,000	183,000		\$ 854,000	Street Maintenance Fees								\$ -	TIFD Revenues								\$ -	Wastewater Revenues								\$ -	Water Revenues								\$ -	Total Project Funding	\$ -	\$ 160,000	\$ 165,000	\$ 170,000	\$ 176,000	\$ 183,000	\$ -	\$ 854,000
Project Funding	Prior Years	FY 2024	FY 2025	FY 2026	FY 2027	FY 2028	Future	Total Cost																																																																																																																																											
Arterial Fees								\$ -																																																																																																																																											
Developer Contributions								\$ -																																																																																																																																											
Gas Tax								\$ -																																																																																																																																											
Gas Tax - BAARSA								\$ -																																																																																																																																											
Landfill Revenues								\$ -																																																																																																																																											
Revenue Bond/Loan								\$ -																																																																																																																																											
SID Bond								\$ -																																																																																																																																											
Sidewalk Bond								\$ -																																																																																																																																											
Solid Waste Collection Revenues								\$ -																																																																																																																																											
Storm Drain Assessments		160,000	165,000	170,000	176,000	183,000		\$ 854,000																																																																																																																																											
Street Maintenance Fees								\$ -																																																																																																																																											
TIFD Revenues								\$ -																																																																																																																																											
Wastewater Revenues								\$ -																																																																																																																																											
Water Revenues								\$ -																																																																																																																																											
Total Project Funding	\$ -	\$ 160,000	\$ 165,000	\$ 170,000	\$ 176,000	\$ 183,000	\$ -	\$ 854,000																																																																																																																																											

Department: <u>Public Works</u>		FY24 - FY28 CIP																																																																																																																																																	
Project Category: <u>Storm</u>		Project Title: <u>Annual Storm Drainage Intersection Trouble Spot Project</u>																																																																																																																																																	
Project Description/Location: This is an annual project for intersections with drainage problems as determined by staff and public comment.																																																																																																																																																			
Justification: There are several areas in the city that experience localized flooding issues during some storm events. This project is intended to fix the small, localized problems using valley gutters, additional inlets, small areas of pipe extensions, outfalls for detention areas, and other methods. Without this project, localized storm drainage issues will not be addressed.																																																																																																																																																			
CIP Status <input checked="" type="checkbox"/> Modify Existing <input type="checkbox"/> New Project		Project Type <input checked="" type="checkbox"/> Renewal/ Replacement <input type="checkbox"/> Enhancement/ New																																																																																																																																																	
Operating Budget Impact: Improvements to storm problem areas will reduce the resources needed to address these issues on an ongoing basis.																																																																																																																																																			
Comments: Design and construction management will be done in-house.																																																																																																																																																			
<table border="1" style="width: 100%; border-collapse: collapse;"> <thead> <tr> <th>Estimated Project Cost(s)</th> <th>Prior Years</th> <th>FY 2024</th> <th>FY 2025</th> <th>FY 2026</th> <th>FY 2027</th> <th>FY 2028</th> <th>Future</th> <th>Total Cost</th> </tr> </thead> <tbody> <tr> <td>Planning, Design, & Engineering</td> <td></td> <td>10,500</td> <td>10,800</td> <td>11,100</td> <td>11,500</td> <td>11,900</td> <td></td> <td>\$ 55,800</td> </tr> <tr> <td>Land Acquisition</td> <td></td> <td></td> <td></td> <td></td> <td></td> <td></td> <td></td> <td>\$ -</td> </tr> <tr> <td>Construction</td> <td></td> <td>149,500</td> <td>154,200</td> <td>158,900</td> <td>164,500</td> <td>171,100</td> <td></td> <td>\$ 798,200</td> </tr> <tr> <td>Equipment</td> <td></td> <td></td> <td></td> <td></td> <td></td> <td></td> <td></td> <td>\$ -</td> </tr> <tr> <td>Other</td> <td></td> <td></td> <td></td> <td></td> <td></td> <td></td> <td></td> <td>\$ -</td> </tr> <tr> <td>Total Project Cost</td> <td>\$ -</td> <td>\$ 160,000</td> <td>\$ 165,000</td> <td>\$ 170,000</td> <td>\$ 176,000</td> <td>\$ 183,000</td> <td>\$ -</td> <td>\$ 854,000</td> </tr> </tbody> </table>				Estimated Project Cost(s)	Prior Years	FY 2024	FY 2025	FY 2026	FY 2027	FY 2028	Future	Total Cost	Planning, Design, & Engineering		10,500	10,800	11,100	11,500	11,900		\$ 55,800	Land Acquisition								\$ -	Construction		149,500	154,200	158,900	164,500	171,100		\$ 798,200	Equipment								\$ -	Other								\$ -	Total Project Cost	\$ -	\$ 160,000	\$ 165,000	\$ 170,000	\$ 176,000	\$ 183,000	\$ -	\$ 854,000																																																																																	
Estimated Project Cost(s)	Prior Years	FY 2024	FY 2025	FY 2026	FY 2027	FY 2028	Future	Total Cost																																																																																																																																											
Planning, Design, & Engineering		10,500	10,800	11,100	11,500	11,900		\$ 55,800																																																																																																																																											
Land Acquisition								\$ -																																																																																																																																											
Construction		149,500	154,200	158,900	164,500	171,100		\$ 798,200																																																																																																																																											
Equipment								\$ -																																																																																																																																											
Other								\$ -																																																																																																																																											
Total Project Cost	\$ -	\$ 160,000	\$ 165,000	\$ 170,000	\$ 176,000	\$ 183,000	\$ -	\$ 854,000																																																																																																																																											
<table border="1" style="width: 100%; border-collapse: collapse;"> <thead> <tr> <th>Project Funding</th> <th>Prior Years</th> <th>FY 2024</th> <th>FY 2025</th> <th>FY 2026</th> <th>FY 2027</th> <th>FY 2028</th> <th>Future</th> <th>Total Cost</th> </tr> </thead> <tbody> <tr> <td>Arterial Fees</td> <td></td> <td></td> <td></td> <td></td> <td></td> <td></td> <td></td> <td>\$ -</td> </tr> <tr> <td>Developer Contributions</td> <td></td> <td></td> <td></td> <td></td> <td></td> <td></td> <td></td> <td>\$ -</td> </tr> <tr> <td>Gas Tax</td> <td></td> <td></td> <td></td> <td></td> <td></td> <td></td> <td></td> <td>\$ -</td> </tr> <tr> <td>Gas Tax - BAARSA</td> <td></td> <td></td> <td></td> <td></td> <td></td> <td></td> <td></td> <td>\$ -</td> </tr> <tr> <td>Landfill Revenues</td> <td></td> <td></td> <td></td> <td></td> <td></td> <td></td> <td></td> <td>\$ -</td> </tr> <tr> <td>Revenue Bond/Loan</td> <td></td> <td></td> <td></td> <td></td> <td></td> <td></td> <td></td> <td>\$ -</td> </tr> <tr> <td>SID Bond</td> <td></td> <td></td> <td></td> <td></td> <td></td> <td></td> <td></td> <td>\$ -</td> </tr> <tr> <td>Sidewalk Bond</td> <td></td> <td></td> <td></td> <td></td> <td></td> <td></td> <td></td> <td>\$ -</td> </tr> <tr> <td>Solid Waste Collection Revenues</td> <td></td> <td></td> <td></td> <td></td> <td></td> <td></td> <td></td> <td>\$ -</td> </tr> <tr> <td>Storm Drain Assessments</td> <td></td> <td>160,000</td> <td>165,000</td> <td>170,000</td> <td>176,000</td> <td>183,000</td> <td></td> <td>\$ 854,000</td> </tr> <tr> <td>Street Maintenance Fees</td> <td></td> <td></td> <td></td> <td></td> <td></td> <td></td> <td></td> <td>\$ -</td> </tr> <tr> <td>TIFD Revenues</td> <td></td> <td></td> <td></td> <td></td> <td></td> <td></td> <td></td> <td>\$ -</td> </tr> <tr> <td>Wastewater Revenues</td> <td></td> <td></td> <td></td> <td></td> <td></td> <td></td> <td></td> <td>\$ -</td> </tr> <tr> <td>Water Revenues</td> <td></td> <td></td> <td></td> <td></td> <td></td> <td></td> <td></td> <td>\$ -</td> </tr> <tr> <td>Total Project Funding</td> <td>\$ -</td> <td>\$ 160,000</td> <td>\$ 165,000</td> <td>\$ 170,000</td> <td>\$ 176,000</td> <td>\$ 183,000</td> <td>\$ -</td> <td>\$ 854,000</td> </tr> </tbody> </table>				Project Funding	Prior Years	FY 2024	FY 2025	FY 2026	FY 2027	FY 2028	Future	Total Cost	Arterial Fees								\$ -	Developer Contributions								\$ -	Gas Tax								\$ -	Gas Tax - BAARSA								\$ -	Landfill Revenues								\$ -	Revenue Bond/Loan								\$ -	SID Bond								\$ -	Sidewalk Bond								\$ -	Solid Waste Collection Revenues								\$ -	Storm Drain Assessments		160,000	165,000	170,000	176,000	183,000		\$ 854,000	Street Maintenance Fees								\$ -	TIFD Revenues								\$ -	Wastewater Revenues								\$ -	Water Revenues								\$ -	Total Project Funding	\$ -	\$ 160,000	\$ 165,000	\$ 170,000	\$ 176,000	\$ 183,000	\$ -	\$ 854,000
Project Funding	Prior Years	FY 2024	FY 2025	FY 2026	FY 2027	FY 2028	Future	Total Cost																																																																																																																																											
Arterial Fees								\$ -																																																																																																																																											
Developer Contributions								\$ -																																																																																																																																											
Gas Tax								\$ -																																																																																																																																											
Gas Tax - BAARSA								\$ -																																																																																																																																											
Landfill Revenues								\$ -																																																																																																																																											
Revenue Bond/Loan								\$ -																																																																																																																																											
SID Bond								\$ -																																																																																																																																											
Sidewalk Bond								\$ -																																																																																																																																											
Solid Waste Collection Revenues								\$ -																																																																																																																																											
Storm Drain Assessments		160,000	165,000	170,000	176,000	183,000		\$ 854,000																																																																																																																																											
Street Maintenance Fees								\$ -																																																																																																																																											
TIFD Revenues								\$ -																																																																																																																																											
Wastewater Revenues								\$ -																																																																																																																																											
Water Revenues								\$ -																																																																																																																																											
Total Project Funding	\$ -	\$ 160,000	\$ 165,000	\$ 170,000	\$ 176,000	\$ 183,000	\$ -	\$ 854,000																																																																																																																																											


Department: <u>Public Works</u>		FY24 - FY28 CIP	
Project Category: <u>Storm</u>		Project Title: <u>Annual Storm Sewer Rehabilitation Program</u>	
Project Description/Location:			
<p>The storm drain system is being evaluated for condition and areas of concern will be repaired or replaced under this program.</p>			
Justification:			
<p>The storm drain system is aging and in need of additional work beyond regular maintenance in some areas. The entire system is being tv'd and areas of concern will be repaired or replaced. Without this program, the efficiency of the storm drainage system will be reduced due to areas of obstructions within the system.</p>			
CIP Status <input checked="" type="checkbox"/> Modify Existing <input type="checkbox"/> New Project		Project Type <input checked="" type="checkbox"/> Renewal/ Replacement <input type="checkbox"/> Enhancement/ New	
Operating Budget Impact:			
<p>Reduced O&M time due to fixing issues.</p>			
Comments:			
<p>The engineering and construction management will be done in house if staff time permits.</p>			

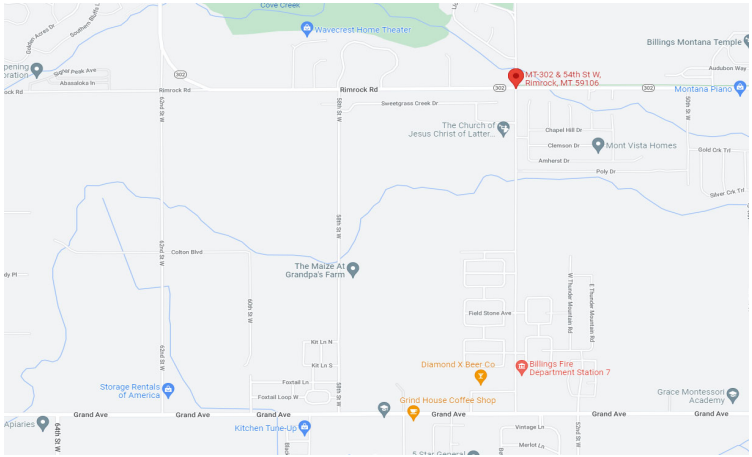
Estimated Project Cost(s)	Prior Years	FY 2024	FY 2025	FY 2026	FY 2027	FY 2028	Future	Total Cost
Planning, Design, & Engineering		16,100	16,600	17,100	17,700	18,400		\$ 85,900
Land Acquisition								\$ -
Construction		345,900	358,400	370,900	384,300	396,600		\$ 1,856,100
Equipment								\$ -
Other								\$ -
Total Project Cost	\$ -	\$ 362,000	\$ 375,000	\$ 388,000	\$ 402,000	\$ 415,000	\$ -	\$ 1,942,000


Project Funding	Prior Years	FY 2024	FY 2025	FY 2026	FY 2027	FY 2028	Future	Total Cost
Arterial Fees								\$ -
Developer Contributions								\$ -
Gas Tax								\$ -
Gas Tax - BAARSA								\$ -
Landfill Revenues								\$ -
Revenue Bond/Loan								\$ -
SID Bond								\$ -
Sidewalk Bond								\$ -
Solid Waste Collection Revenues								\$ -
Storm Drain Assessments		362,000	375,000	388,000	402,000	415,000		\$ 1,942,000
Street Maintenance Fees								\$ -
TIFD Revenues								\$ -
Wastewater Revenues								\$ -
Water Revenues								\$ -
Total Project Funding	\$ -	\$ 362,000	\$ 375,000	\$ 388,000	\$ 402,000	\$ 415,000	\$ -	\$ 1,942,000

Department: <u>Public Works</u>		FY24 - FY28 CIP																																																																																																																																																	
Project Category: <u>Storm</u>		Project Title: <u>Babcock Boulevard Storm</u>																																																																																																																																																	
Project Description/Location:																																																																																																																																																			
<p>This project is for regional improvements to the storm drain system as identified in the stormwater master plan.</p>																																																																																																																																																			
Justification:																																																																																																																																																			
<p>The storm drain system throughout Billings is in need of projects to accommodate the storms that are experienced. This project will install large trunk mains, regional detention areas, improvements to river outfalls, and other necessary improvements. Staff has developed a priority plan for these projects but if development occurs differently than anticipated or if we experience issues at locations that are currently unknown to have problems due to failure or another reason, the order of projects may change. The project anticipated to be the highest priority in FY27 is extension of storm drain mains in and around Babcock Boulevard.</p>																																																																																																																																																			
CIP Status <input checked="" type="checkbox"/> Modify Existing <input type="checkbox"/> New Project		Project Type <input type="checkbox"/> Renewal/ Replacement <input checked="" type="checkbox"/> Enhancement/ New																																																																																																																																																	
Operating Budget Impact:																																																																																																																																																			
<p>Additional storm drainage facilities will require regular O&M.</p>																																																																																																																																																			
Comments:																																																																																																																																																			
<table border="1" style="width: 100%; border-collapse: collapse;"> <thead> <tr> <th style="text-align: left;">Estimated Project Cost(s)</th> <th style="text-align: center;">Prior Years</th> <th style="text-align: center;">FY 2024</th> <th style="text-align: center;">FY 2025</th> <th style="text-align: center;">FY 2026</th> <th style="text-align: center;">FY 2027</th> <th style="text-align: center;">FY 2028</th> <th style="text-align: center;">Future</th> <th style="text-align: center;">Total Cost</th> </tr> </thead> <tbody> <tr> <td>Planning, Design, & Engineering</td> <td></td> <td></td> <td style="text-align: center;">250,000</td> <td></td> <td></td> <td></td> <td></td> <td style="text-align: right;">\$ 250,000</td> </tr> <tr> <td>Land Acquisition</td> <td></td> <td></td> <td></td> <td></td> <td></td> <td></td> <td></td> <td style="text-align: right;">\$ -</td> </tr> <tr> <td>Construction</td> <td></td> <td></td> <td></td> <td style="text-align: center;">2,250,000</td> <td></td> <td></td> <td></td> <td style="text-align: right;">\$ 2,250,000</td> </tr> <tr> <td>Equipment</td> <td></td> <td></td> <td></td> <td></td> <td></td> <td></td> <td></td> <td style="text-align: right;">\$ -</td> </tr> <tr> <td>Other</td> <td></td> <td></td> <td></td> <td></td> <td></td> <td></td> <td></td> <td style="text-align: right;">\$ -</td> </tr> <tr> <td>Total Project Cost</td> <td style="text-align: right;">\$ -</td> <td style="text-align: right;">\$ -</td> <td style="text-align: right;">\$ 250,000</td> <td style="text-align: right;">\$ 2,250,000</td> <td style="text-align: right;">\$ -</td> <td style="text-align: right;">\$ -</td> <td style="text-align: right;">\$ -</td> <td style="text-align: right;">\$ 2,500,000</td> </tr> </tbody> </table>				Estimated Project Cost(s)	Prior Years	FY 2024	FY 2025	FY 2026	FY 2027	FY 2028	Future	Total Cost	Planning, Design, & Engineering			250,000					\$ 250,000	Land Acquisition								\$ -	Construction				2,250,000				\$ 2,250,000	Equipment								\$ -	Other								\$ -	Total Project Cost	\$ -	\$ -	\$ 250,000	\$ 2,250,000	\$ -	\$ -	\$ -	\$ 2,500,000																																																																																	
Estimated Project Cost(s)	Prior Years	FY 2024	FY 2025	FY 2026	FY 2027	FY 2028	Future	Total Cost																																																																																																																																											
Planning, Design, & Engineering			250,000					\$ 250,000																																																																																																																																											
Land Acquisition								\$ -																																																																																																																																											
Construction				2,250,000				\$ 2,250,000																																																																																																																																											
Equipment								\$ -																																																																																																																																											
Other								\$ -																																																																																																																																											
Total Project Cost	\$ -	\$ -	\$ 250,000	\$ 2,250,000	\$ -	\$ -	\$ -	\$ 2,500,000																																																																																																																																											
<table border="1" style="width: 100%; border-collapse: collapse;"> <thead> <tr> <th style="text-align: left;">Project Funding</th> <th style="text-align: center;">Prior Years</th> <th style="text-align: center;">FY 2024</th> <th style="text-align: center;">FY 2025</th> <th style="text-align: center;">FY 2026</th> <th style="text-align: center;">FY 2027</th> <th style="text-align: center;">FY 2028</th> <th style="text-align: center;">Future</th> <th style="text-align: center;">Total Cost</th> </tr> </thead> <tbody> <tr> <td>Arterial Fees</td> <td></td> <td></td> <td></td> <td></td> <td></td> <td></td> <td></td> <td style="text-align: right;">\$ -</td> </tr> <tr> <td>Developer Contributions</td> <td></td> <td></td> <td></td> <td></td> <td></td> <td></td> <td></td> <td style="text-align: right;">\$ -</td> </tr> <tr> <td>Gas Tax</td> <td></td> <td></td> <td></td> <td></td> <td></td> <td></td> <td></td> <td style="text-align: right;">\$ -</td> </tr> <tr> <td>Gas Tax - BAARSA</td> <td></td> <td></td> <td></td> <td></td> <td></td> <td></td> <td></td> <td style="text-align: right;">\$ -</td> </tr> <tr> <td>Landfill Revenues</td> <td></td> <td></td> <td></td> <td></td> <td></td> <td></td> <td></td> <td style="text-align: right;">\$ -</td> </tr> <tr> <td>Revenue Bond/Loan</td> <td></td> <td></td> <td></td> <td></td> <td></td> <td></td> <td></td> <td style="text-align: right;">\$ -</td> </tr> <tr> <td>SID Bond</td> <td></td> <td></td> <td></td> <td></td> <td></td> <td></td> <td></td> <td style="text-align: right;">\$ -</td> </tr> <tr> <td>Sidewalk Bond</td> <td></td> <td></td> <td></td> <td></td> <td></td> <td></td> <td></td> <td style="text-align: right;">\$ -</td> </tr> <tr> <td>Solid Waste Collection Revenues</td> <td></td> <td></td> <td></td> <td></td> <td></td> <td></td> <td></td> <td style="text-align: right;">\$ -</td> </tr> <tr> <td>Storm Drain Assessments</td> <td></td> <td></td> <td style="text-align: center;">250,000</td> <td style="text-align: center;">2,250,000</td> <td></td> <td></td> <td></td> <td style="text-align: right;">\$ 2,500,000</td> </tr> <tr> <td>Street Maintenance Fees</td> <td></td> <td></td> <td></td> <td></td> <td></td> <td></td> <td></td> <td style="text-align: right;">\$ -</td> </tr> <tr> <td>TIFD Revenues</td> <td></td> <td></td> <td></td> <td></td> <td></td> <td></td> <td></td> <td style="text-align: right;">\$ -</td> </tr> <tr> <td>Wastewater Revenues</td> <td></td> <td></td> <td></td> <td></td> <td></td> <td></td> <td></td> <td style="text-align: right;">\$ -</td> </tr> <tr> <td>Water Revenues</td> <td></td> <td></td> <td></td> <td></td> <td></td> <td></td> <td></td> <td style="text-align: right;">\$ -</td> </tr> <tr> <td>Total Project Funding</td> <td style="text-align: right;">\$ -</td> <td style="text-align: right;">\$ -</td> <td style="text-align: right;">\$ 250,000</td> <td style="text-align: right;">\$ 2,250,000</td> <td style="text-align: right;">\$ -</td> <td style="text-align: right;">\$ -</td> <td style="text-align: right;">\$ -</td> <td style="text-align: right;">\$ 2,500,000</td> </tr> </tbody> </table>				Project Funding	Prior Years	FY 2024	FY 2025	FY 2026	FY 2027	FY 2028	Future	Total Cost	Arterial Fees								\$ -	Developer Contributions								\$ -	Gas Tax								\$ -	Gas Tax - BAARSA								\$ -	Landfill Revenues								\$ -	Revenue Bond/Loan								\$ -	SID Bond								\$ -	Sidewalk Bond								\$ -	Solid Waste Collection Revenues								\$ -	Storm Drain Assessments			250,000	2,250,000				\$ 2,500,000	Street Maintenance Fees								\$ -	TIFD Revenues								\$ -	Wastewater Revenues								\$ -	Water Revenues								\$ -	Total Project Funding	\$ -	\$ -	\$ 250,000	\$ 2,250,000	\$ -	\$ -	\$ -	\$ 2,500,000
Project Funding	Prior Years	FY 2024	FY 2025	FY 2026	FY 2027	FY 2028	Future	Total Cost																																																																																																																																											
Arterial Fees								\$ -																																																																																																																																											
Developer Contributions								\$ -																																																																																																																																											
Gas Tax								\$ -																																																																																																																																											
Gas Tax - BAARSA								\$ -																																																																																																																																											
Landfill Revenues								\$ -																																																																																																																																											
Revenue Bond/Loan								\$ -																																																																																																																																											
SID Bond								\$ -																																																																																																																																											
Sidewalk Bond								\$ -																																																																																																																																											
Solid Waste Collection Revenues								\$ -																																																																																																																																											
Storm Drain Assessments			250,000	2,250,000				\$ 2,500,000																																																																																																																																											
Street Maintenance Fees								\$ -																																																																																																																																											
TIFD Revenues								\$ -																																																																																																																																											
Wastewater Revenues								\$ -																																																																																																																																											
Water Revenues								\$ -																																																																																																																																											
Total Project Funding	\$ -	\$ -	\$ 250,000	\$ 2,250,000	\$ -	\$ -	\$ -	\$ 2,500,000																																																																																																																																											

Department: <u>Public Works</u>		FY24 - FY28 CIP																																																																																																																																																	
Project Category: <u>Storm</u>		Project Title: <u>Cove Creek/ Little Cove Creek Study</u>																																																																																																																																																	
Project Description/Location: <p>This project is for improvements to regional West Billings flooding as identified by City-County Planning.</p>																																																																																																																																																			
Justification: <p>This project was identified by the City-County Planning flood mitigation study. This project contemplates a regional stormwater detention northwest of Rimrock road and 80th Street West and regional detention along Cove Creek, generally west of Ironwood Subdivision. The project would provide conceptual design of west Billings flood mitigation.</p>																																																																																																																																																			
CIP Status <input type="checkbox"/> Modify Existing <input checked="" type="checkbox"/> New Project		Project Type <input type="checkbox"/> Renewal/ Replacement <input checked="" type="checkbox"/> Enhancement/ New																																																																																																																																																	
Operating Budget Impact: <p>None.</p>		Insert Picture(s) or Map Here																																																																																																																																																	
Comments:																																																																																																																																																			
<table border="1" style="width: 100%; border-collapse: collapse; font-size: 10px;"> <thead> <tr style="background-color: #D9E1F2;"> <th>Estimated Project Cost(s)</th> <th>Prior Years</th> <th>FY 2024</th> <th>FY 2025</th> <th>FY 2026</th> <th>FY 2027</th> <th>FY 2028</th> <th>Future</th> <th>Total Cost</th> </tr> </thead> <tbody> <tr> <td>Planning, Design, & Engineering</td> <td></td> <td style="text-align: right;">280,000</td> <td></td> <td></td> <td></td> <td></td> <td></td> <td style="text-align: right;">\$ 280,000</td> </tr> <tr> <td>Land Acquisition</td> <td></td> <td></td> <td></td> <td></td> <td></td> <td></td> <td></td> <td style="text-align: right;">\$ -</td> </tr> <tr> <td>Construction</td> <td></td> <td></td> <td></td> <td></td> <td></td> <td></td> <td></td> <td style="text-align: right;">\$ -</td> </tr> <tr> <td>Equipment</td> <td></td> <td></td> <td></td> <td></td> <td></td> <td></td> <td></td> <td style="text-align: right;">\$ -</td> </tr> <tr> <td>Other</td> <td></td> <td></td> <td></td> <td></td> <td></td> <td></td> <td></td> <td style="text-align: right;">\$ -</td> </tr> <tr style="background-color: #D9E1F2;"> <td>Total Project Cost</td> <td style="text-align: right;">\$ -</td> <td style="text-align: right;">\$ 280,000</td> <td style="text-align: right;">\$ -</td> <td style="text-align: right;">\$ -</td> <td style="text-align: right;">\$ -</td> <td style="text-align: right;">\$ -</td> <td style="text-align: right;">\$ -</td> <td style="text-align: right;">\$ 280,000</td> </tr> </tbody> </table>				Estimated Project Cost(s)	Prior Years	FY 2024	FY 2025	FY 2026	FY 2027	FY 2028	Future	Total Cost	Planning, Design, & Engineering		280,000						\$ 280,000	Land Acquisition								\$ -	Construction								\$ -	Equipment								\$ -	Other								\$ -	Total Project Cost	\$ -	\$ 280,000	\$ -	\$ -	\$ -	\$ -	\$ -	\$ 280,000																																																																																	
Estimated Project Cost(s)	Prior Years	FY 2024	FY 2025	FY 2026	FY 2027	FY 2028	Future	Total Cost																																																																																																																																											
Planning, Design, & Engineering		280,000						\$ 280,000																																																																																																																																											
Land Acquisition								\$ -																																																																																																																																											
Construction								\$ -																																																																																																																																											
Equipment								\$ -																																																																																																																																											
Other								\$ -																																																																																																																																											
Total Project Cost	\$ -	\$ 280,000	\$ -	\$ -	\$ -	\$ -	\$ -	\$ 280,000																																																																																																																																											
<table border="1" style="width: 100%; border-collapse: collapse; font-size: 10px;"> <thead> <tr style="background-color: #D9E1F2;"> <th>Project Funding</th> <th>Prior Years</th> <th>FY 2024</th> <th>FY 2025</th> <th>FY 2026</th> <th>FY 2027</th> <th>FY 2028</th> <th>Future</th> <th>Total Cost</th> </tr> </thead> <tbody> <tr> <td>Arterial Fees</td> <td></td> <td></td> <td></td> <td></td> <td></td> <td></td> <td></td> <td style="text-align: right;">\$ -</td> </tr> <tr> <td>Developer Contributions</td> <td></td> <td></td> <td></td> <td></td> <td></td> <td></td> <td></td> <td style="text-align: right;">\$ -</td> </tr> <tr> <td>Gas Tax</td> <td></td> <td></td> <td></td> <td></td> <td></td> <td></td> <td></td> <td style="text-align: right;">\$ -</td> </tr> <tr> <td>Gas Tax - BAARSA</td> <td></td> <td></td> <td></td> <td></td> <td></td> <td></td> <td></td> <td style="text-align: right;">\$ -</td> </tr> <tr> <td>Landfill Revenues</td> <td></td> <td></td> <td></td> <td></td> <td></td> <td></td> <td></td> <td style="text-align: right;">\$ -</td> </tr> <tr> <td>Revenue Bond/Loan</td> <td></td> <td></td> <td></td> <td></td> <td></td> <td></td> <td></td> <td style="text-align: right;">\$ -</td> </tr> <tr> <td>SID Bond</td> <td></td> <td></td> <td></td> <td></td> <td></td> <td></td> <td></td> <td style="text-align: right;">\$ -</td> </tr> <tr> <td>Sidewalk Bond</td> <td></td> <td></td> <td></td> <td></td> <td></td> <td></td> <td></td> <td style="text-align: right;">\$ -</td> </tr> <tr> <td>Solid Waste Collection Revenues</td> <td></td> <td></td> <td></td> <td></td> <td></td> <td></td> <td></td> <td style="text-align: right;">\$ -</td> </tr> <tr> <td>Storm Drain Assessments</td> <td></td> <td style="text-align: right;">280,000</td> <td></td> <td></td> <td></td> <td></td> <td></td> <td style="text-align: right;">\$ 280,000</td> </tr> <tr> <td>Street Maintenance Fees</td> <td></td> <td></td> <td></td> <td></td> <td></td> <td></td> <td></td> <td style="text-align: right;">\$ -</td> </tr> <tr> <td>TIFD Revenues</td> <td></td> <td></td> <td></td> <td></td> <td></td> <td></td> <td></td> <td style="text-align: right;">\$ -</td> </tr> <tr> <td>Wastewater Revenues</td> <td></td> <td></td> <td></td> <td></td> <td></td> <td></td> <td></td> <td style="text-align: right;">\$ -</td> </tr> <tr> <td>Water Revenues</td> <td></td> <td></td> <td></td> <td></td> <td></td> <td></td> <td></td> <td style="text-align: right;">\$ -</td> </tr> <tr style="background-color: #D9E1F2;"> <td>Total Project Funding</td> <td style="text-align: right;">\$ -</td> <td style="text-align: right;">\$ 280,000</td> <td style="text-align: right;">\$ -</td> <td style="text-align: right;">\$ -</td> <td style="text-align: right;">\$ -</td> <td style="text-align: right;">\$ -</td> <td style="text-align: right;">\$ -</td> <td style="text-align: right;">\$ 280,000</td> </tr> </tbody> </table>				Project Funding	Prior Years	FY 2024	FY 2025	FY 2026	FY 2027	FY 2028	Future	Total Cost	Arterial Fees								\$ -	Developer Contributions								\$ -	Gas Tax								\$ -	Gas Tax - BAARSA								\$ -	Landfill Revenues								\$ -	Revenue Bond/Loan								\$ -	SID Bond								\$ -	Sidewalk Bond								\$ -	Solid Waste Collection Revenues								\$ -	Storm Drain Assessments		280,000						\$ 280,000	Street Maintenance Fees								\$ -	TIFD Revenues								\$ -	Wastewater Revenues								\$ -	Water Revenues								\$ -	Total Project Funding	\$ -	\$ 280,000	\$ -	\$ -	\$ -	\$ -	\$ -	\$ 280,000
Project Funding	Prior Years	FY 2024	FY 2025	FY 2026	FY 2027	FY 2028	Future	Total Cost																																																																																																																																											
Arterial Fees								\$ -																																																																																																																																											
Developer Contributions								\$ -																																																																																																																																											
Gas Tax								\$ -																																																																																																																																											
Gas Tax - BAARSA								\$ -																																																																																																																																											
Landfill Revenues								\$ -																																																																																																																																											
Revenue Bond/Loan								\$ -																																																																																																																																											
SID Bond								\$ -																																																																																																																																											
Sidewalk Bond								\$ -																																																																																																																																											
Solid Waste Collection Revenues								\$ -																																																																																																																																											
Storm Drain Assessments		280,000						\$ 280,000																																																																																																																																											
Street Maintenance Fees								\$ -																																																																																																																																											
TIFD Revenues								\$ -																																																																																																																																											
Wastewater Revenues								\$ -																																																																																																																																											
Water Revenues								\$ -																																																																																																																																											
Total Project Funding	\$ -	\$ 280,000	\$ -	\$ -	\$ -	\$ -	\$ -	\$ 280,000																																																																																																																																											


Department: <u>Public Works</u>		FY24 - FY28 CIP																																																																																																																																																	
Project Category: <u>Storm</u>		Project Title: <u>Land for Storm Outfalls</u>																																																																																																																																																	
Project Description/Location: <p>This project is for upgrades to the City's storm outfalls.</p>																																																																																																																																																			
Justification: <p>This is for the purchase of land needed for outfalls.</p>																																																																																																																																																			
CIP Status <input type="checkbox"/> Modify Existing <input checked="" type="checkbox"/> New Project		Project Type <input type="checkbox"/> Renewal/ Replacement <input checked="" type="checkbox"/> Enhancement/ New																																																																																																																																																	
Operating Budget Impact: <p>Additional storm drainage facilities will require regular O&M; however, the amount is undetermined at this time.</p>																																																																																																																																																			
Comments: <p>Total estimated cost is \$2,100,000, but projects can be broke into smaller sections. Projected Design FY 37. Projected Construction FY 38.</p>																																																																																																																																																			
<table border="1" style="width: 100%; border-collapse: collapse;"> <thead> <tr> <th>Estimated Project Cost(s)</th> <th>Prior Years</th> <th>FY 2024</th> <th>FY 2025</th> <th>FY 2026</th> <th>FY 2027</th> <th>FY 2028</th> <th>Future</th> <th>Total Cost</th> </tr> </thead> <tbody> <tr> <td>Planning, Design, & Engineering</td> <td></td> <td></td> <td></td> <td></td> <td></td> <td></td> <td></td> <td>\$ -</td> </tr> <tr> <td>Land Acquisition</td> <td></td> <td>200,000</td> <td>200,000</td> <td></td> <td></td> <td></td> <td></td> <td>\$ 400,000</td> </tr> <tr> <td>Construction</td> <td></td> <td></td> <td></td> <td></td> <td></td> <td></td> <td></td> <td>\$ -</td> </tr> <tr> <td>Equipment</td> <td></td> <td></td> <td></td> <td></td> <td></td> <td></td> <td></td> <td>\$ -</td> </tr> <tr> <td>Other</td> <td></td> <td></td> <td></td> <td></td> <td></td> <td></td> <td></td> <td>\$ -</td> </tr> <tr> <td>Total Project Cost</td> <td>\$ -</td> <td>\$ 200,000</td> <td>\$ 200,000</td> <td>\$ -</td> <td>\$ -</td> <td>\$ -</td> <td>\$ -</td> <td>\$ 400,000</td> </tr> </tbody> </table>				Estimated Project Cost(s)	Prior Years	FY 2024	FY 2025	FY 2026	FY 2027	FY 2028	Future	Total Cost	Planning, Design, & Engineering								\$ -	Land Acquisition		200,000	200,000					\$ 400,000	Construction								\$ -	Equipment								\$ -	Other								\$ -	Total Project Cost	\$ -	\$ 200,000	\$ 200,000	\$ -	\$ -	\$ -	\$ -	\$ 400,000																																																																																	
Estimated Project Cost(s)	Prior Years	FY 2024	FY 2025	FY 2026	FY 2027	FY 2028	Future	Total Cost																																																																																																																																											
Planning, Design, & Engineering								\$ -																																																																																																																																											
Land Acquisition		200,000	200,000					\$ 400,000																																																																																																																																											
Construction								\$ -																																																																																																																																											
Equipment								\$ -																																																																																																																																											
Other								\$ -																																																																																																																																											
Total Project Cost	\$ -	\$ 200,000	\$ 200,000	\$ -	\$ -	\$ -	\$ -	\$ 400,000																																																																																																																																											
<table border="1" style="width: 100%; border-collapse: collapse;"> <thead> <tr> <th>Project Funding</th> <th>Prior Years</th> <th>FY 2024</th> <th>FY 2025</th> <th>FY 2026</th> <th>FY 2027</th> <th>FY 2028</th> <th>Future</th> <th>Total Cost</th> </tr> </thead> <tbody> <tr> <td>Arterial Fees</td> <td></td> <td></td> <td></td> <td></td> <td></td> <td></td> <td></td> <td>\$ -</td> </tr> <tr> <td>Developer Contributions</td> <td></td> <td></td> <td></td> <td></td> <td></td> <td></td> <td></td> <td>\$ -</td> </tr> <tr> <td>Gas Tax</td> <td></td> <td></td> <td></td> <td></td> <td></td> <td></td> <td></td> <td>\$ -</td> </tr> <tr> <td>Gas Tax - BAARSA</td> <td></td> <td></td> <td></td> <td></td> <td></td> <td></td> <td></td> <td>\$ -</td> </tr> <tr> <td>Landfill Revenues</td> <td></td> <td></td> <td></td> <td></td> <td></td> <td></td> <td></td> <td>\$ -</td> </tr> <tr> <td>Revenue Bond/Loan</td> <td></td> <td></td> <td></td> <td></td> <td></td> <td></td> <td></td> <td>\$ -</td> </tr> <tr> <td>SID Bond</td> <td></td> <td></td> <td></td> <td></td> <td></td> <td></td> <td></td> <td>\$ -</td> </tr> <tr> <td>Sidewalk Bond</td> <td></td> <td></td> <td></td> <td></td> <td></td> <td></td> <td></td> <td>\$ -</td> </tr> <tr> <td>Solid Waste Collection Revenues</td> <td></td> <td></td> <td></td> <td></td> <td></td> <td></td> <td></td> <td>\$ -</td> </tr> <tr> <td>Storm Drain Assessments</td> <td></td> <td>200,000</td> <td>200,000</td> <td></td> <td></td> <td></td> <td></td> <td>\$ 400,000</td> </tr> <tr> <td>Street Maintenance Fees</td> <td></td> <td></td> <td></td> <td></td> <td></td> <td></td> <td></td> <td>\$ -</td> </tr> <tr> <td>TIFD Revenues</td> <td></td> <td></td> <td></td> <td></td> <td></td> <td></td> <td></td> <td>\$ -</td> </tr> <tr> <td>Wastewater Revenues</td> <td></td> <td></td> <td></td> <td></td> <td></td> <td></td> <td></td> <td>\$ -</td> </tr> <tr> <td>Water Revenues</td> <td></td> <td></td> <td></td> <td></td> <td></td> <td></td> <td></td> <td>\$ -</td> </tr> <tr> <td>Total Project Funding</td> <td>\$ -</td> <td>\$ 200,000</td> <td>\$ 200,000</td> <td>\$ -</td> <td>\$ -</td> <td>\$ -</td> <td>\$ -</td> <td>\$ 400,000</td> </tr> </tbody> </table>				Project Funding	Prior Years	FY 2024	FY 2025	FY 2026	FY 2027	FY 2028	Future	Total Cost	Arterial Fees								\$ -	Developer Contributions								\$ -	Gas Tax								\$ -	Gas Tax - BAARSA								\$ -	Landfill Revenues								\$ -	Revenue Bond/Loan								\$ -	SID Bond								\$ -	Sidewalk Bond								\$ -	Solid Waste Collection Revenues								\$ -	Storm Drain Assessments		200,000	200,000					\$ 400,000	Street Maintenance Fees								\$ -	TIFD Revenues								\$ -	Wastewater Revenues								\$ -	Water Revenues								\$ -	Total Project Funding	\$ -	\$ 200,000	\$ 200,000	\$ -	\$ -	\$ -	\$ -	\$ 400,000
Project Funding	Prior Years	FY 2024	FY 2025	FY 2026	FY 2027	FY 2028	Future	Total Cost																																																																																																																																											
Arterial Fees								\$ -																																																																																																																																											
Developer Contributions								\$ -																																																																																																																																											
Gas Tax								\$ -																																																																																																																																											
Gas Tax - BAARSA								\$ -																																																																																																																																											
Landfill Revenues								\$ -																																																																																																																																											
Revenue Bond/Loan								\$ -																																																																																																																																											
SID Bond								\$ -																																																																																																																																											
Sidewalk Bond								\$ -																																																																																																																																											
Solid Waste Collection Revenues								\$ -																																																																																																																																											
Storm Drain Assessments		200,000	200,000					\$ 400,000																																																																																																																																											
Street Maintenance Fees								\$ -																																																																																																																																											
TIFD Revenues								\$ -																																																																																																																																											
Wastewater Revenues								\$ -																																																																																																																																											
Water Revenues								\$ -																																																																																																																																											
Total Project Funding	\$ -	\$ 200,000	\$ 200,000	\$ -	\$ -	\$ -	\$ -	\$ 400,000																																																																																																																																											

Department: <u>Public Works</u>		FY24 - FY28 CIP																																																																																																																																																	
Project Category: <u>Storm</u>		Project Title: <u>Rimrock Road (62nd 50 54th) and 54th (Rimrock to Grand)</u>																																																																																																																																																	
Project Description/Location: This project is for improvements to the storm drain system as identified in the Stormwater Program Development assessment report.																																																																																																																																																			
Justification: The storm drain system throughout Billings is in need of projects to accommodate the storms that are experienced. This project will install large trunk mains, regional detention areas, and other necessary improvements. Staff has developed a priority plan for these projects but if development occurs differently than anticipated or if we experience issues at locations that are currently unknown to have problems due to failure or another reason, the order of projects may change.																																																																																																																																																			
CIP Status <input type="checkbox"/> Modify Existing <input checked="" type="checkbox"/> New Project		Project Type <input type="checkbox"/> Renewal/ Replacement <input checked="" type="checkbox"/> Enhancement/ New																																																																																																																																																	
Operating Budget Impact: Additional storm drainage facilities will require regular O&M.																																																																																																																																																			
Comments: Revised Project cost of \$3,000,000. Projected Design FY 29. Projected Construction FY 30. Can be split into smaller projects. Needs to be coordinated with Transportation Project.																																																																																																																																																			
<table border="1" style="width: 100%; border-collapse: collapse;"> <thead> <tr> <th style="width: 20%;">Estimated Project Cost(s)</th> <th style="width: 10%;">Prior Years</th> <th style="width: 10%;">FY 2024</th> <th style="width: 10%;">FY 2025</th> <th style="width: 10%;">FY 2026</th> <th style="width: 10%;">FY 2027</th> <th style="width: 10%;">FY 2028</th> <th style="width: 10%;">Future</th> <th style="width: 10%;">Total Cost</th> </tr> </thead> <tbody> <tr> <td>Planning, Design, & Engineering</td> <td></td> <td></td> <td></td> <td></td> <td>200,000</td> <td></td> <td></td> <td>\$ 200,000</td> </tr> <tr> <td>Land Acquisition</td> <td></td> <td></td> <td></td> <td></td> <td></td> <td></td> <td></td> <td>\$ -</td> </tr> <tr> <td>Construction</td> <td></td> <td></td> <td></td> <td></td> <td></td> <td>1,800,000</td> <td></td> <td>\$ 1,800,000</td> </tr> <tr> <td>Equipment</td> <td></td> <td></td> <td></td> <td></td> <td></td> <td></td> <td></td> <td>\$ -</td> </tr> <tr> <td>Other</td> <td></td> <td></td> <td></td> <td></td> <td></td> <td></td> <td></td> <td>\$ -</td> </tr> <tr> <td>Total Project Cost</td> <td>\$ -</td> <td>\$ -</td> <td>\$ -</td> <td>\$ -</td> <td>\$ -</td> <td>\$ 200,000</td> <td>\$ 1,800,000</td> <td>\$ 2,000,000</td> </tr> </tbody> </table>				Estimated Project Cost(s)	Prior Years	FY 2024	FY 2025	FY 2026	FY 2027	FY 2028	Future	Total Cost	Planning, Design, & Engineering					200,000			\$ 200,000	Land Acquisition								\$ -	Construction						1,800,000		\$ 1,800,000	Equipment								\$ -	Other								\$ -	Total Project Cost	\$ -	\$ -	\$ -	\$ -	\$ -	\$ 200,000	\$ 1,800,000	\$ 2,000,000																																																																																	
Estimated Project Cost(s)	Prior Years	FY 2024	FY 2025	FY 2026	FY 2027	FY 2028	Future	Total Cost																																																																																																																																											
Planning, Design, & Engineering					200,000			\$ 200,000																																																																																																																																											
Land Acquisition								\$ -																																																																																																																																											
Construction						1,800,000		\$ 1,800,000																																																																																																																																											
Equipment								\$ -																																																																																																																																											
Other								\$ -																																																																																																																																											
Total Project Cost	\$ -	\$ -	\$ -	\$ -	\$ -	\$ 200,000	\$ 1,800,000	\$ 2,000,000																																																																																																																																											
<table border="1" style="width: 100%; border-collapse: collapse;"> <thead> <tr> <th style="width: 20%;">Project Funding</th> <th style="width: 10%;">Prior Years</th> <th style="width: 10%;">FY 2024</th> <th style="width: 10%;">FY 2025</th> <th style="width: 10%;">FY 2026</th> <th style="width: 10%;">FY 2027</th> <th style="width: 10%;">FY 2028</th> <th style="width: 10%;">Future</th> <th style="width: 10%;">Total Cost</th> </tr> </thead> <tbody> <tr> <td>Arterial Fees</td> <td></td> <td></td> <td></td> <td></td> <td></td> <td></td> <td></td> <td>\$ -</td> </tr> <tr> <td>Developer Contributions</td> <td></td> <td></td> <td></td> <td></td> <td></td> <td></td> <td></td> <td>\$ -</td> </tr> <tr> <td>Gas Tax</td> <td></td> <td></td> <td></td> <td></td> <td></td> <td></td> <td></td> <td>\$ -</td> </tr> <tr> <td>Gas Tax - BAARSA</td> <td></td> <td></td> <td></td> <td></td> <td></td> <td></td> <td></td> <td>\$ -</td> </tr> <tr> <td>Landfill Revenues</td> <td></td> <td></td> <td></td> <td></td> <td></td> <td></td> <td></td> <td>\$ -</td> </tr> <tr> <td>Revenue Bond/Loan</td> <td></td> <td></td> <td></td> <td></td> <td></td> <td></td> <td></td> <td>\$ -</td> </tr> <tr> <td>SID Bond</td> <td></td> <td></td> <td></td> <td></td> <td></td> <td></td> <td></td> <td>\$ -</td> </tr> <tr> <td>Sidewalk Bond</td> <td></td> <td></td> <td></td> <td></td> <td></td> <td></td> <td></td> <td>\$ -</td> </tr> <tr> <td>Solid Waste Collection Revenues</td> <td></td> <td></td> <td></td> <td></td> <td></td> <td></td> <td></td> <td>\$ -</td> </tr> <tr> <td>Storm Drain Assessments</td> <td></td> <td></td> <td></td> <td></td> <td>200,000</td> <td>1,800,000</td> <td></td> <td>\$ 2,000,000</td> </tr> <tr> <td>Street Maintenance Fees</td> <td></td> <td></td> <td></td> <td></td> <td></td> <td></td> <td></td> <td>\$ -</td> </tr> <tr> <td>TIFD Revenues</td> <td></td> <td></td> <td></td> <td></td> <td></td> <td></td> <td></td> <td>\$ -</td> </tr> <tr> <td>Wastewater Revenues</td> <td></td> <td></td> <td></td> <td></td> <td></td> <td></td> <td></td> <td>\$ -</td> </tr> <tr> <td>Water Revenues</td> <td></td> <td></td> <td></td> <td></td> <td></td> <td></td> <td></td> <td>\$ -</td> </tr> <tr> <td>Total Project Funding</td> <td>\$ -</td> <td>\$ -</td> <td>\$ -</td> <td>\$ -</td> <td>\$ 200,000</td> <td>\$ 1,800,000</td> <td>\$ -</td> <td>\$ 2,000,000</td> </tr> </tbody> </table>				Project Funding	Prior Years	FY 2024	FY 2025	FY 2026	FY 2027	FY 2028	Future	Total Cost	Arterial Fees								\$ -	Developer Contributions								\$ -	Gas Tax								\$ -	Gas Tax - BAARSA								\$ -	Landfill Revenues								\$ -	Revenue Bond/Loan								\$ -	SID Bond								\$ -	Sidewalk Bond								\$ -	Solid Waste Collection Revenues								\$ -	Storm Drain Assessments					200,000	1,800,000		\$ 2,000,000	Street Maintenance Fees								\$ -	TIFD Revenues								\$ -	Wastewater Revenues								\$ -	Water Revenues								\$ -	Total Project Funding	\$ -	\$ -	\$ -	\$ -	\$ 200,000	\$ 1,800,000	\$ -	\$ 2,000,000
Project Funding	Prior Years	FY 2024	FY 2025	FY 2026	FY 2027	FY 2028	Future	Total Cost																																																																																																																																											
Arterial Fees								\$ -																																																																																																																																											
Developer Contributions								\$ -																																																																																																																																											
Gas Tax								\$ -																																																																																																																																											
Gas Tax - BAARSA								\$ -																																																																																																																																											
Landfill Revenues								\$ -																																																																																																																																											
Revenue Bond/Loan								\$ -																																																																																																																																											
SID Bond								\$ -																																																																																																																																											
Sidewalk Bond								\$ -																																																																																																																																											
Solid Waste Collection Revenues								\$ -																																																																																																																																											
Storm Drain Assessments					200,000	1,800,000		\$ 2,000,000																																																																																																																																											
Street Maintenance Fees								\$ -																																																																																																																																											
TIFD Revenues								\$ -																																																																																																																																											
Wastewater Revenues								\$ -																																																																																																																																											
Water Revenues								\$ -																																																																																																																																											
Total Project Funding	\$ -	\$ -	\$ -	\$ -	\$ 200,000	\$ 1,800,000	\$ -	\$ 2,000,000																																																																																																																																											

Department: <u>Public Works</u>		FY24 - FY28 CIP	
Project Category: <u>Storm</u>		Project Title: <u>West Heights Storm Water Detention</u>	
Project Description/Location:			
This project is for improvements to the storm drain system as identified in the Stormwater Program Development assessment report.			
Justification:			
The storm drain system throughout Billings is in need of projects to accommodate the storms that are experienced. This project will install large trunk mains, regional detention areas, and other necessary improvements within High Sierra Subdivision near Skyview High School. Staff has developed a priority plan for these projects but if development occurs differently than anticipated or if we experience issues at locations that are currently unknown to have problems due to failure or another reason, the order of projects may change.			
CIP Status <input checked="" type="checkbox"/> Modify Existing <input type="checkbox"/> New Project		Project Type <input type="checkbox"/> Renewal/ Replacement <input checked="" type="checkbox"/> Enhancement/ New	
Operating Budget Impact:			
Additional storm drainage facilities will require regular O&M.			
Comments:			
Revised Project cost of \$1,000,000. Projected Design FY 24. Projected Construction FY 25.			


Estimated Project Cost(s)	Prior Years	FY 2024	FY 2025	FY 2026	FY 2027	FY 2028	Future	Total Cost
Planning, Design, & Engineering		50,000						\$ 50,000
Land Acquisition								\$ -
Construction			480,000					\$ 480,000
Equipment								\$ -
Other								\$ -
Total Project Cost	\$ -	\$ 50,000	\$ 480,000	\$ -	\$ -	\$ -	\$ -	\$ 530,000


Project Funding	Prior Years	FY 2024	FY 2025	FY 2026	FY 2027	FY 2028	Future	Total Cost
Arterial Fees								\$ -
Developer Contributions								\$ -
Gas Tax								\$ -
Gas Tax - BAARSA								\$ -
Landfill Revenues								\$ -
Revenue Bond/Loan								\$ -
SID Bond								\$ -
Sidewalk Bond								\$ -
Solid Waste Collection Revenues								\$ -
Storm Drain Assessments		50,000	480,000					\$ 530,000
Street Maintenance Fees								\$ -
TIFD Revenues								\$ -
Wastewater Revenues								\$ -
Water Revenues								\$ -
Total Project Funding	\$ -	\$ 50,000	\$ 480,000	\$ -	\$ -	\$ -	\$ -	\$ 530,000


Department: <u>Public Works</u>		FY24 - FY28 CIP	
Project Category: <u>Storm</u>		Project Title: <u>Yegen Drain Basin</u>	
Project Description/Location:			
This project is for improvements to the storm drain system as identified in the stormwater master plan.			
Justification:			
The Yegen Drain frequently exceeds capacity during short high intensity rainfall events. This project would provide a second outfall and relieve demand on the Yegen Drain that serves primarily the southern leg of the Yegen Drain. The second outfall would provide additional capacity and stormwater system operational flexibility when the Yellowstone River is near flood stage, during the rainy season.			
CIP Status <input checked="" type="checkbox"/> Modify Existing <input type="checkbox"/> New Project		Project Type <input type="checkbox"/> Renewal/ Replacement <input checked="" type="checkbox"/> Enhancement/ New	
Operating Budget Impact:			
Additional storm drainage facilities will require regular O&M; however, the amount is undetermined at this time.			
Comments:			
Revised Project cost of \$2,000,000. Projected Design FY 32. Projected Construction FY 33.			

Estimated Project Cost(s)	Prior Years	FY 2024	FY 2025	FY 2026	FY 2027	FY 2028	Future	Total Cost
Planning, Design, & Engineering				300,000				\$ 300,000
Land Acquisition								\$ -
Construction					2,600,000			\$ 2,600,000
Equipment								\$ -
Other								\$ -
Total Project Cost	\$ -	\$ -	\$ -	\$ 300,000	\$ 2,600,000	\$ -	\$ -	\$ 2,900,000

Project Funding	Prior Years	FY 2024	FY 2025	FY 2026	FY 2027	FY 2028	Future	Total Cost
Arterial Fees								\$ -
Developer Contributions								\$ -
Gas Tax								\$ -
Gas Tax - BAARSA								\$ -
Landfill Revenues								\$ -
Revenue Bond/Loan								\$ -
SID Bond								\$ -
Sidewalk Bond								\$ -
Solid Waste Collection Revenues								\$ -
Storm Drain Assessments				300,000	2,600,000			\$ 2,900,000
Street Maintenance Fees								\$ -
TIFD Revenues								\$ -
Wastewater Revenues								\$ -
Water Revenues								\$ -
Total Project Funding	\$ -	\$ -	\$ -	\$ 300,000	\$ 2,600,000	\$ -	\$ -	\$ 2,900,000


Department: <u>Public Works</u>		FY24 - FY28 CIP																																																																																																																																																										
Project Category: <u>Storm</u>		Project Title: <u>Yegen Drain Southern Leg Capacity Improvements</u>																																																																																																																																																										
Project Description/Location: This project is for improvements to capacity of the southern leg of the Yegen drain that includes the Kratz Drain.																																																																																																																																																												
Justification: There are capacity and ownership concerns with the southern leg of the Yegen Drain. There is significant deferred maintenance of the open drain and associated culverts.																																																																																																																																																												
<div style="display: flex; justify-content: space-between;"> <div> CIP Status <input checked="" type="checkbox"/> Modify Existing <input type="checkbox"/> New Project </div> <div> Project Type <input type="checkbox"/> Renewal/ Replacement <input checked="" type="checkbox"/> Enhancement/ New </div> </div>																																																																																																																																																												
Operating Budget Impact: Additional storm drainage facilities will require regular O&M; however, the amount is undetermined at this time.																																																																																																																																																												
Comments:																																																																																																																																																												
<table border="1" style="width: 100%; border-collapse: collapse; font-size: 0.9em;"> <thead> <tr style="background-color: #e6f2ff;"> <th style="text-align: left;">Estimated Project Cost(s)</th> <th style="text-align: right;">Prior Years</th> <th style="text-align: right;">FY 2024</th> <th style="text-align: right;">FY 2025</th> <th style="text-align: right;">FY 2026</th> <th style="text-align: right;">FY 2027</th> <th style="text-align: right;">FY 2028</th> <th style="text-align: right;">Future</th> <th style="text-align: right;">Total Cost</th> </tr> </thead> <tbody> <tr> <td>Planning, Design, & Engineering</td> <td></td> <td style="text-align: right;">200,000</td> <td></td> <td></td> <td></td> <td></td> <td></td> <td style="text-align: right;">\$ 200,000</td> </tr> <tr> <td>Land Acquisition</td> <td></td> <td></td> <td></td> <td></td> <td></td> <td></td> <td></td> <td style="text-align: right;">\$ -</td> </tr> <tr> <td>Construction</td> <td></td> <td></td> <td style="text-align: right;">1,860,000</td> <td></td> <td></td> <td></td> <td></td> <td style="text-align: right;">\$ 1,860,000</td> </tr> <tr> <td>Equipment</td> <td></td> <td></td> <td></td> <td></td> <td></td> <td></td> <td></td> <td style="text-align: right;">\$ -</td> </tr> <tr> <td>Other</td> <td></td> <td></td> <td></td> <td></td> <td></td> <td></td> <td></td> <td style="text-align: right;">\$ -</td> </tr> <tr style="font-weight: bold;"> <td>Total Project Cost</td> <td style="text-align: right;">\$ -</td> <td style="text-align: right;">\$ 200,000</td> <td style="text-align: right;">\$ 1,860,000</td> <td style="text-align: right;">\$ -</td> <td style="text-align: right;">\$ -</td> <td style="text-align: right;">\$ -</td> <td style="text-align: right;">\$ -</td> <td style="text-align: right;">\$ 2,060,000</td> </tr> </tbody> </table>				Estimated Project Cost(s)	Prior Years	FY 2024	FY 2025	FY 2026	FY 2027	FY 2028	Future	Total Cost	Planning, Design, & Engineering		200,000						\$ 200,000	Land Acquisition								\$ -	Construction			1,860,000					\$ 1,860,000	Equipment								\$ -	Other								\$ -	Total Project Cost	\$ -	\$ 200,000	\$ 1,860,000	\$ -	\$ -	\$ -	\$ -	\$ 2,060,000																																																																																										
Estimated Project Cost(s)	Prior Years	FY 2024	FY 2025	FY 2026	FY 2027	FY 2028	Future	Total Cost																																																																																																																																																				
Planning, Design, & Engineering		200,000						\$ 200,000																																																																																																																																																				
Land Acquisition								\$ -																																																																																																																																																				
Construction			1,860,000					\$ 1,860,000																																																																																																																																																				
Equipment								\$ -																																																																																																																																																				
Other								\$ -																																																																																																																																																				
Total Project Cost	\$ -	\$ 200,000	\$ 1,860,000	\$ -	\$ -	\$ -	\$ -	\$ 2,060,000																																																																																																																																																				
<table border="1" style="width: 100%; border-collapse: collapse; font-size: 0.9em;"> <thead> <tr style="background-color: #e6f2ff;"> <th style="text-align: left;">Project Funding</th> <th style="text-align: right;">Prior Years</th> <th style="text-align: right;">FY 2024</th> <th style="text-align: right;">FY 2025</th> <th style="text-align: right;">FY 2026</th> <th style="text-align: right;">FY 2027</th> <th style="text-align: right;">FY 2028</th> <th style="text-align: right;">Future</th> <th style="text-align: right;">Total Cost</th> </tr> </thead> <tbody> <tr> <td>Arterial Fees</td> <td></td> <td></td> <td></td> <td></td> <td></td> <td></td> <td></td> <td style="text-align: right;">\$ -</td> </tr> <tr> <td>Developer Contributions</td> <td></td> <td></td> <td></td> <td></td> <td></td> <td></td> <td></td> <td style="text-align: right;">\$ -</td> </tr> <tr> <td>Gas Tax</td> <td></td> <td></td> <td></td> <td></td> <td></td> <td></td> <td></td> <td style="text-align: right;">\$ -</td> </tr> <tr> <td>Gas Tax - BAARSA</td> <td></td> <td></td> <td></td> <td></td> <td></td> <td></td> <td></td> <td style="text-align: right;">\$ -</td> </tr> <tr> <td>Landfill Revenues</td> <td></td> <td></td> <td></td> <td></td> <td></td> <td></td> <td></td> <td style="text-align: right;">\$ -</td> </tr> <tr> <td>Revenue Bond/Loan</td> <td></td> <td></td> <td></td> <td></td> <td></td> <td></td> <td></td> <td style="text-align: right;">\$ -</td> </tr> <tr> <td>SID Bond</td> <td></td> <td></td> <td></td> <td></td> <td></td> <td></td> <td></td> <td style="text-align: right;">\$ -</td> </tr> <tr> <td>Sidewalk Bond</td> <td></td> <td></td> <td></td> <td></td> <td></td> <td></td> <td></td> <td style="text-align: right;">\$ -</td> </tr> <tr> <td>Solid Waste Collection Revenues</td> <td></td> <td></td> <td></td> <td></td> <td></td> <td></td> <td></td> <td style="text-align: right;">\$ -</td> </tr> <tr> <td>Storm Drain Assessments</td> <td></td> <td style="text-align: right;">200,000</td> <td style="text-align: right;">1,860,000</td> <td></td> <td></td> <td></td> <td></td> <td style="text-align: right;">\$ 2,060,000</td> </tr> <tr> <td>Street Maintenance Fees</td> <td></td> <td></td> <td></td> <td></td> <td></td> <td></td> <td></td> <td style="text-align: right;">\$ -</td> </tr> <tr> <td>TIFD Revenues</td> <td></td> <td></td> <td></td> <td></td> <td></td> <td></td> <td></td> <td style="text-align: right;">\$ -</td> </tr> <tr> <td>Wastewater Revenues</td> <td></td> <td></td> <td></td> <td></td> <td></td> <td></td> <td></td> <td style="text-align: right;">\$ -</td> </tr> <tr> <td>Water Revenues</td> <td></td> <td></td> <td></td> <td></td> <td></td> <td></td> <td></td> <td style="text-align: right;">\$ -</td> </tr> <tr style="font-weight: bold;"> <td>Total Project Funding</td> <td style="text-align: right;">\$ -</td> <td style="text-align: right;">\$ 200,000</td> <td style="text-align: right;">\$ 1,860,000</td> <td style="text-align: right;">\$ -</td> <td style="text-align: right;">\$ -</td> <td style="text-align: right;">\$ -</td> <td style="text-align: right;">\$ -</td> <td style="text-align: right;">\$ 2,060,000</td> </tr> <tr style="color: red;"> <td></td> <td style="text-align: right;">\$ -</td> <td style="text-align: right;">\$ -</td> <td style="text-align: right;">\$ -</td> <td style="text-align: right;">\$ -</td> <td style="text-align: right;">\$ -</td> <td style="text-align: right;">\$ -</td> <td style="text-align: right;">\$ -</td> <td style="text-align: right;">\$ -</td> </tr> </tbody> </table>				Project Funding	Prior Years	FY 2024	FY 2025	FY 2026	FY 2027	FY 2028	Future	Total Cost	Arterial Fees								\$ -	Developer Contributions								\$ -	Gas Tax								\$ -	Gas Tax - BAARSA								\$ -	Landfill Revenues								\$ -	Revenue Bond/Loan								\$ -	SID Bond								\$ -	Sidewalk Bond								\$ -	Solid Waste Collection Revenues								\$ -	Storm Drain Assessments		200,000	1,860,000					\$ 2,060,000	Street Maintenance Fees								\$ -	TIFD Revenues								\$ -	Wastewater Revenues								\$ -	Water Revenues								\$ -	Total Project Funding	\$ -	\$ 200,000	\$ 1,860,000	\$ -	\$ -	\$ -	\$ -	\$ 2,060,000		\$ -	\$ -	\$ -	\$ -	\$ -	\$ -	\$ -	\$ -
Project Funding	Prior Years	FY 2024	FY 2025	FY 2026	FY 2027	FY 2028	Future	Total Cost																																																																																																																																																				
Arterial Fees								\$ -																																																																																																																																																				
Developer Contributions								\$ -																																																																																																																																																				
Gas Tax								\$ -																																																																																																																																																				
Gas Tax - BAARSA								\$ -																																																																																																																																																				
Landfill Revenues								\$ -																																																																																																																																																				
Revenue Bond/Loan								\$ -																																																																																																																																																				
SID Bond								\$ -																																																																																																																																																				
Sidewalk Bond								\$ -																																																																																																																																																				
Solid Waste Collection Revenues								\$ -																																																																																																																																																				
Storm Drain Assessments		200,000	1,860,000					\$ 2,060,000																																																																																																																																																				
Street Maintenance Fees								\$ -																																																																																																																																																				
TIFD Revenues								\$ -																																																																																																																																																				
Wastewater Revenues								\$ -																																																																																																																																																				
Water Revenues								\$ -																																																																																																																																																				
Total Project Funding	\$ -	\$ 200,000	\$ 1,860,000	\$ -	\$ -	\$ -	\$ -	\$ 2,060,000																																																																																																																																																				
	\$ -	\$ -	\$ -	\$ -	\$ -	\$ -	\$ -	\$ -																																																																																																																																																				

Department:	<u>Public Works</u>	FY24 - FY28 CIP																																																																																																																																																																		
Project Category:	<u>(PW) Transportation</u>	Project Title: <u>21st Street Underpass Improvements</u>																																																																																																																																																																		
Project Description/Location:																																																																																																																																																																				
<p>The 21st Street Underpass has a low clearance of only 8.5 feet, limiting the vehicles that can pass through this route. With the congestion of 27th nearby, the City will increase the clearance to standard minimum of 14 feet to provide a route for emergency vehicles or larger commercial vehicles, especially during train crossings on 27th.</p>																																																																																																																																																																				
Justification:																																																																																																																																																																				
<p>The 21st Street Underpass was identified as a relief route for emergency vehicles and local or commercial traffic from North 27th Street. The underpass sees around 2,500 vehicles per day, with about 1.5 feet of clearance for smaller vehicles. The current 21st Street Underpass has a signed vertical clearance of only eight feet and an actual vertical clearance of 8.5 feet. Because the underpass is below railroad tracks, it would provide another route for larger vehicles during railroad crossings.</p>																																																																																																																																																																				
CIP Status <input checked="" type="checkbox"/> Modify Existing <input type="checkbox"/> New Project	Project Type <input checked="" type="checkbox"/> Renewal/ Replacement <input type="checkbox"/> Enhancement/ New																																																																																																																																																																			
Operating Budget Impact:																																																																																																																																																																				
None																																																																																																																																																																				
Comments:																																																																																																																																																																				
<p>This project will be funded by Urban Funds. Urban Funds are State funds available at a certain amount each year from the State of Montana for specific uses to be used for major transportation projects and refining City and County Planning projects. The City is not planning on using City funds for this project.</p>																																																																																																																																																																				
<table border="1" style="width: 100%; border-collapse: collapse;"> <tr> <th style="width: 15%;">Estimated Project Cost(s)</th> <th style="width: 10%;">Prior Years</th> <th style="width: 10%;">FY 2024</th> <th style="width: 10%;">FY 2025</th> <th style="width: 10%;">FY 2026</th> <th style="width: 10%;">FY 2027</th> <th style="width: 10%;">FY 2028</th> <th style="width: 10%;">Future</th> <th style="width: 10%;">Total Cost</th> </tr> <tr> <td>Planning, Design, & Engineering</td> <td></td> <td></td> <td></td> <td></td> <td>500,000</td> <td></td> <td></td> <td>\$ 500,000</td> </tr> <tr> <td>Land Acquisition</td> <td></td> <td></td> <td></td> <td></td> <td></td> <td></td> <td></td> <td>\$ -</td> </tr> <tr> <td>Construction</td> <td></td> <td></td> <td></td> <td></td> <td>4,500,000</td> <td></td> <td></td> <td>\$ 4,500,000</td> </tr> <tr> <td>Equipment</td> <td></td> <td></td> <td></td> <td></td> <td></td> <td></td> <td></td> <td>\$ -</td> </tr> <tr> <td>Other</td> <td></td> <td></td> <td></td> <td></td> <td></td> <td></td> <td></td> <td>\$ -</td> </tr> <tr> <td>Total Project Cost</td> <td>\$ -</td> <td>\$ -</td> <td>\$ -</td> <td>\$ -</td> <td>\$ -</td> <td>\$ 5,000,000</td> <td>\$ -</td> <td>\$ 5,000,000</td> </tr> </table>			Estimated Project Cost(s)	Prior Years	FY 2024	FY 2025	FY 2026	FY 2027	FY 2028	Future	Total Cost	Planning, Design, & Engineering					500,000			\$ 500,000	Land Acquisition								\$ -	Construction					4,500,000			\$ 4,500,000	Equipment								\$ -	Other								\$ -	Total Project Cost	\$ -	\$ -	\$ -	\$ -	\$ -	\$ 5,000,000	\$ -	\$ 5,000,000																																																																																																			
Estimated Project Cost(s)	Prior Years	FY 2024	FY 2025	FY 2026	FY 2027	FY 2028	Future	Total Cost																																																																																																																																																												
Planning, Design, & Engineering					500,000			\$ 500,000																																																																																																																																																												
Land Acquisition								\$ -																																																																																																																																																												
Construction					4,500,000			\$ 4,500,000																																																																																																																																																												
Equipment								\$ -																																																																																																																																																												
Other								\$ -																																																																																																																																																												
Total Project Cost	\$ -	\$ -	\$ -	\$ -	\$ -	\$ 5,000,000	\$ -	\$ 5,000,000																																																																																																																																																												
<table border="1" style="width: 100%; border-collapse: collapse;"> <tr> <th style="width: 15%;">Project Funding</th> <th style="width: 10%;">Prior Years</th> <th style="width: 10%;">FY 2024</th> <th style="width: 10%;">FY 2025</th> <th style="width: 10%;">FY 2026</th> <th style="width: 10%;">FY 2027</th> <th style="width: 10%;">FY 2028</th> <th style="width: 10%;">Future</th> <th style="width: 10%;">Total Cost</th> </tr> <tr> <td>Arterial Fees</td> <td></td> <td></td> <td></td> <td></td> <td></td> <td></td> <td></td> <td>\$ -</td> </tr> <tr> <td>Developer Contributions</td> <td></td> <td></td> <td></td> <td></td> <td></td> <td></td> <td></td> <td>\$ -</td> </tr> <tr> <td>Gas Tax</td> <td></td> <td></td> <td></td> <td></td> <td></td> <td></td> <td></td> <td>\$ -</td> </tr> <tr> <td>Gas Tax - BAARSA</td> <td></td> <td></td> <td></td> <td></td> <td></td> <td></td> <td></td> <td>\$ -</td> </tr> <tr> <td>Landfill Revenues</td> <td></td> <td></td> <td></td> <td></td> <td></td> <td></td> <td></td> <td>\$ -</td> </tr> <tr> <td>Revenue Bond/Loan</td> <td></td> <td></td> <td></td> <td></td> <td></td> <td></td> <td></td> <td>\$ -</td> </tr> <tr> <td>SID Bond</td> <td></td> <td></td> <td></td> <td></td> <td></td> <td></td> <td></td> <td>\$ -</td> </tr> <tr> <td>Sidewalk Bond</td> <td></td> <td></td> <td></td> <td></td> <td></td> <td></td> <td></td> <td>\$ -</td> </tr> <tr> <td>Solid Waste Collection Revenues</td> <td></td> <td></td> <td></td> <td></td> <td></td> <td></td> <td></td> <td>\$ -</td> </tr> <tr> <td>Storm Drain Assessments</td> <td></td> <td></td> <td></td> <td></td> <td></td> <td></td> <td></td> <td>\$ -</td> </tr> <tr> <td>Street Maintenance Fees</td> <td></td> <td></td> <td></td> <td></td> <td></td> <td></td> <td></td> <td>\$ -</td> </tr> <tr> <td>TIFD Revenues</td> <td></td> <td></td> <td></td> <td></td> <td></td> <td></td> <td></td> <td>\$ -</td> </tr> <tr> <td>Wastewater Revenues</td> <td></td> <td></td> <td></td> <td></td> <td></td> <td></td> <td></td> <td>\$ -</td> </tr> <tr> <td>Water Revenues</td> <td></td> <td></td> <td></td> <td></td> <td></td> <td></td> <td></td> <td>\$ -</td> </tr> <tr> <td>Urban Funds - State of Montana Grant</td> <td></td> <td></td> <td></td> <td></td> <td>5,000,000</td> <td></td> <td></td> <td>\$ 5,000,000</td> </tr> <tr> <td>Total Project Funding</td> <td>\$ -</td> <td>\$ -</td> <td>\$ -</td> <td>\$ -</td> <td>\$ -</td> <td>\$ 5,000,000</td> <td>\$ -</td> <td>\$ 5,000,000</td> </tr> <tr> <td></td> <td>\$ -</td> <td>\$ -</td> <td>\$ -</td> <td>\$ -</td> <td>\$ -</td> <td>\$ -</td> <td>\$ -</td> <td>\$ -</td> </tr> </table>			Project Funding	Prior Years	FY 2024	FY 2025	FY 2026	FY 2027	FY 2028	Future	Total Cost	Arterial Fees								\$ -	Developer Contributions								\$ -	Gas Tax								\$ -	Gas Tax - BAARSA								\$ -	Landfill Revenues								\$ -	Revenue Bond/Loan								\$ -	SID Bond								\$ -	Sidewalk Bond								\$ -	Solid Waste Collection Revenues								\$ -	Storm Drain Assessments								\$ -	Street Maintenance Fees								\$ -	TIFD Revenues								\$ -	Wastewater Revenues								\$ -	Water Revenues								\$ -	Urban Funds - State of Montana Grant					5,000,000			\$ 5,000,000	Total Project Funding	\$ -	\$ -	\$ -	\$ -	\$ -	\$ 5,000,000	\$ -	\$ 5,000,000		\$ -	\$ -	\$ -	\$ -	\$ -	\$ -	\$ -	\$ -
Project Funding	Prior Years	FY 2024	FY 2025	FY 2026	FY 2027	FY 2028	Future	Total Cost																																																																																																																																																												
Arterial Fees								\$ -																																																																																																																																																												
Developer Contributions								\$ -																																																																																																																																																												
Gas Tax								\$ -																																																																																																																																																												
Gas Tax - BAARSA								\$ -																																																																																																																																																												
Landfill Revenues								\$ -																																																																																																																																																												
Revenue Bond/Loan								\$ -																																																																																																																																																												
SID Bond								\$ -																																																																																																																																																												
Sidewalk Bond								\$ -																																																																																																																																																												
Solid Waste Collection Revenues								\$ -																																																																																																																																																												
Storm Drain Assessments								\$ -																																																																																																																																																												
Street Maintenance Fees								\$ -																																																																																																																																																												
TIFD Revenues								\$ -																																																																																																																																																												
Wastewater Revenues								\$ -																																																																																																																																																												
Water Revenues								\$ -																																																																																																																																																												
Urban Funds - State of Montana Grant					5,000,000			\$ 5,000,000																																																																																																																																																												
Total Project Funding	\$ -	\$ -	\$ -	\$ -	\$ -	\$ 5,000,000	\$ -	\$ 5,000,000																																																																																																																																																												
	\$ -	\$ -	\$ -	\$ -	\$ -	\$ -	\$ -	\$ -																																																																																																																																																												

Department: <u>Public Works</u>		FY24 - FY28 CIP	
Project Category: <u>(PW) Transportation</u>		Project Title: <u>SBURA Unimproved Street Improvements</u>	
Project Description/Location:			
<p>This project funds improvements to gravel or unimproved streets in the South Billings Boulevard Urban Renewal District (SBBURD). This project is expected to be completed in phases, depending on the availability of tax increment funds. The streets included in the first phase of this project are Vaughn Lane, and portions of Mitchell Avenue, Bruce Ave and Hillview Lane. These streets are expected to be complete in the Fall of 2022. The second phase includes improvements to Morgan Lane, Ryan Lane and a portion of Stephens Lane. These are expected to be completed in FY24. With respect to FY25-28, there are additional streets in the proximity of the aforementioned, all of which need improvement to the street, curb, gutter and sidewalk. SBURA will work with Public Works to identify and schedule streets for improvement over the next few fiscal years.</p>			
Justification:			
<p>The South Billings Boulevard Urban Renewal District Master Plan focuses on neighborhood revitalization as a catalyst for urban renewal. The streets scheduled for improvement in FY23 will bring key collector and local streets up to City standards. There are additional local streets whose conversion from unimproved gravel streets to paved streets with curb, gutter and sidewalk would greatly assist in SBURA's efforts to revitalize the District.</p>			
CIP Status <input checked="" type="checkbox"/> Modify Existing <input type="checkbox"/> New Project		Project Type <input checked="" type="checkbox"/> Renewal/ Replacement <input type="checkbox"/> Enhancement/ New	
Operating Budget Impact:			
<p>Paving streets will reduce the amount of resources used to maintain gravel streets.</p>			
Comments:			
<p>Any contribution (i.e., SID's) from the property owners will be at City Council's discretion.</p>			

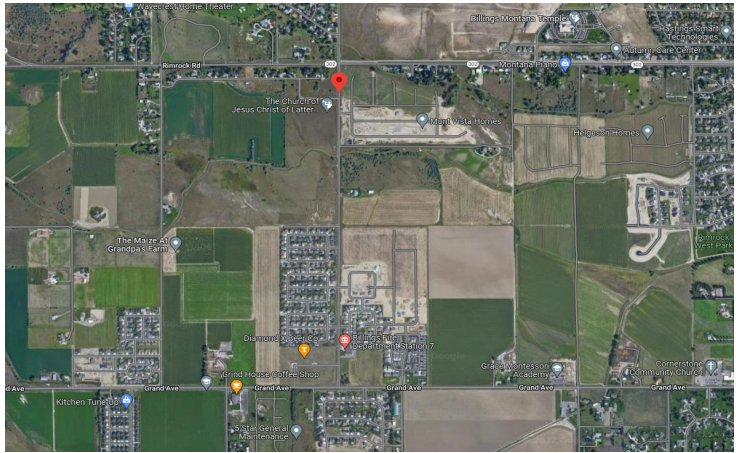
Estimated Project Cost(s)	Prior Years	FY 2024	FY 2025	FY 2026	FY 2027	FY 2028	Future	Total Cost
Planning, Design, & Engineering								\$ -
Land Acquisition								\$ -
Construction								\$ -
Equipment								\$ -
Other								\$ -
Total Project Cost	\$ -	\$ -	\$ -	\$ -	\$ -	\$ -	\$ -	\$ -


Project Funding	Prior Years	FY 2024	FY 2025	FY 2026	FY 2027	FY 2028	Future	Total Cost
Arterial Fees								\$ -
Developer Contributions								\$ -
Gas Tax								\$ -
Gas Tax - BAARSA								\$ -
Landfill Revenues								\$ -
Revenue Bond/Loan								\$ -
SID Bond								\$ -
Sidewalk Bond								\$ -
Solid Waste Collection Revenues								\$ -
Storm Drain Assessments								\$ -
Street Maintenance Fees								\$ -
TIFD Revenues		2,620,000	-	-	-			\$ 2,620,000
Wastewater Revenues								\$ -
Water Revenues								\$ -
Total Project Funding	\$ -	\$ 2,620,000	\$ -	\$ -	\$ -	\$ -	\$ -	\$ 2,620,000
	\$ -	\$ (2,620,000)	\$ -	\$ -	\$ -	\$ -	\$ -	\$ (2,620,000)


Department: <u>Public Works</u>		FY24 - FY28 CIP	
Project Category: <u>(PW) Transportation</u>		Project Title: <u>36th - Central to Broadwater</u>	
Project Description/Location:			
This project funds the construction of 36th Street West from Central Avenue to Broadwater Avenue. Design is slated for FY27 and the construction will be in FY28.			
Justification:			
36th Street West has never been constructed between Central and Broadwater. In 2018, 36th Street West was constructed south of Central and resulted in a connection from King Ave East through Central. This project would extend that connection north to Broadwater. This connection should result in decreased traffic on 32nd Street West.			
CIP Status <input checked="" type="checkbox"/> New Provd <input type="checkbox"/> Renewal/ Replacement <input type="checkbox"/> New Provd <input type="checkbox"/> Enhancement/ New			
Operating Budget Impact:			
Some additional O&M to maintain the additional length of street.			
Comments:			

Estimated Project Cost(s)	Prior Years	FY 2024	FY 2025	FY 2026	FY 2027	FY 2028	Future	Total Cost
Planning, Design, & Engineering								\$ -
Land Acquisition								\$ -
Construction					300,000	2,700,000		\$ 3,000,000
Equipment								\$ -
Other								\$ -
Total Project Cost	\$ -	\$ -	\$ -	\$ -	\$ 300,000	\$ 2,700,000	\$ -	\$ 3,000,000

Project Funding	Prior Years	FY 2024	FY 2025	FY 2026	FY 2027	FY 2028	Future	Total Cost
Arterial Fees								\$ -
Developer Contributions								\$ -
Gas Tax					300,000	2,700,000		\$ 3,000,000
Gas Tax - BAARSA								\$ -
Landfill Revenues								\$ -
Revenue Bond/Loan								\$ -
SID Bond								\$ -
Sidewalk Bond								\$ -
Solid Waste Collection Revenues								\$ -
Storm Drain Assessments								\$ -
Street Maintenance Fees								\$ -
TIFD Revenues								\$ -
Wastewater Revenues								\$ -
Water Revenues								\$ -
Total Project Funding	\$ -	\$ -	\$ -	\$ -	\$ 300,000	\$ 2,700,000	\$ -	\$ 3,000,000

Department: <u>Public Works</u>		FY24 - FY28 CIP																																																																																																																																																	
Project Category: <u>(PW) Transportation</u>		Project Title: <u>54th Street West - Grand to Rimrock</u>																																																																																																																																																	
Project Description/Location: This project will construct widening of 54th Street West from Grand Avenue to Rimrock Road along with storm drain improvements.																																																																																																																																																			
Justification: 54th Street West initially started as a County Road and with the last couple of decades of adjacent residential and commercial development, requires additional capacity and safety improvements. This project would complete widening, storm drain improvements, and remaining sidewalk construction along the corridor.																																																																																																																																																			
<table border="0" style="width: 100%;"> <tr> <td style="width: 50%; vertical-align: top;"> CIP Status <input checked="" type="checkbox"/> Modify Existing <input type="checkbox"/> New Project </td> <td style="width: 50%; vertical-align: top;"> Project Type <input type="checkbox"/> Renewal/ Replacement <input checked="" type="checkbox"/> Enhancement/ New </td> </tr> </table>		CIP Status <input checked="" type="checkbox"/> Modify Existing <input type="checkbox"/> New Project	Project Type <input type="checkbox"/> Renewal/ Replacement <input checked="" type="checkbox"/> Enhancement/ New																																																																																																																																																
CIP Status <input checked="" type="checkbox"/> Modify Existing <input type="checkbox"/> New Project	Project Type <input type="checkbox"/> Renewal/ Replacement <input checked="" type="checkbox"/> Enhancement/ New																																																																																																																																																		
Operating Budget Impact: Some additional O&M to maintain the additional width of street.																																																																																																																																																			
Comments:																																																																																																																																																			
<table border="1" style="width: 100%; border-collapse: collapse;"> <thead> <tr> <th style="width: 15%;">Estimated Project Cost(s)</th> <th style="width: 10%;">Prior Years</th> <th style="width: 10%;">FY 2024</th> <th style="width: 10%;">FY 2025</th> <th style="width: 10%;">FY 2026</th> <th style="width: 10%;">FY 2027</th> <th style="width: 10%;">FY 2028</th> <th style="width: 10%;">Future</th> <th style="width: 10%;">Total Cost</th> </tr> </thead> <tbody> <tr> <td>Planning, Design, & Engineering</td> <td></td> <td></td> <td></td> <td></td> <td style="text-align: right;">700,000</td> <td></td> <td></td> <td style="text-align: right;">\$ 700,000</td> </tr> <tr> <td>Land Acquisition</td> <td></td> <td></td> <td></td> <td></td> <td></td> <td></td> <td></td> <td style="text-align: right;">\$ -</td> </tr> <tr> <td>Construction</td> <td></td> <td></td> <td></td> <td></td> <td></td> <td style="text-align: right;">5,500,000</td> <td></td> <td style="text-align: right;">\$ 5,500,000</td> </tr> <tr> <td>Equipment</td> <td></td> <td></td> <td></td> <td></td> <td></td> <td></td> <td></td> <td style="text-align: right;">\$ -</td> </tr> <tr> <td>Other</td> <td></td> <td></td> <td></td> <td></td> <td></td> <td></td> <td></td> <td style="text-align: right;">\$ -</td> </tr> <tr> <td>Total Project Cost</td> <td style="text-align: right;">\$ -</td> <td style="text-align: right;">\$ -</td> <td style="text-align: right;">\$ -</td> <td style="text-align: right;">\$ -</td> <td style="text-align: right;">\$ -</td> <td style="text-align: right;">\$ 700,000</td> <td style="text-align: right;">\$ 5,500,000</td> <td style="text-align: right;">\$ - \$ 6,200,000</td> </tr> </tbody> </table>				Estimated Project Cost(s)	Prior Years	FY 2024	FY 2025	FY 2026	FY 2027	FY 2028	Future	Total Cost	Planning, Design, & Engineering					700,000			\$ 700,000	Land Acquisition								\$ -	Construction						5,500,000		\$ 5,500,000	Equipment								\$ -	Other								\$ -	Total Project Cost	\$ -	\$ -	\$ -	\$ -	\$ -	\$ 700,000	\$ 5,500,000	\$ - \$ 6,200,000																																																																																	
Estimated Project Cost(s)	Prior Years	FY 2024	FY 2025	FY 2026	FY 2027	FY 2028	Future	Total Cost																																																																																																																																											
Planning, Design, & Engineering					700,000			\$ 700,000																																																																																																																																											
Land Acquisition								\$ -																																																																																																																																											
Construction						5,500,000		\$ 5,500,000																																																																																																																																											
Equipment								\$ -																																																																																																																																											
Other								\$ -																																																																																																																																											
Total Project Cost	\$ -	\$ -	\$ -	\$ -	\$ -	\$ 700,000	\$ 5,500,000	\$ - \$ 6,200,000																																																																																																																																											
<table border="1" style="width: 100%; border-collapse: collapse;"> <thead> <tr> <th style="width: 15%;">Project Funding</th> <th style="width: 10%;">Prior Years</th> <th style="width: 10%;">FY 2024</th> <th style="width: 10%;">FY 2025</th> <th style="width: 10%;">FY 2026</th> <th style="width: 10%;">FY 2027</th> <th style="width: 10%;">FY 2028</th> <th style="width: 10%;">Future</th> <th style="width: 10%;">Total Cost</th> </tr> </thead> <tbody> <tr> <td>Arterial Fees</td> <td></td> <td></td> <td></td> <td></td> <td></td> <td></td> <td></td> <td style="text-align: right;">\$ -</td> </tr> <tr> <td>Developer Contributions</td> <td></td> <td></td> <td></td> <td></td> <td></td> <td></td> <td></td> <td style="text-align: right;">\$ -</td> </tr> <tr> <td>Gas Tax</td> <td></td> <td></td> <td></td> <td></td> <td></td> <td style="text-align: right;">500,000</td> <td></td> <td style="text-align: right;">\$ 500,000</td> </tr> <tr> <td>Gas Tax - BAARSA</td> <td></td> <td></td> <td></td> <td></td> <td></td> <td></td> <td></td> <td style="text-align: right;">\$ -</td> </tr> <tr> <td>Landfill Revenues</td> <td></td> <td></td> <td></td> <td></td> <td></td> <td></td> <td></td> <td style="text-align: right;">\$ -</td> </tr> <tr> <td>Revenue Bond/Loan</td> <td></td> <td></td> <td></td> <td></td> <td></td> <td></td> <td></td> <td style="text-align: right;">\$ -</td> </tr> <tr> <td>SID Bond</td> <td></td> <td></td> <td></td> <td></td> <td></td> <td></td> <td></td> <td style="text-align: right;">\$ -</td> </tr> <tr> <td>Sidewalk Bond</td> <td></td> <td></td> <td></td> <td></td> <td></td> <td></td> <td></td> <td style="text-align: right;">\$ -</td> </tr> <tr> <td>Solid Waste Collection Revenues</td> <td></td> <td></td> <td></td> <td></td> <td></td> <td></td> <td></td> <td style="text-align: right;">\$ -</td> </tr> <tr> <td>Storm Drain Assessments</td> <td></td> <td></td> <td></td> <td></td> <td></td> <td></td> <td></td> <td style="text-align: right;">\$ -</td> </tr> <tr> <td>Street Maintenance Fees</td> <td></td> <td></td> <td></td> <td></td> <td style="text-align: right;">700,000</td> <td style="text-align: right;">5,000,000</td> <td></td> <td style="text-align: right;">\$ 5,700,000</td> </tr> <tr> <td>TIFD Revenues</td> <td></td> <td></td> <td></td> <td></td> <td></td> <td></td> <td></td> <td style="text-align: right;">\$ -</td> </tr> <tr> <td>Wastewater Revenues</td> <td></td> <td></td> <td></td> <td></td> <td></td> <td></td> <td></td> <td style="text-align: right;">\$ -</td> </tr> <tr> <td>Water Revenues</td> <td></td> <td></td> <td></td> <td></td> <td></td> <td></td> <td></td> <td style="text-align: right;">\$ -</td> </tr> <tr> <td>Total Project Funding</td> <td style="text-align: right;">\$ -</td> <td style="text-align: right;">\$ -</td> <td style="text-align: right;">\$ -</td> <td style="text-align: right;">\$ -</td> <td style="text-align: right;">\$ 700,000</td> <td style="text-align: right;">\$ 5,500,000</td> <td style="text-align: right;">\$ -</td> <td style="text-align: right;">\$ 6,200,000</td> </tr> </tbody> </table>				Project Funding	Prior Years	FY 2024	FY 2025	FY 2026	FY 2027	FY 2028	Future	Total Cost	Arterial Fees								\$ -	Developer Contributions								\$ -	Gas Tax						500,000		\$ 500,000	Gas Tax - BAARSA								\$ -	Landfill Revenues								\$ -	Revenue Bond/Loan								\$ -	SID Bond								\$ -	Sidewalk Bond								\$ -	Solid Waste Collection Revenues								\$ -	Storm Drain Assessments								\$ -	Street Maintenance Fees					700,000	5,000,000		\$ 5,700,000	TIFD Revenues								\$ -	Wastewater Revenues								\$ -	Water Revenues								\$ -	Total Project Funding	\$ -	\$ -	\$ -	\$ -	\$ 700,000	\$ 5,500,000	\$ -	\$ 6,200,000
Project Funding	Prior Years	FY 2024	FY 2025	FY 2026	FY 2027	FY 2028	Future	Total Cost																																																																																																																																											
Arterial Fees								\$ -																																																																																																																																											
Developer Contributions								\$ -																																																																																																																																											
Gas Tax						500,000		\$ 500,000																																																																																																																																											
Gas Tax - BAARSA								\$ -																																																																																																																																											
Landfill Revenues								\$ -																																																																																																																																											
Revenue Bond/Loan								\$ -																																																																																																																																											
SID Bond								\$ -																																																																																																																																											
Sidewalk Bond								\$ -																																																																																																																																											
Solid Waste Collection Revenues								\$ -																																																																																																																																											
Storm Drain Assessments								\$ -																																																																																																																																											
Street Maintenance Fees					700,000	5,000,000		\$ 5,700,000																																																																																																																																											
TIFD Revenues								\$ -																																																																																																																																											
Wastewater Revenues								\$ -																																																																																																																																											
Water Revenues								\$ -																																																																																																																																											
Total Project Funding	\$ -	\$ -	\$ -	\$ -	\$ 700,000	\$ 5,500,000	\$ -	\$ 6,200,000																																																																																																																																											
<table border="1" style="width: 100%; border-collapse: collapse;"> <tbody> <tr> <td style="width: 15%; text-align: right;">\$</td> <td style="width: 10%; text-align: right;">-</td> <td style="width: 10%; text-align: right;">\$</td> <td style="width: 10%; text-align: right;">-</td> <td style="width: 10%; text-align: right;">\$</td> <td style="width: 10%; text-align: right;">-</td> <td style="width: 10%; text-align: right;">\$</td> <td style="width: 10%; text-align: right;">-</td> <td style="width: 10%; text-align: right;">\$</td> <td style="width: 10%; text-align: right;">-</td> <td style="width: 10%; text-align: right;">\$</td> <td style="width: 10%; text-align: right;">-</td> <td style="width: 10%; text-align: right;">\$</td> <td style="width: 10%; text-align: right;">-</td> </tr> </tbody> </table>				\$	-	\$	-	\$	-	\$	-	\$	-	\$	-	\$	-																																																																																																																																		
\$	-	\$	-	\$	-	\$	-	\$	-	\$	-	\$	-																																																																																																																																						


Department: <u>Public Works</u>		FY24 - FY28 CIP																																																																																																																																																	
Project Category: <u>(PW) Transportation</u>		Project Title: <u>6th Avenue North Multiuse Trail</u>																																																																																																																																																	
Project Description/Location: <p>This project will add a trail on 6th Ave North from Exposition Drive to N 13th.</p>																																																																																																																																																			
Justification: <p>There are currently sidewalks on both sides of 6th Ave North but there is not a multiuse path. There is a path from the Heights that ends at the intersection and it is desired to continue the path to N 13th where bikes and other users could use the signal to go over the 2nd and 3rd where there are bike lanes. This will make an important connection with the trail system in the heights and along the rims.</p>																																																																																																																																																			
CIP Status <input type="checkbox"/> Modify Existing <input type="checkbox"/> New Project		Project Type <input type="checkbox"/> Renewal/ Replacement <input checked="" type="checkbox"/> Enhancement/ New																																																																																																																																																	
Operating Budget Impact: <p>Some additional O&M due to the extension of the trail.</p>																																																																																																																																																			
Comments:																																																																																																																																																			
<table border="1" style="width: 100%; border-collapse: collapse;"> <thead> <tr> <th>Estimated Project Cost(s)</th> <th>Prior Years</th> <th>FY 2024</th> <th>FY 2025</th> <th>FY 2026</th> <th>FY 2027</th> <th>FY 2028</th> <th>Future</th> <th>Total Cost</th> </tr> </thead> <tbody> <tr> <td>Planning, Design, & Engineering</td> <td></td> <td></td> <td>50,000</td> <td></td> <td></td> <td></td> <td></td> <td>\$ 50,000</td> </tr> <tr> <td>Land Acquisition</td> <td></td> <td></td> <td></td> <td></td> <td></td> <td></td> <td></td> <td>\$ -</td> </tr> <tr> <td>Construction</td> <td></td> <td></td> <td>450,000</td> <td></td> <td></td> <td></td> <td></td> <td>\$ 450,000</td> </tr> <tr> <td>Equipment</td> <td></td> <td></td> <td></td> <td></td> <td></td> <td></td> <td></td> <td>\$ -</td> </tr> <tr> <td>Other</td> <td></td> <td></td> <td></td> <td></td> <td></td> <td></td> <td></td> <td>\$ -</td> </tr> <tr> <td>Total Project Cost</td> <td>\$ -</td> <td>\$ -</td> <td>\$ 500,000</td> <td>\$ -</td> <td>\$ -</td> <td>\$ -</td> <td>\$ -</td> <td>\$ 500,000</td> </tr> </tbody> </table>				Estimated Project Cost(s)	Prior Years	FY 2024	FY 2025	FY 2026	FY 2027	FY 2028	Future	Total Cost	Planning, Design, & Engineering			50,000					\$ 50,000	Land Acquisition								\$ -	Construction			450,000					\$ 450,000	Equipment								\$ -	Other								\$ -	Total Project Cost	\$ -	\$ -	\$ 500,000	\$ -	\$ -	\$ -	\$ -	\$ 500,000																																																																																	
Estimated Project Cost(s)	Prior Years	FY 2024	FY 2025	FY 2026	FY 2027	FY 2028	Future	Total Cost																																																																																																																																											
Planning, Design, & Engineering			50,000					\$ 50,000																																																																																																																																											
Land Acquisition								\$ -																																																																																																																																											
Construction			450,000					\$ 450,000																																																																																																																																											
Equipment								\$ -																																																																																																																																											
Other								\$ -																																																																																																																																											
Total Project Cost	\$ -	\$ -	\$ 500,000	\$ -	\$ -	\$ -	\$ -	\$ 500,000																																																																																																																																											
<table border="1" style="width: 100%; border-collapse: collapse;"> <thead> <tr> <th>Project Funding</th> <th>Prior Years</th> <th>FY 2024</th> <th>FY 2025</th> <th>FY 2026</th> <th>FY 2027</th> <th>FY 2028</th> <th>Future</th> <th>Total Cost</th> </tr> </thead> <tbody> <tr> <td>Arterial Fees</td> <td></td> <td></td> <td></td> <td></td> <td></td> <td></td> <td></td> <td>\$ -</td> </tr> <tr> <td>Developer Contributions</td> <td></td> <td></td> <td></td> <td></td> <td></td> <td></td> <td></td> <td>\$ -</td> </tr> <tr> <td>Gas Tax</td> <td></td> <td></td> <td></td> <td></td> <td></td> <td></td> <td></td> <td>\$ -</td> </tr> <tr> <td>Gas Tax - BAARSA</td> <td></td> <td></td> <td></td> <td></td> <td></td> <td></td> <td></td> <td>\$ -</td> </tr> <tr> <td>Landfill Revenues</td> <td></td> <td></td> <td></td> <td></td> <td></td> <td></td> <td></td> <td>\$ -</td> </tr> <tr> <td>Revenue Bond/Loan</td> <td></td> <td></td> <td></td> <td></td> <td></td> <td></td> <td></td> <td>\$ -</td> </tr> <tr> <td>SID Bond</td> <td></td> <td></td> <td></td> <td></td> <td></td> <td></td> <td></td> <td>\$ -</td> </tr> <tr> <td>Sidewalk Bond</td> <td></td> <td></td> <td></td> <td></td> <td></td> <td></td> <td></td> <td>\$ -</td> </tr> <tr> <td>Solid Waste Collection Revenues</td> <td></td> <td></td> <td></td> <td></td> <td></td> <td></td> <td></td> <td>\$ -</td> </tr> <tr> <td>Storm Drain Assessments</td> <td></td> <td></td> <td></td> <td></td> <td></td> <td></td> <td></td> <td>\$ -</td> </tr> <tr> <td>Street Maintenance Fees</td> <td></td> <td></td> <td>250,000</td> <td></td> <td></td> <td></td> <td></td> <td>\$ 250,000</td> </tr> <tr> <td>TIFD Revenues</td> <td></td> <td></td> <td>250,000</td> <td></td> <td></td> <td></td> <td></td> <td>\$ 250,000</td> </tr> <tr> <td>Wastewater Revenues</td> <td></td> <td></td> <td></td> <td></td> <td></td> <td></td> <td></td> <td>\$ -</td> </tr> <tr> <td>Water Revenues</td> <td></td> <td></td> <td></td> <td></td> <td></td> <td></td> <td></td> <td>\$ -</td> </tr> <tr> <td>Total Project Funding</td> <td>\$ -</td> <td>\$ -</td> <td>\$ 500,000</td> <td>\$ -</td> <td>\$ -</td> <td>\$ -</td> <td>\$ -</td> <td>\$ 500,000</td> </tr> </tbody> </table>				Project Funding	Prior Years	FY 2024	FY 2025	FY 2026	FY 2027	FY 2028	Future	Total Cost	Arterial Fees								\$ -	Developer Contributions								\$ -	Gas Tax								\$ -	Gas Tax - BAARSA								\$ -	Landfill Revenues								\$ -	Revenue Bond/Loan								\$ -	SID Bond								\$ -	Sidewalk Bond								\$ -	Solid Waste Collection Revenues								\$ -	Storm Drain Assessments								\$ -	Street Maintenance Fees			250,000					\$ 250,000	TIFD Revenues			250,000					\$ 250,000	Wastewater Revenues								\$ -	Water Revenues								\$ -	Total Project Funding	\$ -	\$ -	\$ 500,000	\$ -	\$ -	\$ -	\$ -	\$ 500,000
Project Funding	Prior Years	FY 2024	FY 2025	FY 2026	FY 2027	FY 2028	Future	Total Cost																																																																																																																																											
Arterial Fees								\$ -																																																																																																																																											
Developer Contributions								\$ -																																																																																																																																											
Gas Tax								\$ -																																																																																																																																											
Gas Tax - BAARSA								\$ -																																																																																																																																											
Landfill Revenues								\$ -																																																																																																																																											
Revenue Bond/Loan								\$ -																																																																																																																																											
SID Bond								\$ -																																																																																																																																											
Sidewalk Bond								\$ -																																																																																																																																											
Solid Waste Collection Revenues								\$ -																																																																																																																																											
Storm Drain Assessments								\$ -																																																																																																																																											
Street Maintenance Fees			250,000					\$ 250,000																																																																																																																																											
TIFD Revenues			250,000					\$ 250,000																																																																																																																																											
Wastewater Revenues								\$ -																																																																																																																																											
Water Revenues								\$ -																																																																																																																																											
Total Project Funding	\$ -	\$ -	\$ 500,000	\$ -	\$ -	\$ -	\$ -	\$ 500,000																																																																																																																																											

Department: <u>Public Works</u>		FY24 - FY28 CIP	
Project Category: <u>(PW) Transportation</u>		Project Title: <u>Annual ADA Replacement</u>	
Project Description/Location: <p>This project is for the replacement of handicapped ramps in accordance with the signed agreement between the City of Billings and the Department of Justice (DOJ). Locations are typically throughout the city.</p>			
Justification: <p>The City of Billings entered into an agreement with the DOJ to replace intersection corners to meet ADA requirements. Public Works staff prioritizes the location of the ramps for replacement each year based on observed need, citizen requests, projects, and other criteria.</p>			
CIP Status <input checked="" type="checkbox"/> Modify Existing <input type="checkbox"/> New Project		Project Type <input checked="" type="checkbox"/> Renewal/ Replacement <input type="checkbox"/> Enhancement/ New	
Operating Budget Impact: <p>None.</p>			
Comments: <p>Project is required due to agreement with DOJ.</p>			

Estimated Project Cost(s)	Prior Years	FY 2024	FY 2025	FY 2026	FY 2027	FY 2028	Future	Total Cost
Planning, Design, & Engineering		20,000	20,000	20,000	20,000	20,000		\$ 100,000
Land Acquisition								\$ -
Construction		230,000	230,000	230,000	230,000	230,000		\$ 1,150,000
Equipment								\$ -
Other								\$ -
Total Project Cost	\$ -	\$ 250,000	\$ 250,000	\$ 250,000	\$ 250,000	\$ 250,000	\$ -	\$ 1,250,000


Project Funding	Prior Years	FY 2024	FY 2025	FY 2026	FY 2027	FY 2028	Future	Total Cost
Arterial Fees								\$ -
Developer Contributions								\$ -
Gas Tax		250,000	250,000	250,000	250,000	250,000		\$ 1,250,000
Gas Tax - BAARSA								\$ -
Landfill Revenues								\$ -
Revenue Bond/Loan								\$ -
SID Bond								\$ -
Sidewalk Bond								\$ -
Solid Waste Collection Revenues								\$ -
Storm Drain Assessments								\$ -
Street Maintenance Fees								\$ -
TIFD Revenues								\$ -
Wastewater Revenues								\$ -
Water Revenues								\$ -
Total Project Funding	\$ -	\$ 250,000	\$ 250,000	\$ 250,000	\$ 250,000	\$ 250,000	\$ -	\$ 1,250,000

Department: <u>Public Works</u>		FY24 - FY28 CIP																																																																																																																																																	
Project Category: <u>(PW) Transportation</u>		Project Title: <u>Annual Gravel Street Reconstruction</u>																																																																																																																																																	
Project Description/Location: <p>In an effort to reduce the number of gravel streets within the city, Public Works has developed a program to work with neighborhoods to develop SIDs to construct or re-construct streets. The gas tax portion of this project will provide funding for corner lot subsidies and for any street component that is the City's financial responsibility that may be included in an SID for a given year.</p>																																																																																																																																																			
Justification: <p>The city has many streets that are gravel. The goal of the program is to bring all streets up to maintainable, City standards. Streets are being prioritized based on requests from the property owners, maintenance level for our crews, and proximity of storm drainage.</p>																																																																																																																																																			
CIP Status <input checked="" type="checkbox"/> Modify Existing <input type="checkbox"/> New Project		Project Type <input type="checkbox"/> Renewal/ Replacement <input checked="" type="checkbox"/> Enhancement/ New																																																																																																																																																	
Operating Budget Impact: <p>Gravel streets use significant resources. This project will reduce the resources required as streets are completed.</p>		Insert Picture(s) or Map Here																																																																																																																																																	
Comments: <p>Engineering is typically done with in house staff.</p>																																																																																																																																																			
<table border="1" style="width: 100%; border-collapse: collapse; font-size: 10px;"> <thead> <tr> <th style="width: 25%;">Estimated Project Cost(s)</th> <th style="width: 10%;">Prior Years</th> <th style="width: 10%;">FY 2024</th> <th style="width: 10%;">FY 2025</th> <th style="width: 10%;">FY 2026</th> <th style="width: 10%;">FY 2027</th> <th style="width: 10%;">FY 2028</th> <th style="width: 10%;">Future</th> <th style="width: 10%;">Total Cost</th> </tr> </thead> <tbody> <tr> <td>Planning, Design, & Engineering</td> <td></td> <td>300,000</td> <td>300,000</td> <td>300,000</td> <td>300,000</td> <td>300,000</td> <td></td> <td>\$ 1,500,000</td> </tr> <tr> <td>Land Acquisition</td> <td></td> <td></td> <td></td> <td></td> <td></td> <td></td> <td></td> <td>\$ -</td> </tr> <tr> <td>Construction</td> <td></td> <td>2,150,000</td> <td>2,150,000</td> <td>2,150,000</td> <td>2,150,000</td> <td>2,150,000</td> <td></td> <td>\$ 10,750,000</td> </tr> <tr> <td>Equipment</td> <td></td> <td></td> <td></td> <td></td> <td></td> <td></td> <td></td> <td>\$ -</td> </tr> <tr> <td>Other</td> <td></td> <td></td> <td></td> <td></td> <td></td> <td></td> <td></td> <td>\$ -</td> </tr> <tr> <td>Total Project Cost</td> <td>\$ -</td> <td>\$ 2,450,000</td> <td>\$ 2,450,000</td> <td>\$ 2,450,000</td> <td>\$ 2,450,000</td> <td>\$ 2,450,000</td> <td>\$ -</td> <td>\$ 12,250,000</td> </tr> </tbody> </table>				Estimated Project Cost(s)	Prior Years	FY 2024	FY 2025	FY 2026	FY 2027	FY 2028	Future	Total Cost	Planning, Design, & Engineering		300,000	300,000	300,000	300,000	300,000		\$ 1,500,000	Land Acquisition								\$ -	Construction		2,150,000	2,150,000	2,150,000	2,150,000	2,150,000		\$ 10,750,000	Equipment								\$ -	Other								\$ -	Total Project Cost	\$ -	\$ 2,450,000	\$ 2,450,000	\$ 2,450,000	\$ 2,450,000	\$ 2,450,000	\$ -	\$ 12,250,000																																																																																	
Estimated Project Cost(s)	Prior Years	FY 2024	FY 2025	FY 2026	FY 2027	FY 2028	Future	Total Cost																																																																																																																																											
Planning, Design, & Engineering		300,000	300,000	300,000	300,000	300,000		\$ 1,500,000																																																																																																																																											
Land Acquisition								\$ -																																																																																																																																											
Construction		2,150,000	2,150,000	2,150,000	2,150,000	2,150,000		\$ 10,750,000																																																																																																																																											
Equipment								\$ -																																																																																																																																											
Other								\$ -																																																																																																																																											
Total Project Cost	\$ -	\$ 2,450,000	\$ 2,450,000	\$ 2,450,000	\$ 2,450,000	\$ 2,450,000	\$ -	\$ 12,250,000																																																																																																																																											
<table border="1" style="width: 100%; border-collapse: collapse; font-size: 10px;"> <thead> <tr> <th style="width: 25%;">Project Funding</th> <th style="width: 10%;">Prior Years</th> <th style="width: 10%;">FY 2024</th> <th style="width: 10%;">FY 2025</th> <th style="width: 10%;">FY 2026</th> <th style="width: 10%;">FY 2027</th> <th style="width: 10%;">FY 2028</th> <th style="width: 10%;">Future</th> <th style="width: 10%;">Total Cost</th> </tr> </thead> <tbody> <tr> <td>Arterial Fees</td> <td></td> <td></td> <td></td> <td></td> <td></td> <td></td> <td></td> <td>\$ -</td> </tr> <tr> <td>Developer Contributions</td> <td></td> <td></td> <td></td> <td></td> <td></td> <td></td> <td></td> <td>\$ -</td> </tr> <tr> <td>Gas Tax</td> <td></td> <td></td> <td></td> <td></td> <td></td> <td></td> <td></td> <td>\$ -</td> </tr> <tr> <td>Gas Tax - BAARSA</td> <td></td> <td></td> <td></td> <td></td> <td></td> <td></td> <td></td> <td>\$ -</td> </tr> <tr> <td>Landfill Revenues</td> <td></td> <td></td> <td></td> <td></td> <td></td> <td></td> <td></td> <td>\$ -</td> </tr> <tr> <td>Revenue Bond/Loan</td> <td></td> <td></td> <td></td> <td></td> <td></td> <td></td> <td></td> <td>\$ -</td> </tr> <tr> <td>SID Bond</td> <td></td> <td>1,400,000</td> <td>1,400,000</td> <td>1,400,000</td> <td>1,400,000</td> <td>1,400,000</td> <td></td> <td>\$ 7,000,000</td> </tr> <tr> <td>Sidewalk Bond</td> <td></td> <td></td> <td></td> <td></td> <td></td> <td></td> <td></td> <td>\$ -</td> </tr> <tr> <td>Solid Waste Collection Revenues</td> <td></td> <td></td> <td></td> <td></td> <td></td> <td></td> <td></td> <td>\$ -</td> </tr> <tr> <td>Storm Drain Assessments</td> <td></td> <td></td> <td></td> <td></td> <td></td> <td></td> <td></td> <td>\$ -</td> </tr> <tr> <td>Street Maintenance Fees</td> <td></td> <td>550,000</td> <td>550,000</td> <td>550,000</td> <td>550,000</td> <td>550,000</td> <td></td> <td>\$ 2,750,000</td> </tr> <tr> <td>TIFD Revenues</td> <td></td> <td></td> <td></td> <td></td> <td></td> <td></td> <td></td> <td>\$ -</td> </tr> <tr> <td>Wastewater Revenues</td> <td></td> <td></td> <td></td> <td></td> <td></td> <td></td> <td></td> <td>\$ -</td> </tr> <tr> <td>Water Revenues</td> <td></td> <td>500,000</td> <td>500,000</td> <td>500,000</td> <td>500,000</td> <td>500,000</td> <td></td> <td>\$ 2,500,000</td> </tr> <tr> <td>Total Project Funding</td> <td>\$ -</td> <td>\$ 2,450,000</td> <td>\$ 2,450,000</td> <td>\$ 2,450,000</td> <td>\$ 2,450,000</td> <td>\$ 2,450,000</td> <td>\$ -</td> <td>\$ 12,250,000</td> </tr> </tbody> </table>				Project Funding	Prior Years	FY 2024	FY 2025	FY 2026	FY 2027	FY 2028	Future	Total Cost	Arterial Fees								\$ -	Developer Contributions								\$ -	Gas Tax								\$ -	Gas Tax - BAARSA								\$ -	Landfill Revenues								\$ -	Revenue Bond/Loan								\$ -	SID Bond		1,400,000	1,400,000	1,400,000	1,400,000	1,400,000		\$ 7,000,000	Sidewalk Bond								\$ -	Solid Waste Collection Revenues								\$ -	Storm Drain Assessments								\$ -	Street Maintenance Fees		550,000	550,000	550,000	550,000	550,000		\$ 2,750,000	TIFD Revenues								\$ -	Wastewater Revenues								\$ -	Water Revenues		500,000	500,000	500,000	500,000	500,000		\$ 2,500,000	Total Project Funding	\$ -	\$ 2,450,000	\$ 2,450,000	\$ 2,450,000	\$ 2,450,000	\$ 2,450,000	\$ -	\$ 12,250,000
Project Funding	Prior Years	FY 2024	FY 2025	FY 2026	FY 2027	FY 2028	Future	Total Cost																																																																																																																																											
Arterial Fees								\$ -																																																																																																																																											
Developer Contributions								\$ -																																																																																																																																											
Gas Tax								\$ -																																																																																																																																											
Gas Tax - BAARSA								\$ -																																																																																																																																											
Landfill Revenues								\$ -																																																																																																																																											
Revenue Bond/Loan								\$ -																																																																																																																																											
SID Bond		1,400,000	1,400,000	1,400,000	1,400,000	1,400,000		\$ 7,000,000																																																																																																																																											
Sidewalk Bond								\$ -																																																																																																																																											
Solid Waste Collection Revenues								\$ -																																																																																																																																											
Storm Drain Assessments								\$ -																																																																																																																																											
Street Maintenance Fees		550,000	550,000	550,000	550,000	550,000		\$ 2,750,000																																																																																																																																											
TIFD Revenues								\$ -																																																																																																																																											
Wastewater Revenues								\$ -																																																																																																																																											
Water Revenues		500,000	500,000	500,000	500,000	500,000		\$ 2,500,000																																																																																																																																											
Total Project Funding	\$ -	\$ 2,450,000	\$ 2,450,000	\$ 2,450,000	\$ 2,450,000	\$ 2,450,000	\$ -	\$ 12,250,000																																																																																																																																											

Department: <u>Public Works</u>		FY24 - FY28 CIP	
Project Category: <u>(PW) Transportation</u>		Project Title: <u>Annual PAVER Program</u>	
Project Description/Location:			
<p>This annual program is responsible for crack sealing, overlay, and chip seals of various streets throughout the City.</p>			
Justification:			
<p>Asphalt needs to be maintained to extend it's lifespan. The City established a preventative pavement maintenance program over 30 years ago and it includes overlaying, crack sealing, and chip sealing all streets within the City. Each street is evaluated on an ongoing basis and prioritized according to it's condition. Staff also considers utility work that needs to be done when scheduling the projects each year to ensure that the utility work is done before the pavement maintenance. Staff does have a 5 year plan but it fluctuates depending on if streets deteriorate at the expected rate and other factors such as utility work.</p>			
CIP Status <input type="checkbox"/> I <input type="checkbox"/> I Modify <input type="checkbox"/> I Renewal/ Replacement <input type="checkbox"/> I New Proid <input type="checkbox"/> I Enhancement/ New		Project Type 	
Operating Budget Impact:			
<p>Preventative maintenance of the streets reduces the operating budget due to the lack of potholes and other maintenance items.</p>			
Comments:			

Estimated Project Cost(s)	Prior Years	FY 2024	FY 2025	FY 2026	FY 2027	FY 2028	Future	Total Cost
Planning, Design, & Engineering		100,000	160,000	165,000	175,000	185,000		\$ 785,000
Land Acquisition								\$ -
Construction		925,000	2,740,000	2,835,000	2,925,000	3,015,000		\$ 12,440,000
Equipment								\$ -
Other								\$ -
Total Project Cost	\$ -	\$ 1,025,000	\$ 2,900,000	\$ 3,000,000	\$ 3,100,000	\$ 3,200,000	\$ -	\$ 13,225,000



Project Funding	Prior Years	FY 2024	FY 2025	FY 2026	FY 2027	FY 2028	Future	Total Cost
Arterial Fees								\$ -
Developer Contributions								\$ -
Gas Tax								\$ -
Gas Tax - BAARSA		800,000	1,150,000			2,170,000		\$ 4,120,000
Landfill Revenues								\$ -
Revenue Bond/Loan								\$ -
SID Bond								\$ -
Sidewalk Bond								\$ -
Solid Waste Collection Revenues								\$ -
Storm Drain Assessments								\$ -
Street Maintenance Fees		225,000	1,750,000	3,000,000	3,100,000	1,030,000		\$ 9,105,000
TIFD Revenues								\$ -
Wastewater Revenues								\$ -
Water Revenues								\$ -
Total Project Funding	\$ -	\$ 1,025,000	\$ 2,900,000	\$ 3,000,000	\$ 3,100,000	\$ 3,200,000	\$ -	\$ 13,225,000



Department: <u>Public Works</u>		FY24 - FY28 CIP																																																																																																																																																	
Project Category: <u>(PW) Transportation</u>		Project Title: <u>Annual Pedestrian Crossings</u>																																																																																																																																																	
Project Description/Location:																																																																																																																																																			
This is an annual project for enhanced pedestrian crossings throughout the City. Specific locations will be determined based on a priority study.																																																																																																																																																			
Justification:																																																																																																																																																			
Enhanced pedestrian crossings create a safer options for pedestrians crossing streets than simple crosswalks. Typically, enhanced crossings are located on school routes.																																																																																																																																																			
CIP Status <input checked="" type="checkbox"/> I Modifv <input type="checkbox"/> I Renewal/ Replacement <input type="checkbox"/> I New Proid <input type="checkbox"/> I Enhancement/ New																																																																																																																																																			
Operating Budget Impact:																																																																																																																																																			
Negligible impact for O&M especially when solar power is used.																																																																																																																																																			
Comments:																																																																																																																																																			
<table border="1" style="width: 100%; border-collapse: collapse;"> <thead> <tr> <th>Estimated Project Cost(s)</th> <th>Prior Years</th> <th>FY 2024</th> <th>FY 2025</th> <th>FY 2026</th> <th>FY 2027</th> <th>FY 2028</th> <th>Future</th> <th>Total Cost</th> </tr> </thead> <tbody> <tr> <td>Planning, Design, & Engineering</td> <td></td> <td>5,000</td> <td>5,000</td> <td>6,000</td> <td>6,000</td> <td>6,000</td> <td></td> <td>\$ 28,000</td> </tr> <tr> <td>Land Acquisition</td> <td></td> <td></td> <td></td> <td></td> <td></td> <td></td> <td></td> <td>\$ -</td> </tr> <tr> <td>Construction</td> <td></td> <td>99,000</td> <td>102,000</td> <td>104,000</td> <td>109,000</td> <td>114,000</td> <td></td> <td>\$ 528,000</td> </tr> <tr> <td>Equipment</td> <td></td> <td></td> <td></td> <td></td> <td></td> <td></td> <td></td> <td>\$ -</td> </tr> <tr> <td>Other</td> <td></td> <td></td> <td></td> <td></td> <td></td> <td></td> <td></td> <td>\$ -</td> </tr> <tr> <td>Total Project Cost</td> <td>\$ -</td> <td>\$ 104,000</td> <td>\$ 107,000</td> <td>\$ 110,000</td> <td>\$ 115,000</td> <td>\$ 120,000</td> <td>\$ -</td> <td>\$ 556,000</td> </tr> </tbody> </table>				Estimated Project Cost(s)	Prior Years	FY 2024	FY 2025	FY 2026	FY 2027	FY 2028	Future	Total Cost	Planning, Design, & Engineering		5,000	5,000	6,000	6,000	6,000		\$ 28,000	Land Acquisition								\$ -	Construction		99,000	102,000	104,000	109,000	114,000		\$ 528,000	Equipment								\$ -	Other								\$ -	Total Project Cost	\$ -	\$ 104,000	\$ 107,000	\$ 110,000	\$ 115,000	\$ 120,000	\$ -	\$ 556,000																																																																																	
Estimated Project Cost(s)	Prior Years	FY 2024	FY 2025	FY 2026	FY 2027	FY 2028	Future	Total Cost																																																																																																																																											
Planning, Design, & Engineering		5,000	5,000	6,000	6,000	6,000		\$ 28,000																																																																																																																																											
Land Acquisition								\$ -																																																																																																																																											
Construction		99,000	102,000	104,000	109,000	114,000		\$ 528,000																																																																																																																																											
Equipment								\$ -																																																																																																																																											
Other								\$ -																																																																																																																																											
Total Project Cost	\$ -	\$ 104,000	\$ 107,000	\$ 110,000	\$ 115,000	\$ 120,000	\$ -	\$ 556,000																																																																																																																																											
<table border="1" style="width: 100%; border-collapse: collapse;"> <thead> <tr> <th>Project Funding</th> <th>Prior Years</th> <th>FY 2024</th> <th>FY 2025</th> <th>FY 2026</th> <th>FY 2027</th> <th>FY 2028</th> <th>Future</th> <th>Total Cost</th> </tr> </thead> <tbody> <tr> <td>Arterial Fees</td> <td></td> <td></td> <td></td> <td></td> <td></td> <td></td> <td></td> <td>\$ -</td> </tr> <tr> <td>Developer Contributions</td> <td></td> <td></td> <td></td> <td></td> <td></td> <td></td> <td></td> <td>\$ -</td> </tr> <tr> <td>Gas Tax</td> <td></td> <td>104,000</td> <td>107,000</td> <td>110,000</td> <td>115,000</td> <td>120,000</td> <td></td> <td>\$ 556,000</td> </tr> <tr> <td>Gas Tax - BAARSA</td> <td></td> <td></td> <td></td> <td></td> <td></td> <td></td> <td></td> <td>\$ -</td> </tr> <tr> <td>Landfill Revenues</td> <td></td> <td></td> <td></td> <td></td> <td></td> <td></td> <td></td> <td>\$ -</td> </tr> <tr> <td>Revenue Bond/Loan</td> <td></td> <td></td> <td></td> <td></td> <td></td> <td></td> <td></td> <td>\$ -</td> </tr> <tr> <td>SID Bond</td> <td></td> <td></td> <td></td> <td></td> <td></td> <td></td> <td></td> <td>\$ -</td> </tr> <tr> <td>Sidewalk Bond</td> <td></td> <td></td> <td></td> <td></td> <td></td> <td></td> <td></td> <td>\$ -</td> </tr> <tr> <td>Solid Waste Collection Revenues</td> <td></td> <td></td> <td></td> <td></td> <td></td> <td></td> <td></td> <td>\$ -</td> </tr> <tr> <td>Storm Drain Assessments</td> <td></td> <td></td> <td></td> <td></td> <td></td> <td></td> <td></td> <td>\$ -</td> </tr> <tr> <td>Street Maintenance Fees</td> <td></td> <td></td> <td></td> <td></td> <td></td> <td></td> <td></td> <td>\$ -</td> </tr> <tr> <td>TIFD Revenues</td> <td></td> <td></td> <td></td> <td></td> <td></td> <td></td> <td></td> <td>\$ -</td> </tr> <tr> <td>Wastewater Revenues</td> <td></td> <td></td> <td></td> <td></td> <td></td> <td></td> <td></td> <td>\$ -</td> </tr> <tr> <td>Water Revenues</td> <td></td> <td></td> <td></td> <td></td> <td></td> <td></td> <td></td> <td>\$ -</td> </tr> <tr> <td>Total Project Funding</td> <td>\$ -</td> <td>\$ 104,000</td> <td>\$ 107,000</td> <td>\$ 110,000</td> <td>\$ 115,000</td> <td>\$ 120,000</td> <td>\$ -</td> <td>\$ 556,000</td> </tr> </tbody> </table>				Project Funding	Prior Years	FY 2024	FY 2025	FY 2026	FY 2027	FY 2028	Future	Total Cost	Arterial Fees								\$ -	Developer Contributions								\$ -	Gas Tax		104,000	107,000	110,000	115,000	120,000		\$ 556,000	Gas Tax - BAARSA								\$ -	Landfill Revenues								\$ -	Revenue Bond/Loan								\$ -	SID Bond								\$ -	Sidewalk Bond								\$ -	Solid Waste Collection Revenues								\$ -	Storm Drain Assessments								\$ -	Street Maintenance Fees								\$ -	TIFD Revenues								\$ -	Wastewater Revenues								\$ -	Water Revenues								\$ -	Total Project Funding	\$ -	\$ 104,000	\$ 107,000	\$ 110,000	\$ 115,000	\$ 120,000	\$ -	\$ 556,000
Project Funding	Prior Years	FY 2024	FY 2025	FY 2026	FY 2027	FY 2028	Future	Total Cost																																																																																																																																											
Arterial Fees								\$ -																																																																																																																																											
Developer Contributions								\$ -																																																																																																																																											
Gas Tax		104,000	107,000	110,000	115,000	120,000		\$ 556,000																																																																																																																																											
Gas Tax - BAARSA								\$ -																																																																																																																																											
Landfill Revenues								\$ -																																																																																																																																											
Revenue Bond/Loan								\$ -																																																																																																																																											
SID Bond								\$ -																																																																																																																																											
Sidewalk Bond								\$ -																																																																																																																																											
Solid Waste Collection Revenues								\$ -																																																																																																																																											
Storm Drain Assessments								\$ -																																																																																																																																											
Street Maintenance Fees								\$ -																																																																																																																																											
TIFD Revenues								\$ -																																																																																																																																											
Wastewater Revenues								\$ -																																																																																																																																											
Water Revenues								\$ -																																																																																																																																											
Total Project Funding	\$ -	\$ 104,000	\$ 107,000	\$ 110,000	\$ 115,000	\$ 120,000	\$ -	\$ 556,000																																																																																																																																											

Department: <u>Public Works</u>		FY24 - FY28 CIP	
Project Category: <u>(PW) Transportation</u>		Project Title: <u>Annual SIDs</u>	
Project Description/Location: <p>Annual amount for any SIDs that neighborhoods bring forward. The gas tax portion of this project will provide funding for corner lot subsidies and for any street component that is the City's financial responsibility that may be included in an SID for a given year.</p>			
Justification: <p>The use of SIDs is an important and necessary method of constructing improvements in existing developed neighborhoods and business districts, as well as in new residential and commercial subdivisions. Bonds are sold to finance the improvements and charged back to the property owners that benefit from the improvements over a period of time.</p>			
CIP Status <input checked="" type="checkbox"/> Modify Existing <input type="checkbox"/> New Project		Project Type <input type="checkbox"/> Renewal/ Replacement <input checked="" type="checkbox"/> Enhancement/ New	
Operating Budget Impact: 		Insert Picture(s) or Map Here	
Comments: <p>Engineering is typically done with in house staff.</p>			

Estimated Project Cost(s)	Prior Years	FY 2024	FY 2025	FY 2026	FY 2027	FY 2028	Future	Total Cost
Planning, Design, & Engineering		100,000	100,000	100,000	100,000	100,000		\$ 500,000
Land Acquisition								\$ -
Construction		950,000	950,000	950,000	950,000	950,000		\$ 4,750,000
Equipment								\$ -
Other								\$ -
Total Project Cost	\$ -	\$ 1,050,000	\$ 1,050,000	\$ 1,050,000	\$ 1,050,000	\$ 1,050,000	\$ -	\$ 5,250,000

Project Funding	Prior Years	FY 2024	FY 2025	FY 2026	FY 2027	FY 2028	Future	Total Cost
Arterial Fees								\$ -
Developer Contributions								\$ -
Gas Tax		50,000	50,000	50,000	50,000	50,000		\$ 250,000
Gas Tax - BAARSA								\$ -
Landfill Revenues								\$ -
Revenue Bond/Loan								\$ -
SID Bond		1,000,000	1,000,000	1,000,000	1,000,000	1,000,000		\$ 5,000,000
Sidewalk Bond								\$ -
Solid Waste Collection Revenues								\$ -
Storm Drain Assessments								\$ -
Street Maintenance Fees								\$ -
TIFD Revenues								\$ -
Wastewater Revenues								\$ -
Water Revenues								\$ -
Total Project Funding	\$ -	\$ 1,050,000	\$ 1,050,000	\$ 1,050,000	\$ 1,050,000	\$ 1,050,000	\$ -	\$ 5,250,000


Department: <u>Public Works</u>		FY24 - FY28 CIP																																																																																																																																																	
Project Category: <u>(PW) Transportation</u>		Project Title: <u>Annual Street Reconstruction</u>																																																																																																																																																	
Project Description/Location: <p>In an effort to reduce the number of non-maintainable streets within the City, Public Works has developed a program to work with neighborhoods to develop SIDs to construct or re-construct streets. The gas tax portion of this project will provide funding for corner lot subsidies and for any street component that is the City's financial responsibility that may be included in an SID for a given year.</p>																																																																																																																																																			
Justification: <p>The city has many streets that have never been constructed to a maintainable standard. The goal of the program is to bring all streets up to maintainable, City standards. Streets are being prioritized based on requests from the property owners, maintenance level for our crews, and proximity of storm drainage.</p>																																																																																																																																																			
CIP Status <input checked="" type="checkbox"/> Modify Existing <input type="checkbox"/> New Project		Project Type <input type="checkbox"/> Renewal/ Replacement <input checked="" type="checkbox"/> Enhancement/ New																																																																																																																																																	
Operating Budget Impact: <p>Non-maintainable streets use significant resources. This project will reduce the resources required as streets are completed.</p>		 																																																																																																																																																	
Comments: <p>Engineering is typically done with in-house staff.</p>																																																																																																																																																			
<table border="1" style="width: 100%; border-collapse: collapse;"> <thead> <tr> <th>Estimated Project Cost(s)</th> <th>Prior Years</th> <th>FY 2024</th> <th>FY 2025</th> <th>FY 2026</th> <th>FY 2027</th> <th>FY 2028</th> <th>Future</th> <th>Total Cost</th> </tr> </thead> <tbody> <tr> <td>Planning, Design, & Engineering</td> <td></td> <td>250,000</td> <td>250,000</td> <td>250,000</td> <td>250,000</td> <td>250,000</td> <td></td> <td>\$ 1,250,000</td> </tr> <tr> <td>Land Acquisition</td> <td></td> <td></td> <td></td> <td></td> <td></td> <td></td> <td></td> <td>\$ -</td> </tr> <tr> <td>Construction</td> <td></td> <td>1,330,000</td> <td>1,330,000</td> <td>1,330,000</td> <td>1,330,000</td> <td></td> <td></td> <td>\$ 5,320,000</td> </tr> <tr> <td>Equipment</td> <td></td> <td></td> <td></td> <td></td> <td></td> <td>1,330,000</td> <td></td> <td>\$ 1,330,000</td> </tr> <tr> <td>Other</td> <td></td> <td></td> <td></td> <td></td> <td></td> <td></td> <td></td> <td>\$ -</td> </tr> <tr> <td>Total Project Cost</td> <td>\$ -</td> <td>\$ 1,580,000</td> <td>\$ 1,580,000</td> <td>\$ 1,580,000</td> <td>\$ 1,580,000</td> <td>\$ 1,580,000</td> <td>\$ -</td> <td>\$ 7,900,000</td> </tr> </tbody> </table>				Estimated Project Cost(s)	Prior Years	FY 2024	FY 2025	FY 2026	FY 2027	FY 2028	Future	Total Cost	Planning, Design, & Engineering		250,000	250,000	250,000	250,000	250,000		\$ 1,250,000	Land Acquisition								\$ -	Construction		1,330,000	1,330,000	1,330,000	1,330,000			\$ 5,320,000	Equipment						1,330,000		\$ 1,330,000	Other								\$ -	Total Project Cost	\$ -	\$ 1,580,000	\$ 1,580,000	\$ 1,580,000	\$ 1,580,000	\$ 1,580,000	\$ -	\$ 7,900,000																																																																																	
Estimated Project Cost(s)	Prior Years	FY 2024	FY 2025	FY 2026	FY 2027	FY 2028	Future	Total Cost																																																																																																																																											
Planning, Design, & Engineering		250,000	250,000	250,000	250,000	250,000		\$ 1,250,000																																																																																																																																											
Land Acquisition								\$ -																																																																																																																																											
Construction		1,330,000	1,330,000	1,330,000	1,330,000			\$ 5,320,000																																																																																																																																											
Equipment						1,330,000		\$ 1,330,000																																																																																																																																											
Other								\$ -																																																																																																																																											
Total Project Cost	\$ -	\$ 1,580,000	\$ 1,580,000	\$ 1,580,000	\$ 1,580,000	\$ 1,580,000	\$ -	\$ 7,900,000																																																																																																																																											
<table border="1" style="width: 100%; border-collapse: collapse;"> <thead> <tr> <th>Project Funding</th> <th>Prior Years</th> <th>FY 2024</th> <th>FY 2025</th> <th>FY 2026</th> <th>FY 2027</th> <th>FY 2028</th> <th>Future</th> <th>Total Cost</th> </tr> </thead> <tbody> <tr> <td>Arterial Fees</td> <td></td> <td></td> <td></td> <td></td> <td></td> <td></td> <td></td> <td>\$ -</td> </tr> <tr> <td>Developer Contributions</td> <td></td> <td></td> <td></td> <td></td> <td></td> <td></td> <td></td> <td>\$ -</td> </tr> <tr> <td>Gas Tax</td> <td></td> <td></td> <td></td> <td></td> <td></td> <td></td> <td></td> <td>\$ -</td> </tr> <tr> <td>Gas Tax - BAARSA</td> <td></td> <td></td> <td></td> <td></td> <td></td> <td>300,000</td> <td></td> <td>\$ 300,000</td> </tr> <tr> <td>Landfill Revenues</td> <td></td> <td></td> <td></td> <td></td> <td></td> <td></td> <td></td> <td>\$ -</td> </tr> <tr> <td>Revenue Bond/Loan</td> <td></td> <td></td> <td></td> <td></td> <td></td> <td></td> <td></td> <td>\$ -</td> </tr> <tr> <td>SID Bond</td> <td></td> <td></td> <td></td> <td></td> <td></td> <td></td> <td></td> <td>\$ -</td> </tr> <tr> <td>Sidewalk Bond</td> <td></td> <td>780,000</td> <td>780,000</td> <td>780,000</td> <td>780,000</td> <td>780,000</td> <td></td> <td>\$ 3,900,000</td> </tr> <tr> <td>Solid Waste Collection Revenues</td> <td></td> <td></td> <td></td> <td></td> <td></td> <td></td> <td></td> <td>\$ -</td> </tr> <tr> <td>Storm Drain Assessments</td> <td></td> <td></td> <td></td> <td></td> <td></td> <td></td> <td></td> <td>\$ -</td> </tr> <tr> <td>Street Maintenance Fees</td> <td></td> <td>300,000</td> <td>300,000</td> <td>300,000</td> <td>300,000</td> <td></td> <td></td> <td>\$ 1,200,000</td> </tr> <tr> <td>TIFD Revenues</td> <td></td> <td></td> <td></td> <td></td> <td></td> <td></td> <td></td> <td>\$ -</td> </tr> <tr> <td>Wastewater Revenues</td> <td></td> <td></td> <td></td> <td></td> <td></td> <td></td> <td></td> <td>\$ -</td> </tr> <tr> <td>Water Revenues</td> <td></td> <td>500,000</td> <td>500,000</td> <td>500,000</td> <td>500,000</td> <td>500,000</td> <td></td> <td>\$ 2,500,000</td> </tr> <tr> <td>Total Project Funding</td> <td>\$ -</td> <td>\$ 1,580,000</td> <td>\$ 1,580,000</td> <td>\$ 1,580,000</td> <td>\$ 1,580,000</td> <td>\$ 1,580,000</td> <td>\$ -</td> <td>\$ 7,900,000</td> </tr> </tbody> </table>				Project Funding	Prior Years	FY 2024	FY 2025	FY 2026	FY 2027	FY 2028	Future	Total Cost	Arterial Fees								\$ -	Developer Contributions								\$ -	Gas Tax								\$ -	Gas Tax - BAARSA						300,000		\$ 300,000	Landfill Revenues								\$ -	Revenue Bond/Loan								\$ -	SID Bond								\$ -	Sidewalk Bond		780,000	780,000	780,000	780,000	780,000		\$ 3,900,000	Solid Waste Collection Revenues								\$ -	Storm Drain Assessments								\$ -	Street Maintenance Fees		300,000	300,000	300,000	300,000			\$ 1,200,000	TIFD Revenues								\$ -	Wastewater Revenues								\$ -	Water Revenues		500,000	500,000	500,000	500,000	500,000		\$ 2,500,000	Total Project Funding	\$ -	\$ 1,580,000	\$ 1,580,000	\$ 1,580,000	\$ 1,580,000	\$ 1,580,000	\$ -	\$ 7,900,000
Project Funding	Prior Years	FY 2024	FY 2025	FY 2026	FY 2027	FY 2028	Future	Total Cost																																																																																																																																											
Arterial Fees								\$ -																																																																																																																																											
Developer Contributions								\$ -																																																																																																																																											
Gas Tax								\$ -																																																																																																																																											
Gas Tax - BAARSA						300,000		\$ 300,000																																																																																																																																											
Landfill Revenues								\$ -																																																																																																																																											
Revenue Bond/Loan								\$ -																																																																																																																																											
SID Bond								\$ -																																																																																																																																											
Sidewalk Bond		780,000	780,000	780,000	780,000	780,000		\$ 3,900,000																																																																																																																																											
Solid Waste Collection Revenues								\$ -																																																																																																																																											
Storm Drain Assessments								\$ -																																																																																																																																											
Street Maintenance Fees		300,000	300,000	300,000	300,000			\$ 1,200,000																																																																																																																																											
TIFD Revenues								\$ -																																																																																																																																											
Wastewater Revenues								\$ -																																																																																																																																											
Water Revenues		500,000	500,000	500,000	500,000	500,000		\$ 2,500,000																																																																																																																																											
Total Project Funding	\$ -	\$ 1,580,000	\$ 1,580,000	\$ 1,580,000	\$ 1,580,000	\$ 1,580,000	\$ -	\$ 7,900,000																																																																																																																																											

Department: <u>Public Works</u>		FY24 - FY28 CIP	
Project Category: <u>(PW) Transportation</u>		Project Title: <u>Annual Travel Corridor Coordination</u>	
Project Description/Location:			
<p>This is for improvements to corridors within the city that only require minor infrastructure modifications.</p>			
Justification:			
<p>There are opportunities within the existing traffic roadway network to improve efficiencies. This project is intended to identify and implement these improvements with small capital investment. Examples include retiming signal corridors, installing left turn arrows, and restriping lanes.</p>			
CIP Status <input checked="" type="checkbox"/> I Modifv <input type="checkbox"/> I Renewal/ Replacement <input type="checkbox"/> I New Proid <input type="checkbox"/> I Enhancement/ New		Project Type <div style="border: 1px solid black; height: 150px; width: 100%; position: relative;">   </div>	
Operating Budget Impact:			
<p>None.</p>			
Comments:			
<p>Engineering will be done internally within Public Works.</p>			

Estimated Project Cost(s)	Prior Years	FY 2024	FY 2025	FY 2026	FY 2027	FY 2028	Future	Total Cost
Planning, Design, & Engineering								\$ -
Land Acquisition								\$ -
Construction		52,000	54,000	56,000	58,000	61,000		\$ 281,000
Equipment								\$ -
Other								\$ -
Total Project Cost	\$ -	\$ 52,000	\$ 54,000	\$ 56,000	\$ 58,000	\$ 61,000	\$ -	\$ 281,000


Project Funding	Prior Years	FY 2024	FY 2025	FY 2026	FY 2027	FY 2028	Future	Total Cost
Arterial Fees								\$ -
Developer Contributions								\$ -
Gas Tax								\$ -
Gas Tax - BAARSA								\$ -
Landfill Revenues								\$ -
Revenue Bond/Loan								\$ -
SID Bond								\$ -
Sidewalk Bond								\$ -
Solid Waste Collection Revenues								\$ -
Storm Drain Assessments								\$ -
Street Maintenance Fees		52,000	54,000	56,000	58,000	61,000		\$ 281,000
TIFD Revenues								\$ -
Wastewater Revenues								\$ -
Water Revenues								\$ -
Total Project Funding	\$ -	\$ 52,000	\$ 54,000	\$ 56,000	\$ 58,000	\$ 61,000	\$ -	\$ 281,000

Department: <u>Public Works</u>		FY24 - FY28 CIP																																																																																																																																																	
Project Category: <u>(PW) Transportation</u>		Project Title: <u>Bike Boulevard</u>																																																																																																																																																	
Project Description/Location: This project funds a bike boulevard in the area of Howard/Terry/24th St. W and 24th St. W/Arvin.																																																																																																																																																			
Justification: A bike boulevard is a route that is designed to be on local streets and is a through street for bikes. The route needs to have diverters for vehicles to ensure the local street doesn't encourage cut through vehicular traffic. The bike boulevards are a good way to create transportation routes for bicyclists on non-arterial streets which is beneficial for all commuters. Due to limited space in certain areas, bike sharrows could be used as well. The 24th St. W/Arvin Rd and Howard/Terry 24th projects are the highest prioritized bicycle boulevard projects in the Bikeway and Trails Master Plan.																																																																																																																																																			
<table border="0" style="width: 100%;"> <tr> <td style="width: 50%; vertical-align: top;"> CIP Status <input checked="" type="checkbox"/> Modify Existing <input type="checkbox"/> New Project </td> <td style="width: 50%; vertical-align: top;"> Project Type <input type="checkbox"/> Renewal/ Replacement <input checked="" type="checkbox"/> Enhancement/ New </td> </tr> </table>		CIP Status <input checked="" type="checkbox"/> Modify Existing <input type="checkbox"/> New Project	Project Type <input type="checkbox"/> Renewal/ Replacement <input checked="" type="checkbox"/> Enhancement/ New																																																																																																																																																
CIP Status <input checked="" type="checkbox"/> Modify Existing <input type="checkbox"/> New Project	Project Type <input type="checkbox"/> Renewal/ Replacement <input checked="" type="checkbox"/> Enhancement/ New																																																																																																																																																		
Operating Budget Impact: There is some cost to restripe lines and symbols on a regular basis.																																																																																																																																																			
Comments:																																																																																																																																																			
<table border="1" style="width: 100%; border-collapse: collapse;"> <thead> <tr> <th style="width: 20%;">Estimated Project Cost(s)</th> <th style="width: 10%;">Prior Years</th> <th style="width: 10%;">FY 2024</th> <th style="width: 10%;">FY 2025</th> <th style="width: 10%;">FY 2026</th> <th style="width: 10%;">FY 2027</th> <th style="width: 10%;">FY 2028</th> <th style="width: 10%;">Future</th> <th style="width: 10%;">Total Cost</th> </tr> </thead> <tbody> <tr> <td>Planning, Design, & Engineering</td> <td></td> <td style="text-align: right;">30,000</td> <td></td> <td></td> <td></td> <td></td> <td></td> <td style="text-align: right;">\$ 30,000</td> </tr> <tr> <td>Land Acquisition</td> <td></td> <td></td> <td></td> <td></td> <td></td> <td></td> <td></td> <td style="text-align: right;">\$ -</td> </tr> <tr> <td>Construction</td> <td></td> <td style="text-align: right;">210,000</td> <td></td> <td></td> <td></td> <td></td> <td></td> <td style="text-align: right;">\$ 210,000</td> </tr> <tr> <td>Equipment</td> <td></td> <td></td> <td></td> <td></td> <td></td> <td></td> <td></td> <td style="text-align: right;">\$ -</td> </tr> <tr> <td>Other</td> <td></td> <td></td> <td></td> <td></td> <td></td> <td></td> <td></td> <td style="text-align: right;">\$ -</td> </tr> <tr> <td>Total Project Cost</td> <td style="text-align: right;">\$ -</td> <td style="text-align: right;">\$ 240,000</td> <td style="text-align: right;">\$ -</td> <td style="text-align: right;">\$ -</td> <td style="text-align: right;">\$ -</td> <td style="text-align: right;">\$ -</td> <td style="text-align: right;">\$ -</td> <td style="text-align: right;">\$ 240,000</td> </tr> </tbody> </table>				Estimated Project Cost(s)	Prior Years	FY 2024	FY 2025	FY 2026	FY 2027	FY 2028	Future	Total Cost	Planning, Design, & Engineering		30,000						\$ 30,000	Land Acquisition								\$ -	Construction		210,000						\$ 210,000	Equipment								\$ -	Other								\$ -	Total Project Cost	\$ -	\$ 240,000	\$ -	\$ -	\$ -	\$ -	\$ -	\$ 240,000																																																																																	
Estimated Project Cost(s)	Prior Years	FY 2024	FY 2025	FY 2026	FY 2027	FY 2028	Future	Total Cost																																																																																																																																											
Planning, Design, & Engineering		30,000						\$ 30,000																																																																																																																																											
Land Acquisition								\$ -																																																																																																																																											
Construction		210,000						\$ 210,000																																																																																																																																											
Equipment								\$ -																																																																																																																																											
Other								\$ -																																																																																																																																											
Total Project Cost	\$ -	\$ 240,000	\$ -	\$ -	\$ -	\$ -	\$ -	\$ 240,000																																																																																																																																											
<table border="1" style="width: 100%; border-collapse: collapse;"> <thead> <tr> <th style="width: 20%;">Project Funding</th> <th style="width: 10%;">Prior Years</th> <th style="width: 10%;">FY 2024</th> <th style="width: 10%;">FY 2025</th> <th style="width: 10%;">FY 2026</th> <th style="width: 10%;">FY 2027</th> <th style="width: 10%;">FY 2028</th> <th style="width: 10%;">Future</th> <th style="width: 10%;">Total Cost</th> </tr> </thead> <tbody> <tr> <td>Arterial Fees</td> <td></td> <td></td> <td></td> <td></td> <td></td> <td></td> <td></td> <td style="text-align: right;">\$ -</td> </tr> <tr> <td>Developer Contributions</td> <td></td> <td></td> <td></td> <td></td> <td></td> <td></td> <td></td> <td style="text-align: right;">\$ -</td> </tr> <tr> <td>Gas Tax</td> <td></td> <td style="text-align: right;">240,000</td> <td></td> <td></td> <td></td> <td></td> <td></td> <td style="text-align: right;">\$ 240,000</td> </tr> <tr> <td>Gas Tax - BAARSA</td> <td></td> <td></td> <td></td> <td></td> <td></td> <td></td> <td></td> <td style="text-align: right;">\$ -</td> </tr> <tr> <td>Landfill Revenues</td> <td></td> <td></td> <td></td> <td></td> <td></td> <td></td> <td></td> <td style="text-align: right;">\$ -</td> </tr> <tr> <td>Revenue Bond/Loan</td> <td></td> <td></td> <td></td> <td></td> <td></td> <td></td> <td></td> <td style="text-align: right;">\$ -</td> </tr> <tr> <td>SID Bond</td> <td></td> <td></td> <td></td> <td></td> <td></td> <td></td> <td></td> <td style="text-align: right;">\$ -</td> </tr> <tr> <td>Sidewalk Bond</td> <td></td> <td></td> <td></td> <td></td> <td></td> <td></td> <td></td> <td style="text-align: right;">\$ -</td> </tr> <tr> <td>Solid Waste Collection Revenues</td> <td></td> <td></td> <td></td> <td></td> <td></td> <td></td> <td></td> <td style="text-align: right;">\$ -</td> </tr> <tr> <td>Storm Drain Assessments</td> <td></td> <td></td> <td></td> <td></td> <td></td> <td></td> <td></td> <td style="text-align: right;">\$ -</td> </tr> <tr> <td>Street Maintenance Fees</td> <td></td> <td></td> <td></td> <td></td> <td></td> <td></td> <td></td> <td style="text-align: right;">\$ -</td> </tr> <tr> <td>TIFD Revenues</td> <td></td> <td></td> <td></td> <td></td> <td></td> <td></td> <td></td> <td style="text-align: right;">\$ -</td> </tr> <tr> <td>Wastewater Revenues</td> <td></td> <td></td> <td></td> <td></td> <td></td> <td></td> <td></td> <td style="text-align: right;">\$ -</td> </tr> <tr> <td>Water Revenues</td> <td></td> <td></td> <td></td> <td></td> <td></td> <td></td> <td></td> <td style="text-align: right;">\$ -</td> </tr> <tr> <td>Total Project Funding</td> <td style="text-align: right;">\$ -</td> <td style="text-align: right;">\$ 240,000</td> <td style="text-align: right;">\$ -</td> <td style="text-align: right;">\$ -</td> <td style="text-align: right;">\$ -</td> <td style="text-align: right;">\$ -</td> <td style="text-align: right;">\$ -</td> <td style="text-align: right;">\$ 240,000</td> </tr> </tbody> </table>				Project Funding	Prior Years	FY 2024	FY 2025	FY 2026	FY 2027	FY 2028	Future	Total Cost	Arterial Fees								\$ -	Developer Contributions								\$ -	Gas Tax		240,000						\$ 240,000	Gas Tax - BAARSA								\$ -	Landfill Revenues								\$ -	Revenue Bond/Loan								\$ -	SID Bond								\$ -	Sidewalk Bond								\$ -	Solid Waste Collection Revenues								\$ -	Storm Drain Assessments								\$ -	Street Maintenance Fees								\$ -	TIFD Revenues								\$ -	Wastewater Revenues								\$ -	Water Revenues								\$ -	Total Project Funding	\$ -	\$ 240,000	\$ -	\$ -	\$ -	\$ -	\$ -	\$ 240,000
Project Funding	Prior Years	FY 2024	FY 2025	FY 2026	FY 2027	FY 2028	Future	Total Cost																																																																																																																																											
Arterial Fees								\$ -																																																																																																																																											
Developer Contributions								\$ -																																																																																																																																											
Gas Tax		240,000						\$ 240,000																																																																																																																																											
Gas Tax - BAARSA								\$ -																																																																																																																																											
Landfill Revenues								\$ -																																																																																																																																											
Revenue Bond/Loan								\$ -																																																																																																																																											
SID Bond								\$ -																																																																																																																																											
Sidewalk Bond								\$ -																																																																																																																																											
Solid Waste Collection Revenues								\$ -																																																																																																																																											
Storm Drain Assessments								\$ -																																																																																																																																											
Street Maintenance Fees								\$ -																																																																																																																																											
TIFD Revenues								\$ -																																																																																																																																											
Wastewater Revenues								\$ -																																																																																																																																											
Water Revenues								\$ -																																																																																																																																											
Total Project Funding	\$ -	\$ 240,000	\$ -	\$ -	\$ -	\$ -	\$ -	\$ 240,000																																																																																																																																											


Department: <u>Public Works</u>	FY24 - FY28 CIP	
Project Category: <u>(PW) Transportation</u>	Project Title: <u>Broadwater - Vermillion to Shiloh</u>	
Project Description/Location: This project will reconstruct and widen Broadwater Avenue from Vermillion to Shiloh Road.		
Justification: The section of Broadwater from Vermillion to Shiloh Road is currently a narrow two lane road with some intersection improvements at Zimmerman. The road needs to be widened and reconstructed to meet the volume demands.		
CIP Status <input type="checkbox"/> Modify Existing <input type="checkbox"/> New Project	Project Type <input type="checkbox"/> Renewal/ Replacement <input checked="" type="checkbox"/> Enhancement/ New	
Operating Budget Impact: Reconstruction of the road will decrease O&M associated with aging asphalt. The widening of the road will increase O&M for maintenance activities like sweeping and plowing.		
Comments:		

Estimated Project Cost(s)	Prior Years	FY 2024	FY 2025	FY 2026	FY 2027	FY 2028	Future	Total Cost
Planning, Design, & Engineering		600,000						\$ 600,000
Land Acquisition								\$ -
Construction			3,000,000					\$ 3,000,000
Equipment								\$ -
Other								\$ -
Total Project Cost	\$ -	\$ 600,000	\$ 3,000,000	\$ -	\$ -	\$ -	\$ -	\$ 3,600,000

Project Funding	Prior Years	FY 2024	FY 2025	FY 2026	FY 2027	FY 2028	Future	Total Cost
Arterial Fees								\$ -
Developer Contributions								\$ -
Gas Tax								\$ -
Gas Tax - BAARSA								\$ -
Landfill Revenues								\$ -
Revenue Bond/Loan								\$ -
SID Bond								\$ -
Sidewalk Bond								\$ -
Solid Waste Collection Revenues								\$ -
Storm Drain Assessments								\$ -
Street Maintenance Fees		600,000	3,000,000					\$ 3,600,000
TIFD Revenues								\$ -
Wastewater Revenues								\$ -
Water Revenues								\$ -
Total Project Funding	\$ -	\$ 600,000	\$ 3,000,000	\$ -	\$ -	\$ -	\$ -	\$ 3,600,000


Department:	<u>Public Works</u>	FY24 - FY28 CIP																																																																																																																																																									
Project Category:	<u>(PW) Transportation</u>	Project Title: <u>Gabel Road</u>																																																																																																																																																									
Project Description/Location:																																																																																																																																																											
<p>Development is occurring in the Broso Valley Subdivision and has reached the level where signal warrants are met at the Gabel Road/Broso Park Drive intersection. Developers will be required to fund a portion of a traffic signal on Gabel Road and the City will need to fund the remainder. Developer contributions are required by a subdivision improvements agreement for Broso Valley Subdivision that identifies the future need for the signal, funding mechanisms,, and contains a waiver to create an SID.</p>																																																																																																																																																											
Justification:																																																																																																																																																											
<p>CIP Status</p> <p><input type="checkbox"/> Modify Existing</p> <p><input checked="" type="checkbox"/> New Project</p> <p>Project Type</p> <p><input type="checkbox"/> Renewal/ Replacement</p> <p><input checked="" type="checkbox"/> Enhancement/ New</p>																																																																																																																																																											
Operating Budget Impact:																																																																																																																																																											
Negligible.																																																																																																																																																											
Comments:																																																																																																																																																											
<table border="1" style="width: 100%; border-collapse: collapse; font-size: 0.9em;"> <thead> <tr style="background-color: #e6f2ff;"> <th>Estimated Project Cost(s)</th> <th>Prior Years</th> <th>FY 2024</th> <th>FY 2025</th> <th>FY 2026</th> <th>FY 2027</th> <th>FY 2028</th> <th>Future</th> <th>Total Cost</th> </tr> </thead> <tbody> <tr> <td>Planning, Design, & Engineering</td> <td></td> <td>75,000</td> <td></td> <td></td> <td></td> <td></td> <td></td> <td>\$ 75,000</td> </tr> <tr> <td>Land Acquisition</td> <td></td> <td></td> <td></td> <td></td> <td></td> <td></td> <td></td> <td>\$ -</td> </tr> <tr> <td>Construction</td> <td></td> <td>475,000</td> <td></td> <td></td> <td></td> <td></td> <td></td> <td>\$ 475,000</td> </tr> <tr> <td>Equipment</td> <td></td> <td></td> <td></td> <td></td> <td></td> <td></td> <td></td> <td>\$ -</td> </tr> <tr> <td>Other</td> <td></td> <td></td> <td></td> <td></td> <td></td> <td></td> <td></td> <td>\$ -</td> </tr> <tr style="font-weight: bold;"> <td>Total Project Cost</td> <td>\$ -</td> <td>\$ 550,000</td> <td>\$ -</td> <td>\$ -</td> <td>\$ -</td> <td>\$ -</td> <td>\$ -</td> <td>\$ 550,000</td> </tr> </tbody> </table>			Estimated Project Cost(s)	Prior Years	FY 2024	FY 2025	FY 2026	FY 2027	FY 2028	Future	Total Cost	Planning, Design, & Engineering		75,000						\$ 75,000	Land Acquisition								\$ -	Construction		475,000						\$ 475,000	Equipment								\$ -	Other								\$ -	Total Project Cost	\$ -	\$ 550,000	\$ -	\$ -	\$ -	\$ -	\$ -	\$ 550,000																																																																																										
Estimated Project Cost(s)	Prior Years	FY 2024	FY 2025	FY 2026	FY 2027	FY 2028	Future	Total Cost																																																																																																																																																			
Planning, Design, & Engineering		75,000						\$ 75,000																																																																																																																																																			
Land Acquisition								\$ -																																																																																																																																																			
Construction		475,000						\$ 475,000																																																																																																																																																			
Equipment								\$ -																																																																																																																																																			
Other								\$ -																																																																																																																																																			
Total Project Cost	\$ -	\$ 550,000	\$ -	\$ -	\$ -	\$ -	\$ -	\$ 550,000																																																																																																																																																			
<table border="1" style="width: 100%; border-collapse: collapse; font-size: 0.9em;"> <thead> <tr style="background-color: #e6f2ff;"> <th>Project Funding</th> <th>Prior Years</th> <th>FY 2024</th> <th>FY 2025</th> <th>FY 2026</th> <th>FY 2027</th> <th>FY 2028</th> <th>Future</th> <th>Total Cost</th> </tr> </thead> <tbody> <tr> <td>Arterial Fees</td> <td></td> <td></td> <td></td> <td></td> <td></td> <td></td> <td></td> <td>\$ -</td> </tr> <tr> <td>Developer Contributions</td> <td></td> <td></td> <td></td> <td></td> <td></td> <td></td> <td></td> <td>\$ -</td> </tr> <tr> <td>Gas Tax</td> <td></td> <td></td> <td></td> <td></td> <td></td> <td></td> <td></td> <td>\$ -</td> </tr> <tr> <td>Gas Tax - BAARSA</td> <td></td> <td></td> <td></td> <td></td> <td></td> <td></td> <td></td> <td>\$ -</td> </tr> <tr> <td>Landfill Revenues</td> <td></td> <td></td> <td></td> <td></td> <td></td> <td></td> <td></td> <td>\$ -</td> </tr> <tr> <td>Revenue Bond/Loan</td> <td></td> <td></td> <td></td> <td></td> <td></td> <td></td> <td></td> <td>\$ -</td> </tr> <tr> <td>SID Bond</td> <td></td> <td>275,000</td> <td></td> <td></td> <td></td> <td></td> <td></td> <td>\$ 275,000</td> </tr> <tr> <td>Sidewalk Bond</td> <td></td> <td></td> <td></td> <td></td> <td></td> <td></td> <td></td> <td>\$ -</td> </tr> <tr> <td>Solid Waste Collection Revenues</td> <td></td> <td></td> <td></td> <td></td> <td></td> <td></td> <td></td> <td>\$ -</td> </tr> <tr> <td>Storm Drain Assessments</td> <td></td> <td></td> <td></td> <td></td> <td></td> <td></td> <td></td> <td>\$ -</td> </tr> <tr> <td>Street Maintenance Fees</td> <td></td> <td>275,000</td> <td></td> <td></td> <td></td> <td></td> <td></td> <td>\$ 275,000</td> </tr> <tr> <td>TIFD Revenues</td> <td></td> <td></td> <td></td> <td></td> <td></td> <td></td> <td></td> <td>\$ -</td> </tr> <tr> <td>Wastewater Revenues</td> <td></td> <td></td> <td></td> <td></td> <td></td> <td></td> <td></td> <td>\$ -</td> </tr> <tr> <td>Water Revenues</td> <td></td> <td></td> <td></td> <td></td> <td></td> <td></td> <td></td> <td>\$ -</td> </tr> <tr style="font-weight: bold;"> <td>Total Project Funding</td> <td>\$ -</td> <td>\$ 550,000</td> <td>\$ -</td> <td>\$ -</td> <td>\$ -</td> <td>\$ -</td> <td>\$ -</td> <td>\$ 550,000</td> </tr> <tr style="font-weight: bold; color: red;"> <td></td> <td>\$ -</td> <td>\$ -</td> <td>\$ -</td> <td>\$ -</td> <td>\$ -</td> <td>\$ -</td> <td>\$ -</td> <td>\$ -</td> </tr> </tbody> </table>			Project Funding	Prior Years	FY 2024	FY 2025	FY 2026	FY 2027	FY 2028	Future	Total Cost	Arterial Fees								\$ -	Developer Contributions								\$ -	Gas Tax								\$ -	Gas Tax - BAARSA								\$ -	Landfill Revenues								\$ -	Revenue Bond/Loan								\$ -	SID Bond		275,000						\$ 275,000	Sidewalk Bond								\$ -	Solid Waste Collection Revenues								\$ -	Storm Drain Assessments								\$ -	Street Maintenance Fees		275,000						\$ 275,000	TIFD Revenues								\$ -	Wastewater Revenues								\$ -	Water Revenues								\$ -	Total Project Funding	\$ -	\$ 550,000	\$ -	\$ -	\$ -	\$ -	\$ -	\$ 550,000		\$ -	\$ -	\$ -	\$ -	\$ -	\$ -	\$ -	\$ -
Project Funding	Prior Years	FY 2024	FY 2025	FY 2026	FY 2027	FY 2028	Future	Total Cost																																																																																																																																																			
Arterial Fees								\$ -																																																																																																																																																			
Developer Contributions								\$ -																																																																																																																																																			
Gas Tax								\$ -																																																																																																																																																			
Gas Tax - BAARSA								\$ -																																																																																																																																																			
Landfill Revenues								\$ -																																																																																																																																																			
Revenue Bond/Loan								\$ -																																																																																																																																																			
SID Bond		275,000						\$ 275,000																																																																																																																																																			
Sidewalk Bond								\$ -																																																																																																																																																			
Solid Waste Collection Revenues								\$ -																																																																																																																																																			
Storm Drain Assessments								\$ -																																																																																																																																																			
Street Maintenance Fees		275,000						\$ 275,000																																																																																																																																																			
TIFD Revenues								\$ -																																																																																																																																																			
Wastewater Revenues								\$ -																																																																																																																																																			
Water Revenues								\$ -																																																																																																																																																			
Total Project Funding	\$ -	\$ 550,000	\$ -	\$ -	\$ -	\$ -	\$ -	\$ 550,000																																																																																																																																																			
	\$ -	\$ -	\$ -	\$ -	\$ -	\$ -	\$ -	\$ -																																																																																																																																																			

Department: <u>Public Works</u>		FY24 - FY28 CIP						
Project Category: <u>(PW) Transportation</u>		Project Title: <u>Downtown 2-Way Conversion</u>						
Project Description/Location:								
<p>This project is for the conversion of downtown 2-way streets as well as chip-sealing and traffic control upgrades.</p>								
Justification:								
<p>The one-way to two-way conversion moves toward a consistent network of two-way streets within downtown Billings, increasing accessibility for all users. Other benefits include increased exposure for businesses and increased bicycle connectivity. The project was identified as a priority in the Downtown Traffic Study.</p>								
CIP Status <input type="checkbox"/> Modify <input type="checkbox"/> Renewal/ Replacement <input checked="" type="checkbox"/> New Proj <input checked="" type="checkbox"/> Enhancement/ New		Insert Picture(s) or Map Here						
Operating Budget Impact:								
Comments:								
Estimated Project Cost(s)	Prior Years	FY 2024	FY 2025	FY 2026	FY 2027	FY 2028	Future	Total Cost
Planning, Design, & Engineering	600,000							\$ 600,000
Land Acquisition								\$ -
Construction		7,400,000						\$ 7,400,000
Equipment								\$ -
Other								\$ -
Total Project Cost	\$ 600,000	\$ 7,400,000	\$ -	\$ -	\$ -	\$ -	\$ -	\$ 8,000,000
Project Funding	Prior Years	FY 2024	FY 2025	FY 2026	FY 2027	FY 2028	Future	Total Cost
Arterial Fees								\$ -
Developer Contributions								\$ -
Gas Tax								\$ -
Gas Tax - BAARSA		1,470,000						\$ 1,470,000
Landfill Revenues								\$ -
Revenue Bond/Loan								\$ -
SID Bond								\$ -
Sidewalk Bond								\$ -
Solid Waste Collection Revenues								\$ -
Storm Drain Assessments								\$ -
Street Maintenance Fees		530,000						\$ 530,000
TIFD Revenues	600,000	5,400,000						\$ 6,000,000
Wastewater Revenues								\$ -
Water Revenues								\$ -
Total Project Funding	\$ 600,000	\$ 7,400,000	\$ -	\$ -	\$ -	\$ -	\$ -	\$ 8,000,000


Department: <u>Public Works</u>		FY24 - FY28 CIP	
Project Category: <u>(PW) Transportation</u>		Project Title: <u>Intersection Capacity Improvements</u>	
Project Description/Location:			
<p>This project is for the evaluation and construction of improvements to selected intersection trouble areas.</p>			
Justification:			
<p>Intersections are evaluated regularly to determine priority based on traffic counts, crash history, pedestrian counts and other factors. While the priority of the intersections may change, the most likely intersection to be reconstructed in FY 2023 is Colton and 24th. This intersection is a priority due to high traffic volumes and an accident history. The intersections that will be improved in FY24 - FY27 will be determined during the next signal priority study.</p>			
CIP Status <input checked="" type="checkbox"/> Modify <input type="checkbox"/> Renewal/ Replacement <input type="checkbox"/> New Proj <input checked="" type="checkbox"/> Enhancement/ New		Project Type 	
Operating Budget Impact:			
Negligible. Increase in power costs due to signal operation.			
Comments:			
Design and Construction management may be done in house if staff time permits.			

Estimated Project Cost(s)	Prior Years	FY 2024	FY 2025	FY 2026	FY 2027	FY 2028	Future	Total Cost
Planning, Design, & Engineering		36,000	37,000	38,500	40,000	41,500		\$ 193,000
Land Acquisition								\$ -
Construction		479,000	498,000	515,500	534,000	558,500		\$ 2,585,000
Equipment								\$ -
Other								\$ -
Total Project Cost	\$ -	\$ 515,000	\$ 535,000	\$ 554,000	\$ 574,000	\$ 600,000	\$ -	\$ 2,778,000

Project Funding	Prior Years	FY 2024	FY 2025	FY 2026	FY 2027	FY 2028	Future	Total Cost
Arterial Fees								\$ -
Developer Contributions								\$ -
Gas Tax								\$ -
Gas Tax - BAARSA								\$ -
Landfill Revenues								\$ -
Revenue Bond/Loan								\$ -
SID Bond								\$ -
Sidewalk Bond								\$ -
Solid Waste Collection Revenues								\$ -
Storm Drain Assessments								\$ -
Street Maintenance Fees		515,000	535,000	554,000	574,000	600,000		\$ 2,778,000
TIFD Revenues								\$ -
Wastewater Revenues								\$ -
Water Revenues								\$ -
Total Project Funding	\$ -	\$ 515,000	\$ 535,000	\$ 554,000	\$ 574,000	\$ 600,000	\$ -	\$ 2,778,000



Department: <u>Public Works</u>		FY24 - FY28 CIP																																																																																																																																																	
Project Category: <u>(PW) Transportation</u>		Project Title: <u>Misc. Curb, Gutter, and Sidewalk Program</u>																																																																																																																																																	
Project Description/Location: <p>This project funds the annual replacement and infill program of curb, gutter, and sidewalk. The project focuses on areas of missing sidewalk primarily on arterials, school routes, near parks, and where requested by citizens.</p>																																																																																																																																																			
Justification: <p>There are many areas of the City that have missing or severely damaged sidewalk or curb and gutter. This program allows the City to get these areas completed or repaired and are oftentimes the financial responsibility of the adjacent property owner. A safe pedestrian facility is important along city streets. Curb and gutter is typically paid for by the City if it is being replaced due to condition. Curb and gutter is important to the storm drain system and to keeping the asphalt in good condition.</p>																																																																																																																																																			
CIP Status <input checked="" type="checkbox"/> 1 Modify <input type="checkbox"/> 2 Renewal/ Replacement <input type="checkbox"/> 3 New Proj <input type="checkbox"/> 4 Enhancement/ New		Project Type 																																																																																																																																																	
Operating Budget Impact: <p>Reduced cost for storm drain maintenance when curb and gutters are replaced.</p>																																																																																																																																																			
Comments: <p>All work is designed and managed by internal staff.</p>																																																																																																																																																			
<table border="1" style="width: 100%; border-collapse: collapse;"> <thead> <tr> <th>Estimated Project Cost(s)</th> <th>Prior Years</th> <th>FY 2024</th> <th>FY 2025</th> <th>FY 2026</th> <th>FY 2027</th> <th>FY 2028</th> <th>Future</th> <th>Total Cost</th> </tr> </thead> <tbody> <tr> <td>Planning, Design, & Engineering</td> <td></td> <td>132,000</td> <td>135,000</td> <td>139,000</td> <td>142,000</td> <td>146,000</td> <td></td> <td>\$ 694,000</td> </tr> <tr> <td>Land Acquisition</td> <td></td> <td></td> <td></td> <td></td> <td></td> <td></td> <td></td> <td>\$ -</td> </tr> <tr> <td>Construction</td> <td></td> <td>843,000</td> <td>865,000</td> <td>891,000</td> <td>908,000</td> <td>954,000</td> <td></td> <td>\$ 4,461,000</td> </tr> <tr> <td>Equipment</td> <td></td> <td></td> <td></td> <td></td> <td></td> <td></td> <td></td> <td>\$ -</td> </tr> <tr> <td>Other</td> <td></td> <td></td> <td></td> <td></td> <td></td> <td></td> <td></td> <td>\$ -</td> </tr> <tr> <td>Total Project Cost</td> <td>\$ -</td> <td>\$ 975,000</td> <td>\$ 1,000,000</td> <td>\$ 1,030,000</td> <td>\$ 1,050,000</td> <td>\$ 1,100,000</td> <td>\$ -</td> <td>\$ 5,155,000</td> </tr> </tbody> </table>				Estimated Project Cost(s)	Prior Years	FY 2024	FY 2025	FY 2026	FY 2027	FY 2028	Future	Total Cost	Planning, Design, & Engineering		132,000	135,000	139,000	142,000	146,000		\$ 694,000	Land Acquisition								\$ -	Construction		843,000	865,000	891,000	908,000	954,000		\$ 4,461,000	Equipment								\$ -	Other								\$ -	Total Project Cost	\$ -	\$ 975,000	\$ 1,000,000	\$ 1,030,000	\$ 1,050,000	\$ 1,100,000	\$ -	\$ 5,155,000																																																																																	
Estimated Project Cost(s)	Prior Years	FY 2024	FY 2025	FY 2026	FY 2027	FY 2028	Future	Total Cost																																																																																																																																											
Planning, Design, & Engineering		132,000	135,000	139,000	142,000	146,000		\$ 694,000																																																																																																																																											
Land Acquisition								\$ -																																																																																																																																											
Construction		843,000	865,000	891,000	908,000	954,000		\$ 4,461,000																																																																																																																																											
Equipment								\$ -																																																																																																																																											
Other								\$ -																																																																																																																																											
Total Project Cost	\$ -	\$ 975,000	\$ 1,000,000	\$ 1,030,000	\$ 1,050,000	\$ 1,100,000	\$ -	\$ 5,155,000																																																																																																																																											
<table border="1" style="width: 100%; border-collapse: collapse;"> <thead> <tr> <th>Project Funding</th> <th>Prior Years</th> <th>FY 2024</th> <th>FY 2025</th> <th>FY 2026</th> <th>FY 2027</th> <th>FY 2028</th> <th>Future</th> <th>Total Cost</th> </tr> </thead> <tbody> <tr> <td>Arterial Fees</td> <td></td> <td></td> <td></td> <td></td> <td></td> <td></td> <td></td> <td>\$ -</td> </tr> <tr> <td>Developer Contributions</td> <td></td> <td></td> <td></td> <td></td> <td></td> <td></td> <td></td> <td>\$ -</td> </tr> <tr> <td>Gas Tax</td> <td></td> <td>370,000</td> <td>380,000</td> <td>390,000</td> <td>400,000</td> <td>420,000</td> <td></td> <td>\$ 1,960,000</td> </tr> <tr> <td>Gas Tax - BAARSA</td> <td></td> <td></td> <td></td> <td></td> <td></td> <td></td> <td></td> <td>\$ -</td> </tr> <tr> <td>Landfill Revenues</td> <td></td> <td></td> <td></td> <td></td> <td></td> <td></td> <td></td> <td>\$ -</td> </tr> <tr> <td>Revenue Bond/Loan</td> <td></td> <td></td> <td></td> <td></td> <td></td> <td></td> <td></td> <td>\$ -</td> </tr> <tr> <td>SID Bond</td> <td></td> <td></td> <td></td> <td></td> <td></td> <td></td> <td></td> <td>\$ -</td> </tr> <tr> <td>Sidewalk Bond</td> <td></td> <td>605,000</td> <td>620,000</td> <td>640,000</td> <td>650,000</td> <td>680,000</td> <td></td> <td>\$ 3,195,000</td> </tr> <tr> <td>Solid Waste Collection Revenues</td> <td></td> <td></td> <td></td> <td></td> <td></td> <td></td> <td></td> <td>\$ -</td> </tr> <tr> <td>Storm Drain Assessments</td> <td></td> <td></td> <td></td> <td></td> <td></td> <td></td> <td></td> <td>\$ -</td> </tr> <tr> <td>Street Maintenance Fees</td> <td></td> <td></td> <td></td> <td></td> <td></td> <td></td> <td></td> <td>\$ -</td> </tr> <tr> <td>TIFD Revenues</td> <td></td> <td></td> <td></td> <td></td> <td></td> <td></td> <td></td> <td>\$ -</td> </tr> <tr> <td>Wastewater Revenues</td> <td></td> <td></td> <td></td> <td></td> <td></td> <td></td> <td></td> <td>\$ -</td> </tr> <tr> <td>Water Revenues</td> <td></td> <td></td> <td></td> <td></td> <td></td> <td></td> <td></td> <td>\$ -</td> </tr> <tr> <td>Total Project Funding</td> <td>\$ -</td> <td>\$ 975,000</td> <td>\$ 1,000,000</td> <td>\$ 1,030,000</td> <td>\$ 1,050,000</td> <td>\$ 1,100,000</td> <td>\$ -</td> <td>\$ 5,155,000</td> </tr> </tbody> </table>				Project Funding	Prior Years	FY 2024	FY 2025	FY 2026	FY 2027	FY 2028	Future	Total Cost	Arterial Fees								\$ -	Developer Contributions								\$ -	Gas Tax		370,000	380,000	390,000	400,000	420,000		\$ 1,960,000	Gas Tax - BAARSA								\$ -	Landfill Revenues								\$ -	Revenue Bond/Loan								\$ -	SID Bond								\$ -	Sidewalk Bond		605,000	620,000	640,000	650,000	680,000		\$ 3,195,000	Solid Waste Collection Revenues								\$ -	Storm Drain Assessments								\$ -	Street Maintenance Fees								\$ -	TIFD Revenues								\$ -	Wastewater Revenues								\$ -	Water Revenues								\$ -	Total Project Funding	\$ -	\$ 975,000	\$ 1,000,000	\$ 1,030,000	\$ 1,050,000	\$ 1,100,000	\$ -	\$ 5,155,000
Project Funding	Prior Years	FY 2024	FY 2025	FY 2026	FY 2027	FY 2028	Future	Total Cost																																																																																																																																											
Arterial Fees								\$ -																																																																																																																																											
Developer Contributions								\$ -																																																																																																																																											
Gas Tax		370,000	380,000	390,000	400,000	420,000		\$ 1,960,000																																																																																																																																											
Gas Tax - BAARSA								\$ -																																																																																																																																											
Landfill Revenues								\$ -																																																																																																																																											
Revenue Bond/Loan								\$ -																																																																																																																																											
SID Bond								\$ -																																																																																																																																											
Sidewalk Bond		605,000	620,000	640,000	650,000	680,000		\$ 3,195,000																																																																																																																																											
Solid Waste Collection Revenues								\$ -																																																																																																																																											
Storm Drain Assessments								\$ -																																																																																																																																											
Street Maintenance Fees								\$ -																																																																																																																																											
TIFD Revenues								\$ -																																																																																																																																											
Wastewater Revenues								\$ -																																																																																																																																											
Water Revenues								\$ -																																																																																																																																											
Total Project Funding	\$ -	\$ 975,000	\$ 1,000,000	\$ 1,030,000	\$ 1,050,000	\$ 1,100,000	\$ -	\$ 5,155,000																																																																																																																																											


Department: <u>Public Works</u>		FY24 - FY28 CIP						
Project Category: <u>(PW) Transportation</u>		Project Title: <u>Monad Road - Daniels to Moore Lane</u>						
Project Description/Location: This project will widen and reconstruct Monad Road.								
Justification: This project will reconstruct, widen and add storm drain to Monad Road and increase safety, particularly on the east end toward Moore Lane. Most of this street has no sidewalk. A large portion of the street is used by heavy truck traffic and experiences rutting. Intersection alignment and safety will be improved.								
CIP Status <input checked="" type="checkbox"/> Modify Existing <input type="checkbox"/> New Project		Project Type <input type="checkbox"/> Renewal/ Replacement <input checked="" type="checkbox"/> Enhancement/ New						
Operating Budget Impact: Negligible.		Insert Picture(s) or Map Here						
Comments:								
Estimated Project Cost(s)	Prior Years	FY 2024	FY 2025	FY 2026	FY 2027	FY 2028	Future	Total Cost
Planning, Design, & Engineering				450,000				\$ 450,000
Land Acquisition								\$ -
Construction					3,700,000			\$ 3,700,000
Equipment								\$ -
Other								\$ -
Total Project Cost	\$ -	\$ -	\$ -	\$ 450,000	\$ 3,700,000	\$ -	\$ -	\$ 4,150,000
Project Funding	Prior Years	FY 2024	FY 2025	FY 2026	FY 2027	FY 2028	Future	Total Cost
Arterial Fees								\$ -
Developer Contributions								\$ -
Gas Tax				100,000	270,000			\$ 370,000
Gas Tax - BAARSA					2,430,000			\$ 2,430,000
Landfill Revenues								\$ -
Revenue Bond/Loan								\$ -
SID Bond								\$ -
Sidewalk Bond								\$ -
Solid Waste Collection Revenues								\$ -
Storm Drain Assessments								\$ -
Street Maintenance Fees				350,000	1,000,000			\$ 1,350,000
TIFD Revenues								\$ -
Wastewater Revenues								\$ -
Water Revenues								\$ -
Total Project Funding	\$ -	\$ -	\$ -	\$ 450,000	\$ 3,700,000	\$ -	\$ -	\$ 4,150,000
	\$ -	\$ -	\$ -	\$ -	\$ -	\$ -	\$ -	\$ -

Department: <u>Public Works</u>		FY24 - FY28 CIP																																																																																																																																																	
Project Category: <u>(PW) Transportation</u>		Project Title: <u>Pedestrian Crossing of Exposition Drive</u>																																																																																																																																																	
Project Description/Location:																																																																																																																																																			
<p>This project is for a pedestrian grade separated crossing across Exposition Drive between 1st Avenue North and 6th Avenue North.</p>																																																																																																																																																			
Justification:																																																																																																																																																			
<p>The pedestrian crossing of Exposition Drive is a key element in the revitalization of the East Billings Urban Renewal District (EBURD). As identified in the 2013 Exposition Gateway Concept Plan and the 2013 City of Billings Hospitality Corridor Planning Study, a pedestrian crossing would provide a vital connection between the east end of the EBURD and MetraPark. Exposition Drive is a principal arterial on a north-south alignment in Billings that currently provides three lanes in each direction with a center turn lane at intersections in the project location and a pedestrian crossing will significantly enhance a connection over the busiest thoroughfare in Montana to the busiest entertainment venue in the region. Other benefits include enhancing future development by encouraging investment in adjacent idle property, improving connectivity and safety, providing opportunities for event organizers, and allow users to enjoy amenities within walking distance in the Exposition Gateway Area.</p>																																																																																																																																																			
CIP Status <input type="checkbox"/> I Modernize <input type="checkbox"/> I Renewal/ Replacement <input type="checkbox"/> I New Project <input type="checkbox"/> I Enhancement/ New		Project Type 																																																																																																																																																	
Operating Budget Impact:																																																																																																																																																			
Comments:																																																																																																																																																			
<table border="1" style="width: 100%; border-collapse: collapse;"> <thead> <tr> <th>Estimated Project Cost(s)</th> <th>Prior Years</th> <th>FY 2024</th> <th>FY 2025</th> <th>FY 2026</th> <th>FY 2027</th> <th>FY 2028</th> <th>Future</th> <th>Total Cost</th> </tr> </thead> <tbody> <tr> <td>Planning, Design, & Engineering</td> <td></td> <td></td> <td></td> <td></td> <td></td> <td>700,000</td> <td></td> <td>\$ 700,000</td> </tr> <tr> <td>Land Acquisition</td> <td></td> <td></td> <td></td> <td></td> <td></td> <td></td> <td></td> <td>\$ -</td> </tr> <tr> <td>Construction</td> <td></td> <td></td> <td></td> <td></td> <td></td> <td>3,300,000</td> <td></td> <td>\$ 3,300,000</td> </tr> <tr> <td>Equipment</td> <td></td> <td></td> <td></td> <td></td> <td></td> <td></td> <td></td> <td>\$ -</td> </tr> <tr> <td>Other</td> <td></td> <td></td> <td></td> <td></td> <td></td> <td></td> <td></td> <td>\$ -</td> </tr> <tr> <td>Total Project Cost</td> <td>\$ -</td> <td>\$ -</td> <td>\$ -</td> <td>\$ -</td> <td>\$ -</td> <td>\$ 4,000,000</td> <td>\$ -</td> <td>\$ 4,000,000</td> </tr> </tbody> </table>				Estimated Project Cost(s)	Prior Years	FY 2024	FY 2025	FY 2026	FY 2027	FY 2028	Future	Total Cost	Planning, Design, & Engineering						700,000		\$ 700,000	Land Acquisition								\$ -	Construction						3,300,000		\$ 3,300,000	Equipment								\$ -	Other								\$ -	Total Project Cost	\$ -	\$ -	\$ -	\$ -	\$ -	\$ 4,000,000	\$ -	\$ 4,000,000																																																																																	
Estimated Project Cost(s)	Prior Years	FY 2024	FY 2025	FY 2026	FY 2027	FY 2028	Future	Total Cost																																																																																																																																											
Planning, Design, & Engineering						700,000		\$ 700,000																																																																																																																																											
Land Acquisition								\$ -																																																																																																																																											
Construction						3,300,000		\$ 3,300,000																																																																																																																																											
Equipment								\$ -																																																																																																																																											
Other								\$ -																																																																																																																																											
Total Project Cost	\$ -	\$ -	\$ -	\$ -	\$ -	\$ 4,000,000	\$ -	\$ 4,000,000																																																																																																																																											
<table border="1" style="width: 100%; border-collapse: collapse;"> <thead> <tr> <th>Project Funding</th> <th>Prior Years</th> <th>FY 2024</th> <th>FY 2025</th> <th>FY 2026</th> <th>FY 2027</th> <th>FY 2028</th> <th>Future</th> <th>Total Cost</th> </tr> </thead> <tbody> <tr> <td>Arterial Fees</td> <td></td> <td></td> <td></td> <td></td> <td></td> <td></td> <td></td> <td>\$ -</td> </tr> <tr> <td>Developer Contributions</td> <td></td> <td></td> <td></td> <td></td> <td></td> <td></td> <td></td> <td>\$ -</td> </tr> <tr> <td>Gas Tax</td> <td></td> <td></td> <td></td> <td></td> <td></td> <td></td> <td></td> <td>\$ -</td> </tr> <tr> <td>Gas Tax - BAARSA</td> <td></td> <td></td> <td></td> <td></td> <td></td> <td></td> <td></td> <td>\$ -</td> </tr> <tr> <td>Landfill Revenues</td> <td></td> <td></td> <td></td> <td></td> <td></td> <td></td> <td></td> <td>\$ -</td> </tr> <tr> <td>Revenue Bond/Loan</td> <td></td> <td></td> <td></td> <td></td> <td></td> <td></td> <td></td> <td>\$ -</td> </tr> <tr> <td>SID Bond</td> <td></td> <td></td> <td></td> <td></td> <td></td> <td></td> <td></td> <td>\$ -</td> </tr> <tr> <td>Sidewalk Bond</td> <td></td> <td></td> <td></td> <td></td> <td></td> <td></td> <td></td> <td>\$ -</td> </tr> <tr> <td>Solid Waste Collection Revenues</td> <td></td> <td></td> <td></td> <td></td> <td></td> <td></td> <td></td> <td>\$ -</td> </tr> <tr> <td>Storm Drain Assessments</td> <td></td> <td></td> <td></td> <td></td> <td></td> <td></td> <td></td> <td>\$ -</td> </tr> <tr> <td>Street Maintenance Fees</td> <td></td> <td></td> <td></td> <td></td> <td></td> <td></td> <td></td> <td>\$ -</td> </tr> <tr> <td>TIFD Revenues</td> <td></td> <td></td> <td></td> <td></td> <td></td> <td>4,000,000</td> <td></td> <td>\$ 4,000,000</td> </tr> <tr> <td>Wastewater Revenues</td> <td></td> <td></td> <td></td> <td></td> <td></td> <td></td> <td></td> <td>\$ -</td> </tr> <tr> <td>Water Revenues</td> <td></td> <td></td> <td></td> <td></td> <td></td> <td></td> <td></td> <td>\$ -</td> </tr> <tr> <td>Total Project Funding</td> <td>\$ -</td> <td>\$ -</td> <td>\$ -</td> <td>\$ -</td> <td>\$ -</td> <td>\$ 4,000,000</td> <td>\$ -</td> <td>\$ 4,000,000</td> </tr> </tbody> </table>				Project Funding	Prior Years	FY 2024	FY 2025	FY 2026	FY 2027	FY 2028	Future	Total Cost	Arterial Fees								\$ -	Developer Contributions								\$ -	Gas Tax								\$ -	Gas Tax - BAARSA								\$ -	Landfill Revenues								\$ -	Revenue Bond/Loan								\$ -	SID Bond								\$ -	Sidewalk Bond								\$ -	Solid Waste Collection Revenues								\$ -	Storm Drain Assessments								\$ -	Street Maintenance Fees								\$ -	TIFD Revenues						4,000,000		\$ 4,000,000	Wastewater Revenues								\$ -	Water Revenues								\$ -	Total Project Funding	\$ -	\$ -	\$ -	\$ -	\$ -	\$ 4,000,000	\$ -	\$ 4,000,000
Project Funding	Prior Years	FY 2024	FY 2025	FY 2026	FY 2027	FY 2028	Future	Total Cost																																																																																																																																											
Arterial Fees								\$ -																																																																																																																																											
Developer Contributions								\$ -																																																																																																																																											
Gas Tax								\$ -																																																																																																																																											
Gas Tax - BAARSA								\$ -																																																																																																																																											
Landfill Revenues								\$ -																																																																																																																																											
Revenue Bond/Loan								\$ -																																																																																																																																											
SID Bond								\$ -																																																																																																																																											
Sidewalk Bond								\$ -																																																																																																																																											
Solid Waste Collection Revenues								\$ -																																																																																																																																											
Storm Drain Assessments								\$ -																																																																																																																																											
Street Maintenance Fees								\$ -																																																																																																																																											
TIFD Revenues						4,000,000		\$ 4,000,000																																																																																																																																											
Wastewater Revenues								\$ -																																																																																																																																											
Water Revenues								\$ -																																																																																																																																											
Total Project Funding	\$ -	\$ -	\$ -	\$ -	\$ -	\$ 4,000,000	\$ -	\$ 4,000,000																																																																																																																																											


Department: <u>Public Works</u>		FY24 - FY28 CIP																																																																																																																																																	
Project Category: <u>(PW) Transportation</u>		Project Title: <u>Remote Restroom and Breakroom</u>																																																																																																																																																	
Project Description/Location:																																																																																																																																																			
<p>This project will construct a remote restroom and breakroom at the existing Airport site.</p>																																																																																																																																																			
Justification:																																																																																																																																																			
<p>Currently, the only breakroom for Street/Traffic employees is at the Billings Operations Center (BOC), requiring staff to travel back to the BOC for lunch each day. As the City has grown, this has become inefficient and wastes travel time. A remote location at the current site near the Airport would increase operational efficiencies.</p>																																																																																																																																																			
CIP Status <input type="checkbox"/> Modify Existing <input checked="" type="checkbox"/> New Project		Project Type <input type="checkbox"/> Renewal/ Replacement <input checked="" type="checkbox"/> Enhancement/ New																																																																																																																																																	
Operating Budget Impact:		Insert Picture(s) or Map Here																																																																																																																																																	
Comments:																																																																																																																																																			
<table border="1" style="width: 100%; border-collapse: collapse; font-size: 10px;"> <thead> <tr> <th style="width: 25%;">Estimated Project Cost(s)</th> <th style="width: 10%;">Prior Years</th> <th style="width: 10%;">FY 2024</th> <th style="width: 10%;">FY 2025</th> <th style="width: 10%;">FY 2026</th> <th style="width: 10%;">FY 2027</th> <th style="width: 10%;">FY 2028</th> <th style="width: 10%;">Future</th> <th style="width: 10%;">Total Cost</th> </tr> </thead> <tbody> <tr> <td>Planning, Design, & Engineering</td> <td></td> <td></td> <td></td> <td></td> <td></td> <td></td> <td></td> <td style="text-align: right;">\$ -</td> </tr> <tr> <td>Land Acquisition</td> <td></td> <td></td> <td></td> <td></td> <td></td> <td></td> <td></td> <td style="text-align: right;">\$ -</td> </tr> <tr> <td>Construction</td> <td></td> <td style="text-align: right;">100,000</td> <td></td> <td></td> <td></td> <td></td> <td></td> <td style="text-align: right;">\$ 100,000</td> </tr> <tr> <td>Equipment</td> <td></td> <td></td> <td></td> <td></td> <td></td> <td></td> <td></td> <td style="text-align: right;">\$ -</td> </tr> <tr> <td>Other</td> <td></td> <td></td> <td></td> <td></td> <td></td> <td></td> <td></td> <td style="text-align: right;">\$ -</td> </tr> <tr> <td>Total Project Cost</td> <td style="text-align: right;">\$ -</td> <td style="text-align: right;">\$ 100,000</td> <td style="text-align: right;">\$ -</td> <td style="text-align: right;">\$ -</td> <td style="text-align: right;">\$ -</td> <td style="text-align: right;">\$ -</td> <td style="text-align: right;">\$ -</td> <td style="text-align: right;">\$ 100,000</td> </tr> </tbody> </table>				Estimated Project Cost(s)	Prior Years	FY 2024	FY 2025	FY 2026	FY 2027	FY 2028	Future	Total Cost	Planning, Design, & Engineering								\$ -	Land Acquisition								\$ -	Construction		100,000						\$ 100,000	Equipment								\$ -	Other								\$ -	Total Project Cost	\$ -	\$ 100,000	\$ -	\$ -	\$ -	\$ -	\$ -	\$ 100,000																																																																																	
Estimated Project Cost(s)	Prior Years	FY 2024	FY 2025	FY 2026	FY 2027	FY 2028	Future	Total Cost																																																																																																																																											
Planning, Design, & Engineering								\$ -																																																																																																																																											
Land Acquisition								\$ -																																																																																																																																											
Construction		100,000						\$ 100,000																																																																																																																																											
Equipment								\$ -																																																																																																																																											
Other								\$ -																																																																																																																																											
Total Project Cost	\$ -	\$ 100,000	\$ -	\$ -	\$ -	\$ -	\$ -	\$ 100,000																																																																																																																																											
<table border="1" style="width: 100%; border-collapse: collapse; font-size: 10px;"> <thead> <tr> <th style="width: 25%;">Project Funding</th> <th style="width: 10%;">Prior Years</th> <th style="width: 10%;">FY 2024</th> <th style="width: 10%;">FY 2025</th> <th style="width: 10%;">FY 2026</th> <th style="width: 10%;">FY 2027</th> <th style="width: 10%;">FY 2028</th> <th style="width: 10%;">Future</th> <th style="width: 10%;">Total Cost</th> </tr> </thead> <tbody> <tr> <td>Arterial Fees</td> <td></td> <td></td> <td></td> <td></td> <td></td> <td></td> <td></td> <td style="text-align: right;">\$ -</td> </tr> <tr> <td>Developer Contributions</td> <td></td> <td></td> <td></td> <td></td> <td></td> <td></td> <td></td> <td style="text-align: right;">\$ -</td> </tr> <tr> <td>Gas Tax</td> <td></td> <td></td> <td></td> <td></td> <td></td> <td></td> <td></td> <td style="text-align: right;">\$ -</td> </tr> <tr> <td>Gas Tax - BAARSA</td> <td></td> <td></td> <td></td> <td></td> <td></td> <td></td> <td></td> <td style="text-align: right;">\$ -</td> </tr> <tr> <td>Landfill Revenues</td> <td></td> <td></td> <td></td> <td></td> <td></td> <td></td> <td></td> <td style="text-align: right;">\$ -</td> </tr> <tr> <td>Revenue Bond/Loan</td> <td></td> <td></td> <td></td> <td></td> <td></td> <td></td> <td></td> <td style="text-align: right;">\$ -</td> </tr> <tr> <td>SID Bond</td> <td></td> <td></td> <td></td> <td></td> <td></td> <td></td> <td></td> <td style="text-align: right;">\$ -</td> </tr> <tr> <td>Sidewalk Bond</td> <td></td> <td></td> <td></td> <td></td> <td></td> <td></td> <td></td> <td style="text-align: right;">\$ -</td> </tr> <tr> <td>Solid Waste Collection Revenues</td> <td></td> <td></td> <td></td> <td></td> <td></td> <td></td> <td></td> <td style="text-align: right;">\$ -</td> </tr> <tr> <td>Storm Drain Assessments</td> <td></td> <td></td> <td></td> <td></td> <td></td> <td></td> <td></td> <td style="text-align: right;">\$ -</td> </tr> <tr> <td>Street Maintenance Fees</td> <td></td> <td style="text-align: right;">100,000</td> <td></td> <td></td> <td></td> <td></td> <td></td> <td style="text-align: right;">\$ 100,000</td> </tr> <tr> <td>TIFD Revenues</td> <td></td> <td></td> <td></td> <td></td> <td></td> <td></td> <td></td> <td style="text-align: right;">\$ -</td> </tr> <tr> <td>Wastewater Revenues</td> <td></td> <td></td> <td></td> <td></td> <td></td> <td></td> <td></td> <td style="text-align: right;">\$ -</td> </tr> <tr> <td>Water Revenues</td> <td></td> <td></td> <td></td> <td></td> <td></td> <td></td> <td></td> <td style="text-align: right;">\$ -</td> </tr> <tr> <td>Total Project Funding</td> <td style="text-align: right;">\$ -</td> <td style="text-align: right;">\$ 100,000</td> <td style="text-align: right;">\$ -</td> <td style="text-align: right;">\$ -</td> <td style="text-align: right;">\$ -</td> <td style="text-align: right;">\$ -</td> <td style="text-align: right;">\$ -</td> <td style="text-align: right;">\$ 100,000</td> </tr> </tbody> </table>				Project Funding	Prior Years	FY 2024	FY 2025	FY 2026	FY 2027	FY 2028	Future	Total Cost	Arterial Fees								\$ -	Developer Contributions								\$ -	Gas Tax								\$ -	Gas Tax - BAARSA								\$ -	Landfill Revenues								\$ -	Revenue Bond/Loan								\$ -	SID Bond								\$ -	Sidewalk Bond								\$ -	Solid Waste Collection Revenues								\$ -	Storm Drain Assessments								\$ -	Street Maintenance Fees		100,000						\$ 100,000	TIFD Revenues								\$ -	Wastewater Revenues								\$ -	Water Revenues								\$ -	Total Project Funding	\$ -	\$ 100,000	\$ -	\$ -	\$ -	\$ -	\$ -	\$ 100,000
Project Funding	Prior Years	FY 2024	FY 2025	FY 2026	FY 2027	FY 2028	Future	Total Cost																																																																																																																																											
Arterial Fees								\$ -																																																																																																																																											
Developer Contributions								\$ -																																																																																																																																											
Gas Tax								\$ -																																																																																																																																											
Gas Tax - BAARSA								\$ -																																																																																																																																											
Landfill Revenues								\$ -																																																																																																																																											
Revenue Bond/Loan								\$ -																																																																																																																																											
SID Bond								\$ -																																																																																																																																											
Sidewalk Bond								\$ -																																																																																																																																											
Solid Waste Collection Revenues								\$ -																																																																																																																																											
Storm Drain Assessments								\$ -																																																																																																																																											
Street Maintenance Fees		100,000						\$ 100,000																																																																																																																																											
TIFD Revenues								\$ -																																																																																																																																											
Wastewater Revenues								\$ -																																																																																																																																											
Water Revenues								\$ -																																																																																																																																											
Total Project Funding	\$ -	\$ 100,000	\$ -	\$ -	\$ -	\$ -	\$ -	\$ 100,000																																																																																																																																											

Department: <u>Public Works</u>		FY24 - FY28 CIP																																																																																																																																																	
Project Category: <u>(PW) Transportation</u>		Project Title: <u>Remote Storage Location for Sand and Slicer</u>																																																																																																																																																	
Project Description/Location: <p>This project will construct a storage facility for sand and slicer at the Airport site.</p>																																																																																																																																																			
Justification: <p>Currently, all sand and slicer is stored at the Billings Operations Center (BOC), requiring staff to travel back to the BOC continuously for materials. As the City has grown, this has become inefficient and wastes travel time. A remote location at the current site near the Airport would increase staff efficiencies and enhance public safety by increasing the response time to storms.</p>																																																																																																																																																			
CIP Status <input type="checkbox"/> Modify Existing <input checked="" type="checkbox"/> New Project		Project Type <input type="checkbox"/> Renewal/ Replacement <input checked="" type="checkbox"/> Enhancement/ New																																																																																																																																																	
Operating Budget Impact: 		Insert Picture(s) or Map Here																																																																																																																																																	
Comments: 																																																																																																																																																			
<table border="1" style="width: 100%; border-collapse: collapse;"> <thead> <tr> <th>Estimated Project Cost(s)</th> <th>Prior Years</th> <th>FY 2024</th> <th>FY 2025</th> <th>FY 2026</th> <th>FY 2027</th> <th>FY 2028</th> <th>Future</th> <th>Total Cost</th> </tr> </thead> <tbody> <tr> <td>Planning, Design, & Engineering</td> <td></td> <td></td> <td></td> <td></td> <td></td> <td></td> <td></td> <td>\$ -</td> </tr> <tr> <td>Land Acquisition</td> <td></td> <td></td> <td></td> <td></td> <td></td> <td></td> <td></td> <td>\$ -</td> </tr> <tr> <td>Construction</td> <td></td> <td>850,000</td> <td></td> <td></td> <td></td> <td></td> <td></td> <td>\$ 850,000</td> </tr> <tr> <td>Equipment</td> <td></td> <td></td> <td></td> <td></td> <td></td> <td></td> <td></td> <td>\$ -</td> </tr> <tr> <td>Other</td> <td></td> <td></td> <td></td> <td></td> <td></td> <td></td> <td></td> <td>\$ -</td> </tr> <tr> <td>Total Project Cost</td> <td>\$ -</td> <td>\$ 850,000</td> <td>\$ -</td> <td>\$ -</td> <td>\$ -</td> <td>\$ -</td> <td>\$ -</td> <td>\$ 850,000</td> </tr> </tbody> </table>				Estimated Project Cost(s)	Prior Years	FY 2024	FY 2025	FY 2026	FY 2027	FY 2028	Future	Total Cost	Planning, Design, & Engineering								\$ -	Land Acquisition								\$ -	Construction		850,000						\$ 850,000	Equipment								\$ -	Other								\$ -	Total Project Cost	\$ -	\$ 850,000	\$ -	\$ -	\$ -	\$ -	\$ -	\$ 850,000																																																																																	
Estimated Project Cost(s)	Prior Years	FY 2024	FY 2025	FY 2026	FY 2027	FY 2028	Future	Total Cost																																																																																																																																											
Planning, Design, & Engineering								\$ -																																																																																																																																											
Land Acquisition								\$ -																																																																																																																																											
Construction		850,000						\$ 850,000																																																																																																																																											
Equipment								\$ -																																																																																																																																											
Other								\$ -																																																																																																																																											
Total Project Cost	\$ -	\$ 850,000	\$ -	\$ -	\$ -	\$ -	\$ -	\$ 850,000																																																																																																																																											
<table border="1" style="width: 100%; border-collapse: collapse;"> <thead> <tr> <th>Project Funding</th> <th>Prior Years</th> <th>FY 2024</th> <th>FY 2025</th> <th>FY 2026</th> <th>FY 2027</th> <th>FY 2028</th> <th>Future</th> <th>Total Cost</th> </tr> </thead> <tbody> <tr> <td>Arterial Fees</td> <td></td> <td></td> <td></td> <td></td> <td></td> <td></td> <td></td> <td>\$ -</td> </tr> <tr> <td>Developer Contributions</td> <td></td> <td></td> <td></td> <td></td> <td></td> <td></td> <td></td> <td>\$ -</td> </tr> <tr> <td>Gas Tax</td> <td></td> <td></td> <td></td> <td></td> <td></td> <td></td> <td></td> <td>\$ -</td> </tr> <tr> <td>Gas Tax - BAARSA</td> <td></td> <td></td> <td></td> <td></td> <td></td> <td></td> <td></td> <td>\$ -</td> </tr> <tr> <td>Landfill Revenues</td> <td></td> <td></td> <td></td> <td></td> <td></td> <td></td> <td></td> <td>\$ -</td> </tr> <tr> <td>Revenue Bond/Loan</td> <td></td> <td></td> <td></td> <td></td> <td></td> <td></td> <td></td> <td>\$ -</td> </tr> <tr> <td>SID Bond</td> <td></td> <td></td> <td></td> <td></td> <td></td> <td></td> <td></td> <td>\$ -</td> </tr> <tr> <td>Sidewalk Bond</td> <td></td> <td></td> <td></td> <td></td> <td></td> <td></td> <td></td> <td>\$ -</td> </tr> <tr> <td>Solid Waste Collection Revenues</td> <td></td> <td></td> <td></td> <td></td> <td></td> <td></td> <td></td> <td>\$ -</td> </tr> <tr> <td>Storm Drain Assessments</td> <td></td> <td></td> <td></td> <td></td> <td></td> <td></td> <td></td> <td>\$ -</td> </tr> <tr> <td>Street Maintenance Fees</td> <td></td> <td>850,000</td> <td></td> <td></td> <td></td> <td></td> <td></td> <td>\$ 850,000</td> </tr> <tr> <td>TIFD Revenues</td> <td></td> <td></td> <td></td> <td></td> <td></td> <td></td> <td></td> <td>\$ -</td> </tr> <tr> <td>Wastewater Revenues</td> <td></td> <td></td> <td></td> <td></td> <td></td> <td></td> <td></td> <td>\$ -</td> </tr> <tr> <td>Water Revenues</td> <td></td> <td></td> <td></td> <td></td> <td></td> <td></td> <td></td> <td>\$ -</td> </tr> <tr> <td>Total Project Funding</td> <td>\$ -</td> <td>\$ 850,000</td> <td>\$ -</td> <td>\$ -</td> <td>\$ -</td> <td>\$ -</td> <td>\$ -</td> <td>\$ 850,000</td> </tr> </tbody> </table>				Project Funding	Prior Years	FY 2024	FY 2025	FY 2026	FY 2027	FY 2028	Future	Total Cost	Arterial Fees								\$ -	Developer Contributions								\$ -	Gas Tax								\$ -	Gas Tax - BAARSA								\$ -	Landfill Revenues								\$ -	Revenue Bond/Loan								\$ -	SID Bond								\$ -	Sidewalk Bond								\$ -	Solid Waste Collection Revenues								\$ -	Storm Drain Assessments								\$ -	Street Maintenance Fees		850,000						\$ 850,000	TIFD Revenues								\$ -	Wastewater Revenues								\$ -	Water Revenues								\$ -	Total Project Funding	\$ -	\$ 850,000	\$ -	\$ -	\$ -	\$ -	\$ -	\$ 850,000
Project Funding	Prior Years	FY 2024	FY 2025	FY 2026	FY 2027	FY 2028	Future	Total Cost																																																																																																																																											
Arterial Fees								\$ -																																																																																																																																											
Developer Contributions								\$ -																																																																																																																																											
Gas Tax								\$ -																																																																																																																																											
Gas Tax - BAARSA								\$ -																																																																																																																																											
Landfill Revenues								\$ -																																																																																																																																											
Revenue Bond/Loan								\$ -																																																																																																																																											
SID Bond								\$ -																																																																																																																																											
Sidewalk Bond								\$ -																																																																																																																																											
Solid Waste Collection Revenues								\$ -																																																																																																																																											
Storm Drain Assessments								\$ -																																																																																																																																											
Street Maintenance Fees		850,000						\$ 850,000																																																																																																																																											
TIFD Revenues								\$ -																																																																																																																																											
Wastewater Revenues								\$ -																																																																																																																																											
Water Revenues								\$ -																																																																																																																																											
Total Project Funding	\$ -	\$ 850,000	\$ -	\$ -	\$ -	\$ -	\$ -	\$ 850,000																																																																																																																																											

Department:	<u>Public Works</u>	FY24 - FY28 CIP																																																																																																																
Project Category:	<u>(PW) Transportation</u>	Project Title: <u>Rimrock Road Widening - 54th to 62nd</u>																																																																																																																
Project Description/Location:																																																																																																																		
<p>This project will construct widening of Rimrock Road from 54th Street West to 62nd Street West.</p>																																																																																																																		
Justification:																																																																																																																		
<p>Rimrock Road from 54th Street West to 62nd Street West has high traffic counts and experiences congestion during peak times. This project is the second part of a larger two-section goal to widen and improve the capacity of Rimrock road from Clearview Drive to 62nd Street West. The goal of this project is to start to increase capacity of the corridor and safety narrow two-lane road section.</p>																																																																																																																		
CIP Status <input type="checkbox"/> Modify Existing <input checked="" type="checkbox"/> New Project	Project Type <input type="checkbox"/> Renewal/ Replacement <input checked="" type="checkbox"/> Enhancement/ New																																																																																																																	
Operating Budget Impact:																																																																																																																		
<p>Additional pavement will require negligible increases in O&M.</p>																																																																																																																		
Comments:																																																																																																																		
																																																																																																																		
Estimated Project Cost(s)	Prior Years	<table border="1" style="width: 100%; border-collapse: collapse;"> <thead> <tr> <th>FY 2024</th> <th>FY 2025</th> <th>FY 2026</th> <th>FY 2027</th> <th>FY 2028</th> <th>Future</th> <th>Total Cost</th> </tr> </thead> <tbody> <tr> <td>Planning, Design, & Engineering</td> <td>600,000</td> <td></td> <td></td> <td></td> <td></td> <td>\$ 600,000</td> </tr> <tr> <td>Land Acquisition</td> <td></td> <td></td> <td></td> <td></td> <td></td> <td>\$ -</td> </tr> <tr> <td>Construction</td> <td></td> <td>5,800,000</td> <td></td> <td></td> <td></td> <td>\$ 5,800,000</td> </tr> <tr> <td>Equipment</td> <td></td> <td></td> <td></td> <td></td> <td></td> <td>\$ -</td> </tr> <tr> <td>Other</td> <td></td> <td></td> <td></td> <td></td> <td></td> <td>\$ -</td> </tr> <tr> <td>Total Project Cost</td> <td>\$ -</td> <td>\$ 600,000</td> <td>\$ 5,800,000</td> <td>\$ -</td> <td>\$ -</td> <td>\$ 6,400,000</td> </tr> </tbody> </table>	FY 2024	FY 2025	FY 2026	FY 2027	FY 2028	Future	Total Cost	Planning, Design, & Engineering	600,000					\$ 600,000	Land Acquisition						\$ -	Construction		5,800,000				\$ 5,800,000	Equipment						\$ -	Other						\$ -	Total Project Cost	\$ -	\$ 600,000	\$ 5,800,000	\$ -	\$ -	\$ 6,400,000																																																															
FY 2024	FY 2025	FY 2026	FY 2027	FY 2028	Future	Total Cost																																																																																																												
Planning, Design, & Engineering	600,000					\$ 600,000																																																																																																												
Land Acquisition						\$ -																																																																																																												
Construction		5,800,000				\$ 5,800,000																																																																																																												
Equipment						\$ -																																																																																																												
Other						\$ -																																																																																																												
Total Project Cost	\$ -	\$ 600,000	\$ 5,800,000	\$ -	\$ -	\$ 6,400,000																																																																																																												
Project Funding	Prior Years	<table border="1" style="width: 100%; border-collapse: collapse;"> <thead> <tr> <th>FY 2024</th> <th>FY 2025</th> <th>FY 2026</th> <th>FY 2027</th> <th>FY 2028</th> <th>Future</th> <th>Total Cost</th> </tr> </thead> <tbody> <tr> <td>Arterial Fees</td> <td></td> <td></td> <td></td> <td></td> <td></td> <td>\$ -</td> </tr> <tr> <td>Developer Contributions</td> <td></td> <td></td> <td></td> <td></td> <td></td> <td>\$ -</td> </tr> <tr> <td>Gas Tax</td> <td></td> <td>100,000</td> <td>300,000</td> <td></td> <td></td> <td>\$ 400,000</td> </tr> <tr> <td>Gas Tax - BAARSA</td> <td></td> <td></td> <td>2,370,000</td> <td></td> <td></td> <td>\$ 2,370,000</td> </tr> <tr> <td>Landfill Revenues</td> <td></td> <td></td> <td></td> <td></td> <td></td> <td>\$ -</td> </tr> <tr> <td>Revenue Bond/Loan</td> <td></td> <td></td> <td></td> <td></td> <td></td> <td>\$ -</td> </tr> <tr> <td>SID Bond</td> <td></td> <td></td> <td></td> <td></td> <td></td> <td>\$ -</td> </tr> <tr> <td>Sidewalk Bond</td> <td></td> <td></td> <td></td> <td></td> <td></td> <td>\$ -</td> </tr> <tr> <td>Solid Waste Collection Revenues</td> <td></td> <td></td> <td></td> <td></td> <td></td> <td>\$ -</td> </tr> <tr> <td>Storm Drain Assessments</td> <td></td> <td></td> <td></td> <td></td> <td></td> <td>\$ -</td> </tr> <tr> <td>Street Maintenance Fees</td> <td></td> <td>500,000</td> <td>3,130,000</td> <td></td> <td></td> <td>\$ 3,630,000</td> </tr> <tr> <td>TIFD Revenues</td> <td></td> <td></td> <td></td> <td></td> <td></td> <td>\$ -</td> </tr> <tr> <td>Wastewater Revenues</td> <td></td> <td></td> <td></td> <td></td> <td></td> <td>\$ -</td> </tr> <tr> <td>Water Revenues</td> <td></td> <td></td> <td></td> <td></td> <td></td> <td>\$ -</td> </tr> <tr> <td>Total Project Funding</td> <td>\$ -</td> <td>\$ 600,000</td> <td>\$ 5,800,000</td> <td>\$ -</td> <td>\$ -</td> <td>\$ 6,400,000</td> </tr> </tbody> </table>	FY 2024	FY 2025	FY 2026	FY 2027	FY 2028	Future	Total Cost	Arterial Fees						\$ -	Developer Contributions						\$ -	Gas Tax		100,000	300,000			\$ 400,000	Gas Tax - BAARSA			2,370,000			\$ 2,370,000	Landfill Revenues						\$ -	Revenue Bond/Loan						\$ -	SID Bond						\$ -	Sidewalk Bond						\$ -	Solid Waste Collection Revenues						\$ -	Storm Drain Assessments						\$ -	Street Maintenance Fees		500,000	3,130,000			\$ 3,630,000	TIFD Revenues						\$ -	Wastewater Revenues						\$ -	Water Revenues						\$ -	Total Project Funding	\$ -	\$ 600,000	\$ 5,800,000	\$ -	\$ -	\$ 6,400,000
FY 2024	FY 2025	FY 2026	FY 2027	FY 2028	Future	Total Cost																																																																																																												
Arterial Fees						\$ -																																																																																																												
Developer Contributions						\$ -																																																																																																												
Gas Tax		100,000	300,000			\$ 400,000																																																																																																												
Gas Tax - BAARSA			2,370,000			\$ 2,370,000																																																																																																												
Landfill Revenues						\$ -																																																																																																												
Revenue Bond/Loan						\$ -																																																																																																												
SID Bond						\$ -																																																																																																												
Sidewalk Bond						\$ -																																																																																																												
Solid Waste Collection Revenues						\$ -																																																																																																												
Storm Drain Assessments						\$ -																																																																																																												
Street Maintenance Fees		500,000	3,130,000			\$ 3,630,000																																																																																																												
TIFD Revenues						\$ -																																																																																																												
Wastewater Revenues						\$ -																																																																																																												
Water Revenues						\$ -																																																																																																												
Total Project Funding	\$ -	\$ 600,000	\$ 5,800,000	\$ -	\$ -	\$ 6,400,000																																																																																																												
		<table border="1" style="width: 100%; border-collapse: collapse;"> <tbody> <tr> <td>\$ -</td> <td>\$ -</td> <td>\$ -</td> <td>\$ -</td> <td>\$ -</td> <td>\$ -</td> <td>\$ -</td> </tr> </tbody> </table>	\$ -	\$ -	\$ -	\$ -	\$ -	\$ -	\$ -																																																																																																									
\$ -	\$ -	\$ -	\$ -	\$ -	\$ -	\$ -																																																																																																												


Department: <u>Public Works</u>		FY24 - FY28 CIP						
Project Category: <u>(PW) Transportation</u>		Project Title: <u>Rimrock Road Widening - Clearview to 54th</u>						
Project Description/Location: <p>This project will construct widening of Rimrock Road from Clearview Drive to 54th Street West.</p>								
Justification: <p>Rimrock Road from Clearview Drive to 54th Street West has high traffic counts and experiences congestion during peak times. This project is the first part of a larger two-section goal to widen and improve the capacity of Rimrock road from Clearview Drive to 62nd Street West. The goal of this project is to start to increase capacity of the corridor.</p>								
CIP Status <input type="checkbox"/> Modify Existing <input checked="" type="checkbox"/> New Project		Project Type <input type="checkbox"/> Renewal/ Replacement <input checked="" type="checkbox"/> Enhancement/ New						
Operating Budget Impact: <p>Additional pavement will require negligible increases in O&M.</p>								
Comments:								
Estimated Project Cost(s)	Prior Years	FY 2024	FY 2025	FY 2026	FY 2027	FY 2028	Future	Total Cost
Planning, Design, & Engineering				375,000				\$ 375,000
Land Acquisition								\$ -
Construction					3,300,000			\$ 3,300,000
Equipment								\$ -
Other								\$ -
Total Project Cost	\$ -	\$ -	\$ -	\$ 375,000	\$ 3,300,000	\$ -	\$ -	\$ 3,675,000
Project Funding	Prior Years	FY 2024	FY 2025	FY 2026	FY 2027	FY 2028	Future	Total Cost
Arterial Fees								\$ -
Developer Contributions								\$ -
Gas Tax				100,000	800,000			\$ 900,000
Gas Tax - BAARSA								\$ -
Landfill Revenues								\$ -
Revenue Bond/Loan								\$ -
SID Bond								\$ -
Sidewalk Bond								\$ -
Solid Waste Collection Revenues								\$ -
Storm Drain Assessments								\$ -
Street Maintenance Fees				275,000	2,500,000			\$ 2,775,000
TIFD Revenues								\$ -
Wastewater Revenues								\$ -
Water Revenues								\$ -
Total Project Funding	\$ -	\$ -	\$ -	\$ 375,000	\$ 3,300,000	\$ -	\$ -	\$ 3,675,000

Department: <u>Public Works</u>		FY24 - FY28 CIP																																																																																																																																																										
Project Category: <u>(PW) Transportation</u>		Project Title: <u>Traffic Calming</u>																																																																																																																																																										
Project Description/Location: <p>There are areas of the City that experience consistent speeding of traffic through the neighborhoods. This project would install traffic calming measures in those neighborhoods. The work will be prioritized by City staff according to the severity of the problem.</p>																																																																																																																																																												
Justification: <p>Traffic Calming measures provide additional safety and livability throughout the City of Billings residential areas.</p>																																																																																																																																																												
CIP Status <input type="checkbox"/> Modify Existing <input checked="" type="checkbox"/> New Project		Project Type <input type="checkbox"/> Renewal/ Replacement <input checked="" type="checkbox"/> Enhancement/ New																																																																																																																																																										
Operating Budget Impact: <p>Additional facilities will require negligible increases in O&M</p>		Insert Picture(s) or Map Here																																																																																																																																																										
Comments:																																																																																																																																																												
<table border="1" style="width: 100%; border-collapse: collapse; font-size: 10px;"> <thead> <tr style="background-color: #D9E1F2;"> <th style="text-align: left;">Estimated Project Cost(s)</th> <th style="text-align: center;">Prior Years</th> <th style="text-align: center;">FY 2024</th> <th style="text-align: center;">FY 2025</th> <th style="text-align: center;">FY 2026</th> <th style="text-align: center;">FY 2027</th> <th style="text-align: center;">FY 2028</th> <th style="text-align: center;">Future</th> <th style="text-align: center;">Total Cost</th> </tr> </thead> <tbody> <tr> <td>Planning, Design, & Engineering</td> <td></td> <td></td> <td></td> <td></td> <td></td> <td></td> <td></td> <td style="text-align: right;">\$ -</td> </tr> <tr> <td>Land Acquisition</td> <td></td> <td></td> <td></td> <td></td> <td></td> <td></td> <td></td> <td style="text-align: right;">\$ -</td> </tr> <tr> <td>Construction</td> <td></td> <td></td> <td></td> <td style="text-align: right;">50,000</td> <td></td> <td></td> <td></td> <td style="text-align: right;">\$ 50,000</td> </tr> <tr> <td>Equipment</td> <td></td> <td></td> <td></td> <td></td> <td></td> <td></td> <td></td> <td style="text-align: right;">\$ -</td> </tr> <tr> <td>Other</td> <td></td> <td></td> <td></td> <td></td> <td></td> <td></td> <td></td> <td style="text-align: right;">\$ -</td> </tr> <tr style="background-color: #D9E1F2;"> <td>Total Project Cost</td> <td style="text-align: right;">\$ -</td> <td style="text-align: right;">\$ -</td> <td style="text-align: right;">\$ -</td> <td style="text-align: right;">\$ 50,000</td> <td style="text-align: right;">\$ -</td> <td style="text-align: right;">\$ -</td> <td style="text-align: right;">\$ -</td> <td style="text-align: right;">\$ 50,000</td> </tr> </tbody> </table>				Estimated Project Cost(s)	Prior Years	FY 2024	FY 2025	FY 2026	FY 2027	FY 2028	Future	Total Cost	Planning, Design, & Engineering								\$ -	Land Acquisition								\$ -	Construction				50,000				\$ 50,000	Equipment								\$ -	Other								\$ -	Total Project Cost	\$ -	\$ -	\$ -	\$ 50,000	\$ -	\$ -	\$ -	\$ 50,000																																																																																										
Estimated Project Cost(s)	Prior Years	FY 2024	FY 2025	FY 2026	FY 2027	FY 2028	Future	Total Cost																																																																																																																																																				
Planning, Design, & Engineering								\$ -																																																																																																																																																				
Land Acquisition								\$ -																																																																																																																																																				
Construction				50,000				\$ 50,000																																																																																																																																																				
Equipment								\$ -																																																																																																																																																				
Other								\$ -																																																																																																																																																				
Total Project Cost	\$ -	\$ -	\$ -	\$ 50,000	\$ -	\$ -	\$ -	\$ 50,000																																																																																																																																																				
<table border="1" style="width: 100%; border-collapse: collapse; font-size: 10px;"> <thead> <tr style="background-color: #D9E1F2;"> <th style="text-align: left;">Project Funding</th> <th style="text-align: center;">Prior Years</th> <th style="text-align: center;">FY 2024</th> <th style="text-align: center;">FY 2025</th> <th style="text-align: center;">FY 2026</th> <th style="text-align: center;">FY 2027</th> <th style="text-align: center;">FY 2028</th> <th style="text-align: center;">Future</th> <th style="text-align: center;">Total Cost</th> </tr> </thead> <tbody> <tr> <td>Arterial Fees</td> <td></td> <td></td> <td></td> <td></td> <td></td> <td></td> <td></td> <td style="text-align: right;">\$ -</td> </tr> <tr> <td>Developer Contributions</td> <td></td> <td></td> <td></td> <td></td> <td></td> <td></td> <td></td> <td style="text-align: right;">\$ -</td> </tr> <tr> <td>Gas Tax</td> <td></td> <td></td> <td></td> <td style="text-align: right;">50,000</td> <td></td> <td></td> <td></td> <td style="text-align: right;">\$ 50,000</td> </tr> <tr> <td>Gas Tax - BAARSA</td> <td></td> <td></td> <td></td> <td></td> <td></td> <td></td> <td></td> <td style="text-align: right;">\$ -</td> </tr> <tr> <td>Landfill Revenues</td> <td></td> <td></td> <td></td> <td></td> <td></td> <td></td> <td></td> <td style="text-align: right;">\$ -</td> </tr> <tr> <td>Revenue Bond/Loan</td> <td></td> <td></td> <td></td> <td></td> <td></td> <td></td> <td></td> <td style="text-align: right;">\$ -</td> </tr> <tr> <td>SID Bond</td> <td></td> <td></td> <td></td> <td></td> <td></td> <td></td> <td></td> <td style="text-align: right;">\$ -</td> </tr> <tr> <td>Sidewalk Bond</td> <td></td> <td></td> <td></td> <td></td> <td></td> <td></td> <td></td> <td style="text-align: right;">\$ -</td> </tr> <tr> <td>Solid Waste Collection Revenues</td> <td></td> <td></td> <td></td> <td></td> <td></td> <td></td> <td></td> <td style="text-align: right;">\$ -</td> </tr> <tr> <td>Storm Drain Assessments</td> <td></td> <td></td> <td></td> <td></td> <td></td> <td></td> <td></td> <td style="text-align: right;">\$ -</td> </tr> <tr> <td>Street Maintenance Fees</td> <td></td> <td></td> <td></td> <td></td> <td></td> <td></td> <td></td> <td style="text-align: right;">\$ -</td> </tr> <tr> <td>TIFD Revenues</td> <td></td> <td></td> <td></td> <td></td> <td></td> <td></td> <td></td> <td style="text-align: right;">\$ -</td> </tr> <tr> <td>Wastewater Revenues</td> <td></td> <td></td> <td></td> <td></td> <td></td> <td></td> <td></td> <td style="text-align: right;">\$ -</td> </tr> <tr> <td>Water Revenues</td> <td></td> <td></td> <td></td> <td></td> <td></td> <td></td> <td></td> <td style="text-align: right;">\$ -</td> </tr> <tr style="background-color: #D9E1F2;"> <td>Total Project Funding</td> <td style="text-align: right;">\$ -</td> <td style="text-align: right;">\$ -</td> <td style="text-align: right;">\$ -</td> <td style="text-align: right;">\$ 50,000</td> <td style="text-align: right;">\$ -</td> <td style="text-align: right;">\$ -</td> <td style="text-align: right;">\$ -</td> <td style="text-align: right;">\$ 50,000</td> </tr> <tr style="background-color: #D9E1F2;"> <td></td> <td style="text-align: right;">\$ -</td> <td style="text-align: right;">\$ -</td> <td style="text-align: right;">\$ -</td> <td style="text-align: right;">\$ -</td> <td style="text-align: right;">\$ -</td> <td style="text-align: right;">\$ -</td> <td style="text-align: right;">\$ -</td> <td style="text-align: right;">\$ -</td> </tr> </tbody> </table>				Project Funding	Prior Years	FY 2024	FY 2025	FY 2026	FY 2027	FY 2028	Future	Total Cost	Arterial Fees								\$ -	Developer Contributions								\$ -	Gas Tax				50,000				\$ 50,000	Gas Tax - BAARSA								\$ -	Landfill Revenues								\$ -	Revenue Bond/Loan								\$ -	SID Bond								\$ -	Sidewalk Bond								\$ -	Solid Waste Collection Revenues								\$ -	Storm Drain Assessments								\$ -	Street Maintenance Fees								\$ -	TIFD Revenues								\$ -	Wastewater Revenues								\$ -	Water Revenues								\$ -	Total Project Funding	\$ -	\$ -	\$ -	\$ 50,000	\$ -	\$ -	\$ -	\$ 50,000		\$ -	\$ -	\$ -	\$ -	\$ -	\$ -	\$ -	\$ -
Project Funding	Prior Years	FY 2024	FY 2025	FY 2026	FY 2027	FY 2028	Future	Total Cost																																																																																																																																																				
Arterial Fees								\$ -																																																																																																																																																				
Developer Contributions								\$ -																																																																																																																																																				
Gas Tax				50,000				\$ 50,000																																																																																																																																																				
Gas Tax - BAARSA								\$ -																																																																																																																																																				
Landfill Revenues								\$ -																																																																																																																																																				
Revenue Bond/Loan								\$ -																																																																																																																																																				
SID Bond								\$ -																																																																																																																																																				
Sidewalk Bond								\$ -																																																																																																																																																				
Solid Waste Collection Revenues								\$ -																																																																																																																																																				
Storm Drain Assessments								\$ -																																																																																																																																																				
Street Maintenance Fees								\$ -																																																																																																																																																				
TIFD Revenues								\$ -																																																																																																																																																				
Wastewater Revenues								\$ -																																																																																																																																																				
Water Revenues								\$ -																																																																																																																																																				
Total Project Funding	\$ -	\$ -	\$ -	\$ 50,000	\$ -	\$ -	\$ -	\$ 50,000																																																																																																																																																				
	\$ -	\$ -	\$ -	\$ -	\$ -	\$ -	\$ -	\$ -																																																																																																																																																				

Department:	<u>Public Works</u>	FY24 - FY28 CIP
Project Category:	<u>(PW) Transportation</u>	Project Title: <u>Traffic Signal Controller Upgrade</u>
Project Description/Location:		
<p>This is for the replacement of obsolete signal controllers with new technology which includes improved communication and detection at the intersection. Primary locations will be the downtown and the west end arterials.</p>		
Justification:		
<p>The existing signal network is run by computers that are approximately 40 years old and the technology and replacement components are obsolete. These controllers limit functionality of the system and impede the improvement of operations. New controllers and video detection will allow for a wider array of signal operations resulting in increased efficiencies in timing.</p>		
<p>CIP Status Project Type</p> <p> <input checked="" type="checkbox"/> Modify <input checked="" type="checkbox"/> Renewal/ Replacement <input type="checkbox"/> New Proj <input type="checkbox"/> Enhancement/ New </p>		
Operating Budget Impact:		
Negligible.		
Comments:		
<p>Engineering will be done in house. Some construction will be done by city crews.</p>		


Estimated Project Cost(s)	Prior Years	FY 2024	FY 2025	FY 2026	FY 2027	FY 2028	Future	Total Cost
Planning, Design, & Engineering	190,000	30,000						\$ 220,000
Land Acquisition								\$ -
Construction	1,030,000	100,000						\$ 1,130,000
Equipment	2,780,000	520,000						\$ 3,300,000
Other								\$ -
Total Project Cost	\$ 4,000,000	\$ 650,000	\$ -	\$ -	\$ -	\$ -	\$ -	\$ 4,650,000


Project Funding	Prior Years	FY 2024	FY 2025	FY 2026	FY 2027	FY 2028	Future	Total Cost
Arterial Fees	4,000,000							\$ 4,000,000
Developer Contributions								\$ -
Gas Tax								\$ -
Gas Tax - BAARSA								\$ -
Landfill Revenues								\$ -
Revenue Bond/Loan								\$ -
SID Bond								\$ -
Sidewalk Bond								\$ -
Solid Waste Collection Revenues								\$ -
Storm Drain Assessments								\$ -
Street Maintenance Fees		650,000						\$ 650,000
TIFD Revenues								\$ -
Wastewater Revenues								\$ -
Water Revenues								\$ -
Total Project Funding	\$ 4,000,000	\$ 650,000	\$ -	\$ -	\$ -	\$ -	\$ -	\$ 4,650,000


Department: <u>Public Works</u>		FY24 - FY28 CIP	
Project Category: <u>(PW) Transportation</u>		Project Title: <u>Wicks Lane Main to Bitterroot</u>	
Project Description/Location:			
<p>This project funds the design of the reconstruction of Wicks Lane and construction of sidewalks.</p>			
Justification:			
<p>Wicks Lane is an arterial that carries a volume of traffic that would be more efficient and safe if the road was reconstructed as a three lane section with multimodal facilities. Bitterroot Road connects to Wicks Lane and needs to be improved as well due to development that has occurred in the area. Sidewalks and a small section of Wicks west of Hawthorne was constructed in FY22 to improve pedestrian access and other improvements will be constructed in FY25.</p>			
<p>CIP Status</p> <p><input checked="" type="checkbox"/> Modify Existing <input type="checkbox"/> New Project</p> <p>Project Type</p> <p><input checked="" type="checkbox"/> Renewal/ Replacement <input type="checkbox"/> Enhancement/ New</p>			
Operating Budget Impact:			
<p>The reconstruction of Wicks and Bitterroot will decrease the on-going maintenance associated with aging asphalt.</p>			
Comments:			

Estimated Project Cost(s)	Prior Years	FY 2024	FY 2025	FY 2026	FY 2027	FY 2028	Future	Total Cost
Planning, Design, & Engineering								\$ -
Land Acquisition								\$ -
Construction		400,000	1,800,000					\$ 2,200,000
Equipment								\$ -
Other								\$ -
Total Project Cost	\$ -	\$ 400,000	\$ 1,800,000	\$ -	\$ -	\$ -	\$ -	\$ 2,200,000

Project Funding	Prior Years	FY 2024	FY 2025	FY 2026	FY 2027	FY 2028	Future	Total Cost
Arterial Fees								\$ -
Developer Contributions			100,000					\$ 100,000
Gas Tax								\$ -
Gas Tax - BAARSA			1,170,000					\$ 1,170,000
Landfill Revenues								\$ -
Revenue Bond/Loan								\$ -
SID Bond								\$ -
Sidewalk Bond								\$ -
Solid Waste Collection Revenues								\$ -
Storm Drain Assessments								\$ -
Street Maintenance Fees		400,000	530,000					\$ 930,000
TIFD Revenues								\$ -
Wastewater Revenues								\$ -
Water Revenues								\$ -
Total Project Funding	\$ -	\$ 400,000	\$ 1,800,000	\$ -	\$ -	\$ -	\$ -	\$ 2,200,000

Department: <u>Public Works</u>		FY24 - FY28 CIP							
Project Category: <u>Utilities</u>		Project Title: <u>D&C Heated Shop and Breakroom Addition</u>							
Project Description/Location: This will fund the addition to the Public Works Distribution & Collection heated shop and breakroom.									
Justification: The addition is needed to accommodate the increase in employees and equipment that will be required over the next few years. These increases are due to the current and future growth of the City of Billings' water distribution and wastewater collection systems.									
<div>CIP Status<div><input checked="" type="checkbox"/> Modify Existing</div><div><input type="checkbox"/> New Project</div></div> <div>Project Type<div><input type="checkbox"/> Renewal/ Replacement</div><div><input checked="" type="checkbox"/> Enhancement/ New</div></div>									
Operating Budget Impact:									
Comments:									
Estimated Project Cost(s)		Prior Years	FY 2024	FY 2025	FY 2026	FY 2027	FY 2028	Future	Total Cost
Planning, Design, & Engineering									\$ -
Land Acquisition									\$ -
Construction				1,200,000					\$ 1,200,000
Equipment									\$ -
Other									\$ -
Total Project Cost		\$ -	\$ -	\$ 1,200,000	\$ -	\$ -	\$ -	\$ -	\$ 1,200,000
Project Funding		Prior Years	FY 2024	FY 2025	FY 2026	FY 2027	FY 2028	Future	Total Cost
Arterial Fees									\$ -
Developer Contributions									\$ -
Gas Tax									\$ -
Gas Tax - BAARSA									\$ -
Landfill Revenues									\$ -
Revenue Bond/Loan									\$ -
SID Bond									\$ -
Sidewalk Bond									\$ -
Solid Waste Collection Revenues									\$ -
Storm Drain Assessments									\$ -
Street Maintenance Fees									\$ -
TIFD Revenues									\$ -
Wastewater Revenues				480,000					\$ 480,000
Water Revenues				720,000					\$ 720,000
Total Project Funding		\$ -	\$ -	\$ 1,200,000	\$ -	\$ -	\$ -	\$ -	\$ 1,200,000

Department: <u>Public Works</u>		FY24 - FY28 CIP							
Project Category: <u>Utilities</u>		Project Title: <u>Hydrogen Sulfide Mitigation</u>							
Project Description/Location: This project will fund the construction of buildings and upgrades needed to mitigate Hydrogen Sulfide (H2S) in the system.									
Justification: A preliminary study was conducted and it was determined that there are two locations where outgassing potential exists and odor control will be beneficial. A pilot study was conducted in FY21. The upgrades will be constructed in FY23 and FY24.									
<div>CIP Status<div><input type="checkbox"/> Modify Existing</div><div><input type="checkbox"/> New Project</div></div> <div>Project Type<div><input type="checkbox"/> Renewal/ Replacement</div><div><input checked="" type="checkbox"/> Enhancement/ New</div></div>									
Operating Budget Impact: Additional chemicals in the amount of \$50,000 will be required.									
Comments:									
Estimated Project Cost(s)		Prior Years	FY 2024	FY 2025	FY 2026	FY 2027	FY 2028	Future	Total Cost
Planning, Design, & Engineering		50,000	50,000						\$ 100,000
Land Acquisition									\$ -
Construction		680,000	450,000						\$ 1,130,000
Equipment									\$ -
Other									\$ -
Total Project Cost		\$ 730,000	\$ 500,000	\$ -	\$ -	\$ -	\$ -	\$ -	\$ 1,230,000
Project Funding		Prior Years	FY 2024	FY 2025	FY 2026	FY 2027	FY 2028	Future	Total Cost
Arterial Fees									\$ -
Developer Contributions									\$ -
Gas Tax									\$ -
Gas Tax - BAARSA									\$ -
Landfill Revenues									\$ -
Revenue Bond/Loan									\$ -
SID Bond									\$ -
Sidewalk Bond									\$ -
Solid Waste Collection Revenues									\$ -
Storm Drain Assessments									\$ -
Street Maintenance Fees									\$ -
TIFD Revenues									\$ -
Wastewater Revenues		730,000	500,000						\$ 1,230,000
Water Revenues									\$ -
Total Project Funding		\$ 730,000	\$ 500,000	\$ -	\$ -	\$ -	\$ -	\$ -	\$ 1,230,000

Department: <u>Public Works</u>		FY24 - FY28 CIP							
Project Category: <u>Utilities</u>		Project Title: <u>Wastewater Central Sewer Extension - Shiloh to 54th</u>							
Project Description/Location: The extension will be west of Shiloh to 44th Street West.									
Justification: This project is developer driven and is necessary to serve community growth. The City will be paid back over time as development occurs.									
<div>CIP Status<div><input type="checkbox"/> Modify Existing</div><div><input checked="" type="checkbox"/> New Project</div></div> <div>Project Type<div><input type="checkbox"/> Renewal/ Replacement</div><div><input checked="" type="checkbox"/> Enhancement/ New</div></div>									
Operating Budget Impact: Additional sewer lines will require regular O&M.									
Comments:									
Estimated Project Cost(s)		Prior Years	FY 2024	FY 2025	FY 2026	FY 2027	FY 2028	Future	Total Cost
Planning, Design, & Engineering			160,000						\$ 160,000
Land Acquisition									\$ -
Construction				900,000					\$ 900,000
Equipment									\$ -
Other									\$ -
Total Project Cost		\$ -	\$ 160,000	\$ 900,000	\$ -	\$ -	\$ -	\$ -	\$ 1,060,000
Project Funding		Prior Years	FY 2024	FY 2025	FY 2026	FY 2027	FY 2028	Future	Total Cost
Arterial Fees									\$ -
Developer Contributions									\$ -
Gas Tax									\$ -
Gas Tax - BAARSA									\$ -
Landfill Revenues									\$ -
Revenue Bond/Loan									\$ -
SID Bond									\$ -
Sidewalk Bond									\$ -
Solid Waste Collection Revenues									\$ -
Storm Drain Assessments									\$ -
Street Maintenance Fees									\$ -
TIFD Revenues									\$ -
Wastewater Revenues			160,000	900,000					\$ 1,060,000
Water Revenues									\$ -
Total Project Funding		\$ -	\$ 160,000	\$ 900,000	\$ -	\$ -	\$ -	\$ -	\$ 1,060,000
		\$ -	\$ -	\$ -	\$ -	\$ -	\$ -	\$ -	\$ -

Department: <u>Public Works</u>		FY24 - FY28 CIP																																																																																																																																																																																																																						
Project Category: <u>Utilities</u>		Project Title: <u>Wastewater Compensation Agreements</u>																																																																																																																																																																																																																						
Project Description/Location: This is an on-going program to fund compensation agreements with private developers for oversizing sewer mains and other City authorized costs.																																																																																																																																																																																																																								
Justification: Per the City's rules and regulations for sanitary sewer service, the city will pay for oversizing of sewer mains when they are extended by developers. Without these funds, the lines installed by developers would not be large enough to serve areas beyond each development and the systems would not function properly.																																																																																																																																																																																																																								
<div>CIP Status<div><input checked="" type="checkbox"/> Modify Existing</div><div><input type="checkbox"/> New Project</div></div> <div>Project Type<div><input type="checkbox"/> Renewal/ Replacement</div><div><input checked="" type="checkbox"/> Enhancement/ New</div></div>		<div>Insert Picture(s) or Map Here</div>																																																																																																																																																																																																																						
Operating Budget Impact: Additional water and sewer lines will require regular O&M.																																																																																																																																																																																																																								
Comments:																																																																																																																																																																																																																								
<table><tr><th>Estimated Project Cost(s)</th><th>Prior Years</th><th>FY 2024</th><th>FY 2025</th><th>FY 2026</th><th>FY 2027</th><th>FY 2028</th><th>Future</th><th>Total Cost</th></tr><tr><td>Planning, Design, & Engineering</td><td></td><td></td><td></td><td></td><td></td><td></td><td></td><td>\$ -</td></tr><tr><td>Land Acquisition</td><td></td><td></td><td></td><td></td><td></td><td></td><td></td><td>\$ -</td></tr><tr><td>Construction</td><td></td><td></td><td></td><td></td><td></td><td></td><td></td><td>\$ -</td></tr><tr><td>Equipment</td><td></td><td></td><td></td><td></td><td></td><td></td><td></td><td>\$ -</td></tr><tr><td>Other</td><td></td><td>300,000</td><td>300,000</td><td>300,000</td><td>300,000</td><td>300,000</td><td></td><td>\$ 1,500,000</td></tr><tr><td>Total Project Cost</td><td>\$ -</td><td>\$ 300,000</td><td>\$ 300,000</td><td>\$ 300,000</td><td>\$ 300,000</td><td>\$ 300,000</td><td>\$ -</td><td>\$ 1,500,000</td></tr></table> <table><tr><th>Project Funding</th><th>Prior Years</th><th>FY 2024</th><th>FY 2025</th><th>FY 2026</th><th>FY 2027</th><th>FY 2028</th><th>Future</th><th>Total Cost</th></tr><tr><td>Arterial Fees</td><td></td><td></td><td></td><td></td><td></td><td></td><td></td><td>\$ -</td></tr><tr><td>Developer Contributions</td><td></td><td></td><td></td><td></td><td></td><td></td><td></td><td>\$ -</td></tr><tr><td>Gas Tax</td><td></td><td></td><td></td><td></td><td></td><td></td><td></td><td>\$ -</td></tr><tr><td>Gas Tax - BAARSA</td><td></td><td></td><td></td><td></td><td></td><td></td><td></td><td>\$ -</td></tr><tr><td>Landfill Revenues</td><td></td><td></td><td></td><td></td><td></td><td></td><td></td><td>\$ -</td></tr><tr><td>Revenue Bond/Loan</td><td></td><td></td><td></td><td></td><td></td><td></td><td></td><td>\$ -</td></tr><tr><td>SID Bond</td><td></td><td></td><td></td><td></td><td></td><td></td><td></td><td>\$ -</td></tr><tr><td>Sidewalk Bond</td><td></td><td></td><td></td><td></td><td></td><td></td><td></td><td>\$ -</td></tr><tr><td>Solid Waste Collection Revenues</td><td></td><td></td><td></td><td></td><td></td><td></td><td></td><td>\$ -</td></tr><tr><td>Storm Drain Assessments</td><td></td><td></td><td></td><td></td><td></td><td></td><td></td><td>\$ -</td></tr><tr><td>Street Maintenance Fees</td><td></td><td></td><td></td><td></td><td></td><td></td><td></td><td>\$ -</td></tr><tr><td>TIFD Revenues</td><td></td><td></td><td></td><td></td><td></td><td></td><td></td><td>\$ -</td></tr><tr><td>Wastewater Revenues</td><td></td><td>300,000</td><td>300,000</td><td>300,000</td><td>300,000</td><td>300,000</td><td></td><td>\$ 1,500,000</td></tr><tr><td>Water Revenues</td><td></td><td></td><td></td><td></td><td></td><td></td><td></td><td>\$ -</td></tr><tr><td>Total Project Funding</td><td>\$ -</td><td>\$ 300,000</td><td>\$ 300,000</td><td>\$ 300,000</td><td>\$ 300,000</td><td>\$ 300,000</td><td>\$ -</td><td>\$ 1,500,000</td></tr></table>										Estimated Project Cost(s)	Prior Years	FY 2024	FY 2025	FY 2026	FY 2027	FY 2028	Future	Total Cost	Planning, Design, & Engineering								\$ -	Land Acquisition								\$ -	Construction								\$ -	Equipment								\$ -	Other		300,000	300,000	300,000	300,000	300,000		\$ 1,500,000	Total Project Cost	\$ -	\$ 300,000	\$ 300,000	\$ 300,000	\$ 300,000	\$ 300,000	\$ -	\$ 1,500,000	Project Funding	Prior Years	FY 2024	FY 2025	FY 2026	FY 2027	FY 2028	Future	Total Cost	Arterial Fees								\$ -	Developer Contributions								\$ -	Gas Tax								\$ -	Gas Tax - BAARSA								\$ -	Landfill Revenues								\$ -	Revenue Bond/Loan								\$ -	SID Bond								\$ -	Sidewalk Bond								\$ -	Solid Waste Collection Revenues								\$ -	Storm Drain Assessments								\$ -	Street Maintenance Fees								\$ -	TIFD Revenues								\$ -	Wastewater Revenues		300,000	300,000	300,000	300,000	300,000		\$ 1,500,000	Water Revenues								\$ -	Total Project Funding	\$ -	\$ 300,000	\$ 300,000	\$ 300,000	\$ 300,000	\$ 300,000	\$ -	\$ 1,500,000
Estimated Project Cost(s)	Prior Years	FY 2024	FY 2025	FY 2026	FY 2027	FY 2028	Future	Total Cost																																																																																																																																																																																																																
Planning, Design, & Engineering								\$ -																																																																																																																																																																																																																
Land Acquisition								\$ -																																																																																																																																																																																																																
Construction								\$ -																																																																																																																																																																																																																
Equipment								\$ -																																																																																																																																																																																																																
Other		300,000	300,000	300,000	300,000	300,000		\$ 1,500,000																																																																																																																																																																																																																
Total Project Cost	\$ -	\$ 300,000	\$ 300,000	\$ 300,000	\$ 300,000	\$ 300,000	\$ -	\$ 1,500,000																																																																																																																																																																																																																
Project Funding	Prior Years	FY 2024	FY 2025	FY 2026	FY 2027	FY 2028	Future	Total Cost																																																																																																																																																																																																																
Arterial Fees								\$ -																																																																																																																																																																																																																
Developer Contributions								\$ -																																																																																																																																																																																																																
Gas Tax								\$ -																																																																																																																																																																																																																
Gas Tax - BAARSA								\$ -																																																																																																																																																																																																																
Landfill Revenues								\$ -																																																																																																																																																																																																																
Revenue Bond/Loan								\$ -																																																																																																																																																																																																																
SID Bond								\$ -																																																																																																																																																																																																																
Sidewalk Bond								\$ -																																																																																																																																																																																																																
Solid Waste Collection Revenues								\$ -																																																																																																																																																																																																																
Storm Drain Assessments								\$ -																																																																																																																																																																																																																
Street Maintenance Fees								\$ -																																																																																																																																																																																																																
TIFD Revenues								\$ -																																																																																																																																																																																																																
Wastewater Revenues		300,000	300,000	300,000	300,000	300,000		\$ 1,500,000																																																																																																																																																																																																																
Water Revenues								\$ -																																																																																																																																																																																																																
Total Project Funding	\$ -	\$ 300,000	\$ 300,000	\$ 300,000	\$ 300,000	\$ 300,000	\$ -	\$ 1,500,000																																																																																																																																																																																																																

Department: <u>Public Works</u>		FY24 - FY28 CIP																																																																																																																																																																																																																															
Project Category: <u>Utilities</u>		Project Title: <u>Wastewater Digester Gas & Sludge Pump Replacement</u>																																																																																																																																																																																																																															
Project Description/Location: This project will replace buried digester gas and sludge pipe in digestion process.																																																																																																																																																																																																																																	
Justification: This project was identified in the wastewater master plan. Gas Piping is over 40 years old and has experienced failures recently. It is also a safety issue for staff due to methane and hydrogen sulfide hazards.																																																																																																																																																																																																																																	
<div>CIP Status<div><input type="checkbox"/> Modify Existing</div><div><input checked="" type="checkbox"/> New Project</div></div> <div>Project Type<div><input checked="" type="checkbox"/> Renewal/ Replacement</div><div><input type="checkbox"/> Enhancement/ New</div></div>		<div>Insert Picture(s) or Map Here</div>																																																																																																																																																																																																																															
Operating Budget Impact: Negligible.																																																																																																																																																																																																																																	
Comments:																																																																																																																																																																																																																																	
<table><tr><th>Estimated Project Cost(s)</th><th>Prior Years</th><th>FY 2024</th><th>FY 2025</th><th>FY 2026</th><th>FY 2027</th><th>FY 2028</th><th>Future</th><th>Total Cost</th></tr><tr><td>Planning, Design, & Engineering</td><td></td><td></td><td></td><td></td><td></td><td></td><td></td><td>\$ -</td></tr><tr><td>Land Acquisition</td><td></td><td></td><td></td><td></td><td></td><td></td><td></td><td>\$ -</td></tr><tr><td>Construction</td><td></td><td></td><td>515,000</td><td></td><td></td><td></td><td></td><td>\$ 515,000</td></tr><tr><td>Equipment</td><td></td><td></td><td></td><td></td><td></td><td></td><td></td><td>\$ -</td></tr><tr><td>Other</td><td></td><td></td><td></td><td></td><td></td><td></td><td></td><td>\$ -</td></tr><tr><td>Total Project Cost</td><td>\$ -</td><td>\$ -</td><td>\$ 515,000</td><td>\$ -</td><td>\$ -</td><td>\$ -</td><td>\$ -</td><td>\$ 515,000</td></tr></table> <table><tr><th>Project Funding</th><th>Prior Years</th><th>FY 2024</th><th>FY 2025</th><th>FY 2026</th><th>FY 2027</th><th>FY 2028</th><th>Future</th><th>Total Cost</th></tr><tr><td>Arterial Fees</td><td></td><td></td><td></td><td></td><td></td><td></td><td></td><td>\$ -</td></tr><tr><td>Developer Contributions</td><td></td><td></td><td></td><td></td><td></td><td></td><td></td><td>\$ -</td></tr><tr><td>Gas Tax</td><td></td><td></td><td></td><td></td><td></td><td></td><td></td><td>\$ -</td></tr><tr><td>Gas Tax - BAARSA</td><td></td><td></td><td></td><td></td><td></td><td></td><td></td><td>\$ -</td></tr><tr><td>Landfill Revenues</td><td></td><td></td><td></td><td></td><td></td><td></td><td></td><td>\$ -</td></tr><tr><td>Revenue Bond/Loan</td><td></td><td></td><td></td><td></td><td></td><td></td><td></td><td>\$ -</td></tr><tr><td>SID Bond</td><td></td><td></td><td></td><td></td><td></td><td></td><td></td><td>\$ -</td></tr><tr><td>Sidewalk Bond</td><td></td><td></td><td></td><td></td><td></td><td></td><td></td><td>\$ -</td></tr><tr><td>Solid Waste Collection Revenues</td><td></td><td></td><td></td><td></td><td></td><td></td><td></td><td>\$ -</td></tr><tr><td>Storm Drain Assessments</td><td></td><td></td><td></td><td></td><td></td><td></td><td></td><td>\$ -</td></tr><tr><td>Street Maintenance Fees</td><td></td><td></td><td></td><td></td><td></td><td></td><td></td><td>\$ -</td></tr><tr><td>TIFD Revenues</td><td></td><td></td><td></td><td></td><td></td><td></td><td></td><td>\$ -</td></tr><tr><td>Wastewater Revenues</td><td></td><td></td><td>515,000</td><td></td><td></td><td></td><td></td><td>\$ 515,000</td></tr><tr><td>Water Revenues</td><td></td><td></td><td></td><td></td><td></td><td></td><td></td><td>\$ -</td></tr><tr><td>Total Project Funding</td><td>\$ -</td><td>\$ -</td><td>\$ 515,000</td><td>\$ -</td><td>\$ -</td><td>\$ -</td><td>\$ -</td><td>\$ 515,000</td></tr><tr><td></td><td>\$ -</td><td>\$ -</td><td>\$ -</td><td>\$ -</td><td>\$ -</td><td>\$ -</td><td>\$ -</td><td>\$ -</td></tr></table>										Estimated Project Cost(s)	Prior Years	FY 2024	FY 2025	FY 2026	FY 2027	FY 2028	Future	Total Cost	Planning, Design, & Engineering								\$ -	Land Acquisition								\$ -	Construction			515,000					\$ 515,000	Equipment								\$ -	Other								\$ -	Total Project Cost	\$ -	\$ -	\$ 515,000	\$ -	\$ -	\$ -	\$ -	\$ 515,000	Project Funding	Prior Years	FY 2024	FY 2025	FY 2026	FY 2027	FY 2028	Future	Total Cost	Arterial Fees								\$ -	Developer Contributions								\$ -	Gas Tax								\$ -	Gas Tax - BAARSA								\$ -	Landfill Revenues								\$ -	Revenue Bond/Loan								\$ -	SID Bond								\$ -	Sidewalk Bond								\$ -	Solid Waste Collection Revenues								\$ -	Storm Drain Assessments								\$ -	Street Maintenance Fees								\$ -	TIFD Revenues								\$ -	Wastewater Revenues			515,000					\$ 515,000	Water Revenues								\$ -	Total Project Funding	\$ -	\$ -	\$ 515,000	\$ -	\$ -	\$ -	\$ -	\$ 515,000		\$ -	\$ -	\$ -	\$ -	\$ -	\$ -	\$ -	\$ -
Estimated Project Cost(s)	Prior Years	FY 2024	FY 2025	FY 2026	FY 2027	FY 2028	Future	Total Cost																																																																																																																																																																																																																									
Planning, Design, & Engineering								\$ -																																																																																																																																																																																																																									
Land Acquisition								\$ -																																																																																																																																																																																																																									
Construction			515,000					\$ 515,000																																																																																																																																																																																																																									
Equipment								\$ -																																																																																																																																																																																																																									
Other								\$ -																																																																																																																																																																																																																									
Total Project Cost	\$ -	\$ -	\$ 515,000	\$ -	\$ -	\$ -	\$ -	\$ 515,000																																																																																																																																																																																																																									
Project Funding	Prior Years	FY 2024	FY 2025	FY 2026	FY 2027	FY 2028	Future	Total Cost																																																																																																																																																																																																																									
Arterial Fees								\$ -																																																																																																																																																																																																																									
Developer Contributions								\$ -																																																																																																																																																																																																																									
Gas Tax								\$ -																																																																																																																																																																																																																									
Gas Tax - BAARSA								\$ -																																																																																																																																																																																																																									
Landfill Revenues								\$ -																																																																																																																																																																																																																									
Revenue Bond/Loan								\$ -																																																																																																																																																																																																																									
SID Bond								\$ -																																																																																																																																																																																																																									
Sidewalk Bond								\$ -																																																																																																																																																																																																																									
Solid Waste Collection Revenues								\$ -																																																																																																																																																																																																																									
Storm Drain Assessments								\$ -																																																																																																																																																																																																																									
Street Maintenance Fees								\$ -																																																																																																																																																																																																																									
TIFD Revenues								\$ -																																																																																																																																																																																																																									
Wastewater Revenues			515,000					\$ 515,000																																																																																																																																																																																																																									
Water Revenues								\$ -																																																																																																																																																																																																																									
Total Project Funding	\$ -	\$ -	\$ 515,000	\$ -	\$ -	\$ -	\$ -	\$ 515,000																																																																																																																																																																																																																									
	\$ -	\$ -	\$ -	\$ -	\$ -	\$ -	\$ -	\$ -																																																																																																																																																																																																																									

Department: <u>Public Works</u>		FY24 - FY28 CIP							
Project Category: <u>Utilities</u>		Project Title: <u>Wastewater Digester Gas Interior Piping Replacement</u>							
Project Description/Location: This project will replace digester gas pipe in the primary digester and secondary digester buildings									
Justification: This project was idenitfied in the wastewater master plan. Gas piping is over 40 years old and have experienced failures recently. It is also a safety issue for staff due to methane and hydrogen sulfide hazards.									
<div>CIP Status<div><input type="checkbox"/> Modify Existing</div><div><input checked="" type="checkbox"/> New Project</div></div> <div>Project Type<div><input checked="" type="checkbox"/> Renewal/ Replacement</div><div><input type="checkbox"/> Enhancement/ New</div></div>		<div>Insert Picture(s) or Map Here</div>							
Operating Budget Impact: Negligible.									
Comments:									
Estimated Project Cost(s)		Prior Years	FY 2024	FY 2025	FY 2026	FY 2027	FY 2028	Future	Total Cost
Planning, Design, & Engineering									\$ -
Land Acquisition									\$ -
Construction			1,200,000						\$ 1,200,000
Equipment									\$ -
Other									\$ -
Total Project Cost		\$ -	\$ 1,200,000	\$ -	\$ -	\$ -	\$ -	\$ -	\$ 1,200,000
Project Funding		Prior Years	FY 2024	FY 2025	FY 2026	FY 2027	FY 2028	Future	Total Cost
Arterial Fees									\$ -
Developer Contributions									\$ -
Gas Tax									\$ -
Gas Tax - BAARSA									\$ -
Landfill Revenues									\$ -
Revenue Bond/Loan									\$ -
SID Bond									\$ -
Sidewalk Bond									\$ -
Solid Waste Collection Revenues									\$ -
Storm Drain Assessments									\$ -
Street Maintenance Fees									\$ -
TIFD Revenues									\$ -
Wastewater Revenues			1,200,000						\$ 1,200,000
Water Revenues									\$ -
Total Project Funding		\$ -	\$ 1,200,000	\$ -	\$ -	\$ -	\$ -	\$ -	\$ 1,200,000

Department:

Public Works

Project Category:

Utilities

FY24 - FY28 CIP

Project Title: Wastewater Grand Avenue Sewer Extension - 60th to 62nd

Project Description/Location:

This project will extend sewer main from 60th to 62nd (1000ft).

Justification:

This extention is necessary to support the growing community.

CIP Status

☐ Modify Existing

☒ New Project

Project Type

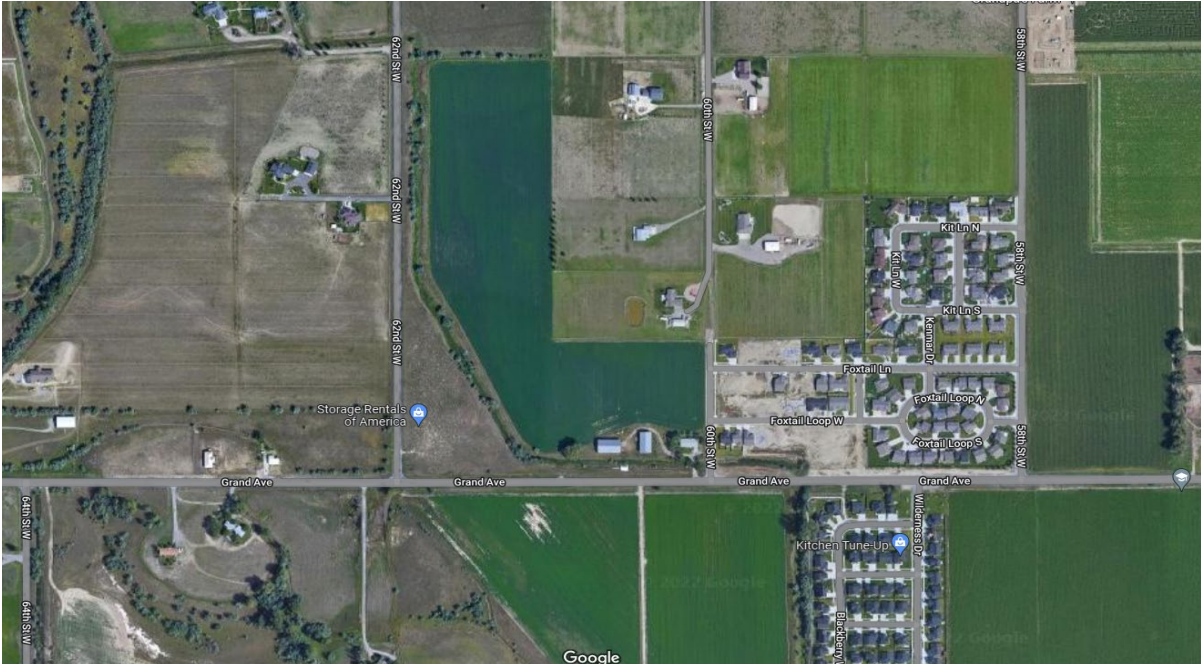
☐ Renewal/ Replacement

☒ Enhancement/ New

Operating Budget Impact:

Additional sewer lines will require regular O&M.

Comments:



Estimated Project Cost(s)	Prior Years	FY 2024	FY 2025	FY 2026	FY 2027	FY 2028	Future	Total Cost
Planning, Design, & Engineering								\$ -
Land Acquisition								\$ -
Construction				400,000				\$ 400,000
Equipment								\$ -
Other								\$ -
Total Project Cost	\$ -	\$ -	\$ -	\$ 400,000	\$ -	\$ -	\$ -	\$ 400,000

Project Funding	Prior Years	FY 2024	FY 2025	FY 2026	FY 2027	FY 2028	Future	Total Cost
Arterial Fees								\$ -
Developer Contributions								\$ -
Gas Tax								\$ -
Gas Tax - BAARSA								\$ -
Landfill Revenues								\$ -
Revenue Bond/Loan								\$ -
SID Bond								\$ -
Sidewalk Bond								\$ -
Solid Waste Collection Revenues								\$ -
Storm Drain Assessments								\$ -
Street Maintenance Fees								\$ -
TIFD Revenues								\$ -
Wastewater Revenues				400,000				\$ 400,000
Water Revenues								\$ -
Total Project Funding	\$ -	\$ -	\$ -	\$ 400,000	\$ -	\$ -	\$ -	\$ 400,000

\$ -

-

\$ -

-

\$ -

-

\$ -

-

\$ -


-


\$ -

-

\$ -

163

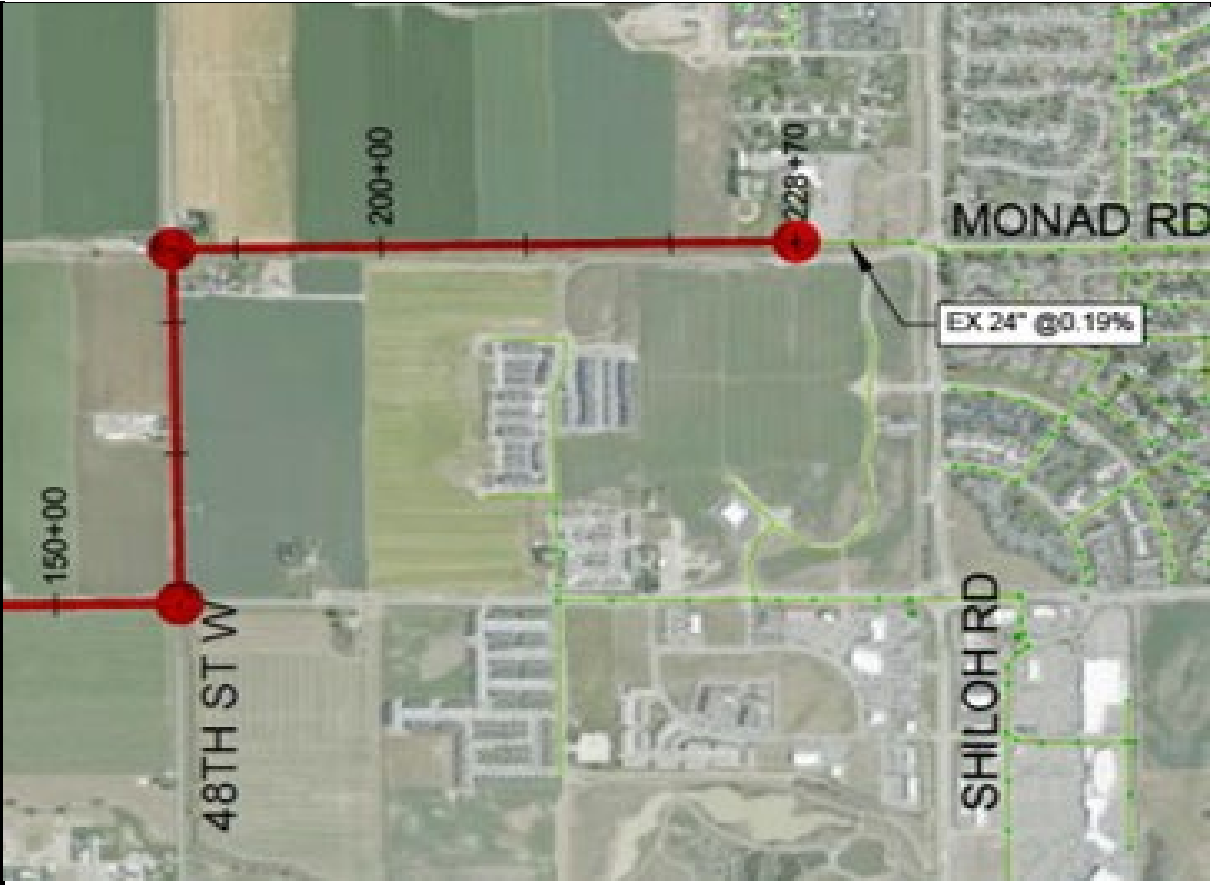
Department: <u>Public Works</u>		FY24 - FY28 CIP							
Project Category: <u>Utilities</u>		Project Title: <u>Wastewater Hesper Sewer - Gabel to Shiloh</u>							
Project Description/Location: This project will construct a new sewer main on Hesper Road from Gabel to just west of Shiloh Road.									
Justification: The City is constructing the West End Water Treatment Plant near the intersection of Shiloh Road and Hesper Road. The water treatment plant and other growth in the area will require construction of a sewer main on Hesper Rd to connect to the existing sewer system.									
<div>CIP Status<div><input type="checkbox"/> Modify Existing</div><div><input checked="" type="checkbox"/> New Project</div></div> <div>Project Type<div><input type="checkbox"/> Renewal/ Replacement</div><div><input checked="" type="checkbox"/> Enhancement/ New</div></div>									
Operating Budget Impact: Additional sewer lines will require regular O&M.									
Comments:									
Estimated Project Cost(s)		Prior Years	FY 2024	FY 2025	FY 2026	FY 2027	FY 2028	Future	Total Cost
Planning, Design, & Engineering									\$ -
Land Acquisition									\$ -
Construction			500,000	3,700,000					\$ 4,200,000
Equipment									\$ -
Other									\$ -
Total Project Cost		\$ -	\$ 500,000	\$ 3,700,000	\$ -	\$ -	\$ -	\$ -	\$ 4,200,000
Project Funding		Prior Years	FY 2024	FY 2025	FY 2026	FY 2027	FY 2028	Future	Total Cost
Arterial Fees									\$ -
Developer Contributions									\$ -
Gas Tax									\$ -
Gas Tax - BAARSA									\$ -
Landfill Revenues									\$ -
Revenue Bond/Loan									\$ -
SID Bond									\$ -
Sidewalk Bond									\$ -
Solid Waste Collection Revenues									\$ -
Storm Drain Assessments									\$ -
Street Maintenance Fees									\$ -
TIFD Revenues									\$ -
Wastewater Revenues			500,000	3,700,000					\$ 4,200,000
Water Revenues									\$ -
Total Project Funding		\$ -	\$ 500,000	\$ 3,700,000	\$ -	\$ -	\$ -	\$ -	\$ 4,200,000

Department: <u>Public Works</u>		FY24 - FY28 CIP	
Project Category: <u>Utilities</u>		Project Title: <u>Wastewater - Highway 3 Sanitary Sewer</u>	
Project Description/Location:			
This project will construct a new sewer from Rod and Gun Club Road East along Highway 3 to AJ Way (4500 Feet)			
Justification:			
This project will construct a pressure-sewer or gravity sewer along Highway 3 generally east from the intersection of Highway 3 and Rod and Gun Club Road to serve development north of Highway 3. This sewer will run east to AJ Way.			
CIP Status <input type="checkbox"/> Modify Existing <input checked="" type="checkbox"/> New Project		Project Type <input type="checkbox"/> Renewal/ Replacement <input checked="" type="checkbox"/> Enhancement/ New	
Operating Budget Impact:			
Additional sewer lines will require regular O&M			
Comments:			

Estimated Project Cost(s)	Prior Years	FY 2024	FY 2025	FY 2026	FY 2027	FY 2028	Future	Total Cost
Planning, Design, & Engineering								\$ -
Land Acquisition								\$ -
Construction					250,000	1,350,000		\$ 1,600,000
Equipment								\$ -
Other								\$ -
Total Project Cost	\$ -	\$ -	\$ -	\$ -	\$ 250,000	\$ 1,350,000	\$ -	\$ 1,600,000

Project Funding	Prior Years	FY 2024	FY 2025	FY 2026	FY 2027	FY 2028	Future	Total Cost
Arterial Fees								\$ -
Developer Contributions								\$ -
Gas Tax								\$ -
Gas Tax - BAARSA								\$ -
Landfill Revenues								\$ -
Revenue Bond/Loan								\$ -
SID Bond								\$ -
Sidewalk Bond								\$ -
Solid Waste Collection Revenues								\$ -
Storm Drain Assessments								\$ -
Street Maintenance Fees								\$ -
TIFD Revenues								\$ -
Wastewater Revenues					250,000	1,350,000		\$ 1,600,000
Water Revenues								\$ -
Total Project Funding	\$ -	\$ -	\$ -	\$ -	\$ 250,000	\$ 1,350,000	\$ -	\$ 1,600,000

Department: <u>Public Works</u>		FY24 - FY28 CIP							
Project Category: <u>Utilities</u>		Project Title: <u>Wastewater Main Replacements</u>							
Project Description/Location: This is annual program to fund the replacement of sanitary sewer mains throughout the City.									
Justification: The City's sanitary sewer infrastructure is aging and in need of replacement. Annual projects to replace areas of greatest need help to reduce leaks and failures and maintain reliable service to customers. The funding request specified increases the annual funding by 10% per year to slowly start increasing the funding to the level needed.									
<div>CIP Status<div><input checked="" type="checkbox"/> Modify Existing<div><input type="checkbox"/> New Project</div></div><div>Project Type<div><input checked="" type="checkbox"/> Renewal/ Replacement<div><input type="checkbox"/> Enhancement/ New</div></div></div></div>		<div>Insert Picture(s) or Map Here</div>							
Operating Budget Impact: Reduced O&M due to reduced leaks and failures.									
Comments:									
Estimated Project Cost(s)		Prior Years	FY 2024	FY 2025	FY 2026	FY 2027	FY 2028	Future	Total Cost
Planning, Design, & Engineering			1,000,000	1,100,000	1,200,000	1,300,000	1,400,000		\$ 6,000,000
Land Acquisition									\$ -
Construction			4,300,000	4,700,000	5,200,000	5,740,000	6,340,000		\$ 26,280,000
Equipment									\$ -
Other									\$ -
Total Project Cost		\$ -	\$ 5,300,000	\$ 5,800,000	\$ 6,400,000	\$ 7,040,000	\$ 7,740,000	\$ -	\$ 32,280,000
Project Funding		Prior Years	FY 2024	FY 2025	FY 2026	FY 2027	FY 2028	Future	Total Cost
Arterial Fees									\$ -
Developer Contributions									\$ -
Gas Tax									\$ -
Gas Tax - BAARSA									\$ -
Landfill Revenues									\$ -
Revenue Bond/Loan									\$ -
SID Bond									\$ -
Sidewalk Bond									\$ -
Solid Waste Collection Revenues									\$ -
Storm Drain Assessments									\$ -
Street Maintenance Fees									\$ -
TIFD Revenues									\$ -
Wastewater Revenues			5,300,000	5,800,000	6,400,000	7,040,000	7,740,000		\$ 32,280,000
Water Revenues									\$ -
Total Project Funding		\$ -	\$ 5,300,000	\$ 5,800,000	\$ 6,400,000	\$ 7,040,000	\$ 7,740,000	\$ -	\$ 32,280,000

Department: <u>Public Works</u>		FY24 - FY28 CIP							
Project Category: <u>Utilities</u>		Project Title: <u>Wastewater - Monad Sewer</u>							
Project Description/Location: This project will construct a new sewer main from Monad and Shiloh Rd to King and 48th St.									
Justification: With growth on the west end of Billings, Shiloh Lift Station is nearing capacity. Rather than expanding the lift station, the 2021 Wastewater Master Plan Update recommended the construction of a large sewer main from west of Monad and Shiloh (end of existing system) to the intersection of King and 48th St. This will allow gravity flow for system growth along Monad and west on King Ave.									
<div>CIP Status<div><input type="checkbox"/> Modify Existing</div><div><input checked="" type="checkbox"/> New Project</div></div> <div>Project Type<div><input type="checkbox"/> Renewal/ Replacement</div><div><input checked="" type="checkbox"/> Enhancement/ New</div></div>									
Operating Budget Impact:									
Comments: A portion of the costs will be paid back over time as development occurs.									
Estimated Project Cost(s)		Prior Years	FY 2024	FY 2025	FY 2026	FY 2027	FY 2028	Future	Total Cost
Planning, Design, & Engineering		500,000							\$ 500,000
Land Acquisition									\$ -
Construction			4,000,000						\$ 4,000,000
Equipment									\$ -
Other									\$ -
Total Project Cost		\$ 500,000	\$ 4,000,000	\$ -	\$ -	\$ -	\$ -	\$ -	\$ 4,500,000
Project Funding		Prior Years	FY 2024	FY 2025	FY 2026	FY 2027	FY 2028	Future	Total Cost
Arterial Fees									\$ -
Developer Contributions									\$ -
Gas Tax									\$ -
Gas Tax - BAARSA									\$ -
Landfill Revenues									\$ -
Revenue Bond/Loan									\$ -
SID Bond									\$ -
Sidewalk Bond									\$ -
Solid Waste Collection Revenues									\$ -
Storm Drain Assessments									\$ -
Street Maintenance Fees									\$ -
TIFD Revenues									\$ -
Wastewater Revenues		500,000	4,000,000						\$ 4,500,000
Water Revenues									\$ -
Total Project Funding		\$ 500,000	\$ 4,000,000	\$ -	\$ -	\$ -	\$ -	\$ -	\$ 4,500,000

Department:

Public Works

Project Category:

Utilities

FY24 - FY28 CIP

Project Title:

Wastewater Rehberg Ranch Lift Station

Project Description/Location:

This project will construct a new sanitary sewer lift station.

Justification:

Once development of the State Land Section south of Rehberg Ranch Subdivision and Rehberg Ranch Subdivision has developed, a new lift station and forcemain is required to lift wastewater into the Northwest Billings Connector sewer that ultimately flows to Alkali Creek, near the intersection of SkyWay Drive and Alkali Creek Road.

CIP Status

☐ Modify Existing

☒ New Project

Project Type

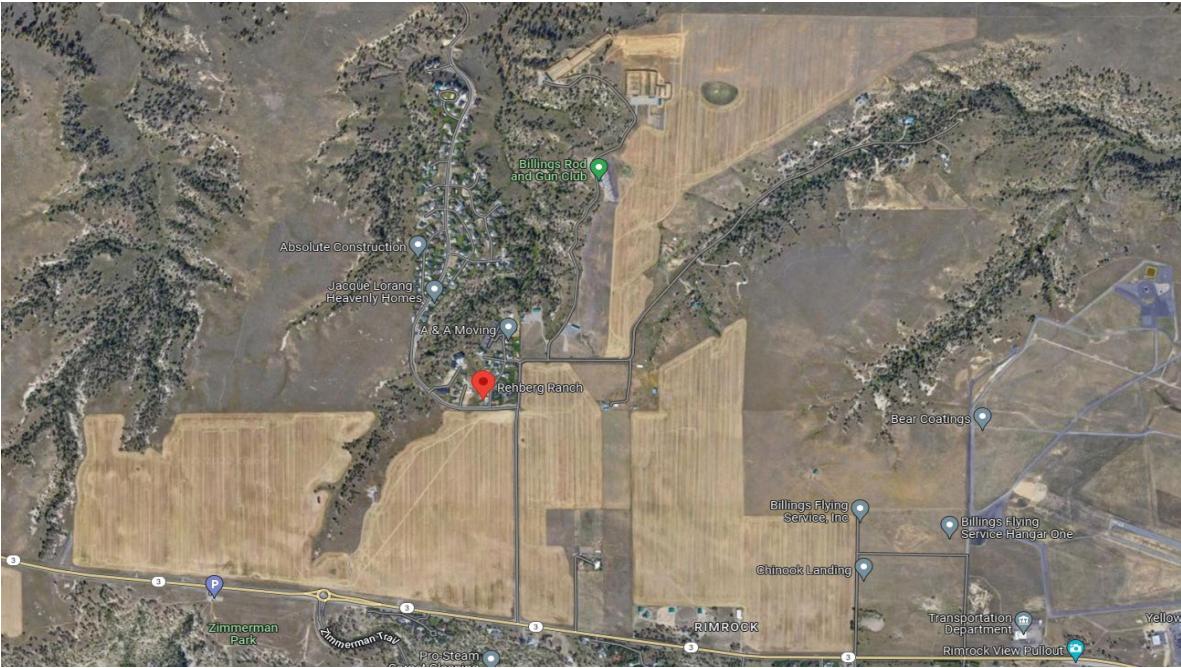
☐ Renewal/ Replacement

☒ Enhancement/ New

Operating Budget Impact:

Additional site will require regular O&M.

Comments:



Estimated Project Cost(s)	Prior Years	FY 2024	FY 2025	FY 2026	FY 2027	FY 2028	Future	Total Cost
Planning, Design, & Engineering				200,000				\$ 200,000
Land Acquisition								\$ -
Construction					1,440,000			\$ 1,440,000
Equipment								\$ -
Other								\$ -
Total Project Cost	\$ -	\$ -	\$ -	\$ 200,000	\$ 1,440,000	\$ -	\$ -	\$ 1,640,000

Project Funding	Prior Years	FY 2024	FY 2025	FY 2026	FY 2027	FY 2028	Future	Total Cost
Arterial Fees								\$ -
Developer Contributions								\$ -
Gas Tax								\$ -
Gas Tax - BAARSA								\$ -
Landfill Revenues								\$ -
Revenue Bond/Loan								\$ -
SID Bond								\$ -
Sidewalk Bond								\$ -
Solid Waste Collection Revenues								\$ -
Storm Drain Assessments								\$ -
Street Maintenance Fees								\$ -
TIFD Revenues								\$ -
Wastewater Revenues				200,000	1,440,000			\$ 1,640,000
Water Revenues								\$ -
Total Project Funding	\$ -	\$ -	\$ -	\$ 200,000	\$ 1,440,000	\$ -	\$ -	\$ 1,640,000

\$ -

\$ -

\$ -

\$ -

\$ -


\$ -

\$ -

\$ -

\$ -

168

Department: <u>Public Works</u>		FY24 - FY28 CIP							
Project Category: <u>Utilities</u>		Project Title: <u>Wastewater Treatment Plant Campus Electrical</u>							
Project Description/Location: This is a project to fund various electrical projects at the Water Reclamation Facility.									
Justification: Electrical upgrade projects are common at the Water Reclamation Facility (WRF) due to obsolescence of automation systems and replacements of electrical equipment damaged by hydrogen sulfide gases.									
<div>CIP Status<div><input checked="" type="checkbox"/> Modify Existing</div><div><input type="checkbox"/> New Project</div></div> <div>Project Type<div><input checked="" type="checkbox"/> Renewal/ Replacement</div><div><input type="checkbox"/> Enhancement/ New</div></div>									
Operating Budget Impact:									
Comments: The electrical priorities at the WRF are subject to change based on equipment failure and obsolesce. It's difficult to predict which components will need replacement or upgrades due to the corrosive gases.									
Estimated Project Cost(s)		Prior Years	FY 2024	FY 2025	FY 2026	FY 2027	FY 2028	Future	Total Cost
Planning, Design, & Engineering									\$ -
Land Acquisition									\$ -
Construction		500,000	300,000	300,000	300,000	300,000	300,000		\$ 2,000,000
Equipment									\$ -
Other									\$ -
Total Project Cost		\$ 500,000	\$ 300,000	\$ 300,000	\$ 300,000	\$ 300,000	\$ 300,000	\$ -	\$ 2,000,000
Project Funding		Prior Years	FY 2024	FY 2025	FY 2026	FY 2027	FY 2028	Future	Total Cost
Arterial Fees									\$ -
Developer Contributions									\$ -
Gas Tax									\$ -
Gas Tax - BAARSA									\$ -
Landfill Revenues									\$ -
Revenue Bond/Loan									\$ -
SID Bond									\$ -
Sidewalk Bond									\$ -
Solid Waste Collection Revenues									\$ -
Storm Drain Assessments									\$ -
Street Maintenance Fees									\$ -
TIFD Revenues									\$ -
Wastewater Revenues		500,000	300,000	300,000	300,000	300,000	300,000		\$ 2,000,000
Water Revenues									\$ -
Total Project Funding		\$ 500,000	\$ 300,000	\$ 300,000	\$ 300,000	\$ 300,000	\$ 300,000	\$ -	\$ 2,000,000

Department:

Public Works

Project Category:

Utilities

Project Description/Location:

This project will construct 1300 feet of 16" water line in Briarwood Blvd from Turnberry to McMasters.

Justification:

Improvement to service provided is necessary to support community growth.

CIP Status

☒ Modify Existing

☐ New Project

Project Type


☐ Renewal/ Replacement

☒ Enhancement/ New

Operating Budget Impact:

Negligible.

Comments:



Estimated Project Cost(s)	Prior Years	FY 2024	FY 2025	FY 2026	FY 2027	FY 2028	Future	Total Cost
Planning, Design, & Engineering								\$ -
Land Acquisition								\$ -
Construction		300,000						\$ 300,000
Equipment								\$ -
Other								\$ -
Total Project Cost	\$ -	\$ 300,000	\$ -	\$ -	\$ -	\$ -	\$ -	\$ 300,000

Project Funding	Prior Years	FY 2024	FY 2025	FY 2026	FY 2027	FY 2028	Future	Total Cost
Arterial Fees								\$ -
Developer Contributions								\$ -
Gas Tax								\$ -
Gas Tax - BAARSA								\$ -
Landfill Revenues								\$ -
Revenue Bond/Loan								\$ -
SID Bond								\$ -
Sidewalk Bond								\$ -
Solid Waste Collection Revenues								\$ -
Storm Drain Assessments								\$ -
Street Maintenance Fees								\$ -
TIFD Revenues								\$ -
Wastewater Revenues								\$ -
Water Revenues		300,000						\$ 300,000
Total Project Funding	\$ -	\$ 300,000	\$ -	\$ -	\$ -	\$ -	\$ -	\$ 300,000

\$ -

\$ -

\$ -

\$ -

\$ -


\$ -

\$ -

\$ -


\$ -


170

Department: <u>Public Works</u>		FY24 - FY28 CIP							
Project Category: <u>Utilities</u>		Project Title: <u>Water Central Sewer Extension - Shiloh to 54th</u>							
Project Description/Location: The extension will be west of Shiloh to 44th Street West.									
Justification: This project is developer driven and is necessary to serve community growth. The City will be paid back over time as development occurs.									
<div>CIP Status<div><input type="checkbox"/> Modify Existing</div><div><input checked="" type="checkbox"/> New Project</div></div> <div>Project Type<div><input type="checkbox"/> Renewal/ Replacement</div><div><input checked="" type="checkbox"/> Enhancement/ New</div></div>									
Operating Budget Impact: Additional water lines will require regular O&M.									
Comments:									
Estimated Project Cost(s)		Prior Years	FY 2024	FY 2025	FY 2026	FY 2027	FY 2028	Future	Total Cost
Planning, Design, & Engineering			130,000						\$ 130,000
Land Acquisition									\$ -
Construction				670,000					\$ 670,000
Equipment									\$ -
Other									\$ -
Total Project Cost		\$ -	\$ 130,000	\$ 670,000	\$ -	\$ -	\$ -	\$ -	\$ 800,000
Project Funding		Prior Years	FY 2024	FY 2025	FY 2026	FY 2027	FY 2028	Future	Total Cost
Arterial Fees									\$ -
Developer Contributions									\$ -
Gas Tax									\$ -
Gas Tax - BAARSA									\$ -
Landfill Revenues									\$ -
Revenue Bond/Loan									\$ -
SID Bond									\$ -
Sidewalk Bond									\$ -
Solid Waste Collection Revenues									\$ -
Storm Drain Assessments									\$ -
Street Maintenance Fees									\$ -
TIFD Revenues									\$ -
Wastewater Revenues			130,000	670,000					\$ 800,000
Water Revenues									\$ -
Total Project Funding		\$ -	\$ 130,000	\$ 670,000	\$ -	\$ -	\$ -	\$ -	\$ 800,000
		\$ -	\$ -	\$ -	\$ -	\$ -	\$ -	\$ -	\$ -


Department: <u>Public Works</u>		FY24 - FY28 CIP																																																																																																																																																																																																																						
Project Category: <u>Utilities</u>		Project Title: <u>Water Compensation Agreements</u>																																																																																																																																																																																																																						
Project Description/Location: This is an on-going program to fund compensation agreements with private developers for oversizing water mains and other City authorized costs.																																																																																																																																																																																																																								
Justification: Per the City's rules and regulations for water service, the city will pay for oversizing of water mains when they are extended by developers. Without these funds, the lines installed by developers would not be large enough to serve areas beyond each development and the systems would not function properly.																																																																																																																																																																																																																								
<div>CIP Status<div><input checked="" type="checkbox"/> Modify Existing</div><div><input type="checkbox"/> New Project</div></div> <div>Project Type<div><input type="checkbox"/> Renewal/ Replacement</div><div><input checked="" type="checkbox"/> Enhancement/ New</div></div>		<div>Insert Picture(s) or Map Here</div>																																																																																																																																																																																																																						
Operating Budget Impact: Additional water and sewer lines will require regular O&M.																																																																																																																																																																																																																								
Comments:																																																																																																																																																																																																																								
<table><tr><th>Estimated Project Cost(s)</th><th>Prior Years</th><th>FY 2024</th><th>FY 2025</th><th>FY 2026</th><th>FY 2027</th><th>FY 2028</th><th>Future</th><th>Total Cost</th></tr><tr><td>Planning, Design, & Engineering</td><td></td><td></td><td></td><td></td><td></td><td></td><td></td><td>\$ -</td></tr><tr><td>Land Acquisition</td><td></td><td></td><td></td><td></td><td></td><td></td><td></td><td>\$ -</td></tr><tr><td>Construction</td><td></td><td></td><td></td><td></td><td></td><td></td><td></td><td>\$ -</td></tr><tr><td>Equipment</td><td></td><td></td><td></td><td></td><td></td><td></td><td></td><td>\$ -</td></tr><tr><td>Other</td><td></td><td>300,000</td><td>300,000</td><td>300,000</td><td>300,000</td><td>300,000</td><td></td><td>\$ 1,500,000</td></tr><tr><td>Total Project Cost</td><td>\$ -</td><td>\$ 300,000</td><td>\$ 300,000</td><td>\$ 300,000</td><td>\$ 300,000</td><td>\$ 300,000</td><td>\$ -</td><td>\$ 1,500,000</td></tr></table> <table><tr><th>Project Funding</th><th>Prior Years</th><th>FY 2024</th><th>FY 2025</th><th>FY 2026</th><th>FY 2027</th><th>FY 2028</th><th>Future</th><th>Total Cost</th></tr><tr><td>Arterial Fees</td><td></td><td></td><td></td><td></td><td></td><td></td><td></td><td>\$ -</td></tr><tr><td>Developer Contributions</td><td></td><td></td><td></td><td></td><td></td><td></td><td></td><td>\$ -</td></tr><tr><td>Gas Tax</td><td></td><td></td><td></td><td></td><td></td><td></td><td></td><td>\$ -</td></tr><tr><td>Gas Tax - BAARSA</td><td></td><td></td><td></td><td></td><td></td><td></td><td></td><td>\$ -</td></tr><tr><td>Landfill Revenues</td><td></td><td></td><td></td><td></td><td></td><td></td><td></td><td>\$ -</td></tr><tr><td>Revenue Bond/Loan</td><td></td><td></td><td></td><td></td><td></td><td></td><td></td><td>\$ -</td></tr><tr><td>SID Bond</td><td></td><td></td><td></td><td></td><td></td><td></td><td></td><td>\$ -</td></tr><tr><td>Sidewalk Bond</td><td></td><td></td><td></td><td></td><td></td><td></td><td></td><td>\$ -</td></tr><tr><td>Solid Waste Collection Revenues</td><td></td><td></td><td></td><td></td><td></td><td></td><td></td><td>\$ -</td></tr><tr><td>Storm Drain Assessments</td><td></td><td></td><td></td><td></td><td></td><td></td><td></td><td>\$ -</td></tr><tr><td>Street Maintenance Fees</td><td></td><td></td><td></td><td></td><td></td><td></td><td></td><td>\$ -</td></tr><tr><td>TIFD Revenues</td><td></td><td></td><td></td><td></td><td></td><td></td><td></td><td>\$ -</td></tr><tr><td>Wastewater Revenues</td><td></td><td></td><td></td><td></td><td></td><td></td><td></td><td>\$ -</td></tr><tr><td>Water Revenues</td><td></td><td>300,000</td><td>300,000</td><td>300,000</td><td>300,000</td><td>300,000</td><td></td><td>\$ 1,500,000</td></tr><tr><td>Total Project Funding</td><td>\$ -</td><td>\$ 300,000</td><td>\$ 300,000</td><td>\$ 300,000</td><td>\$ 300,000</td><td>\$ 300,000</td><td>\$ -</td><td>\$ 1,500,000</td></tr></table>										Estimated Project Cost(s)	Prior Years	FY 2024	FY 2025	FY 2026	FY 2027	FY 2028	Future	Total Cost	Planning, Design, & Engineering								\$ -	Land Acquisition								\$ -	Construction								\$ -	Equipment								\$ -	Other		300,000	300,000	300,000	300,000	300,000		\$ 1,500,000	Total Project Cost	\$ -	\$ 300,000	\$ 300,000	\$ 300,000	\$ 300,000	\$ 300,000	\$ -	\$ 1,500,000	Project Funding	Prior Years	FY 2024	FY 2025	FY 2026	FY 2027	FY 2028	Future	Total Cost	Arterial Fees								\$ -	Developer Contributions								\$ -	Gas Tax								\$ -	Gas Tax - BAARSA								\$ -	Landfill Revenues								\$ -	Revenue Bond/Loan								\$ -	SID Bond								\$ -	Sidewalk Bond								\$ -	Solid Waste Collection Revenues								\$ -	Storm Drain Assessments								\$ -	Street Maintenance Fees								\$ -	TIFD Revenues								\$ -	Wastewater Revenues								\$ -	Water Revenues		300,000	300,000	300,000	300,000	300,000		\$ 1,500,000	Total Project Funding	\$ -	\$ 300,000	\$ 300,000	\$ 300,000	\$ 300,000	\$ 300,000	\$ -	\$ 1,500,000
Estimated Project Cost(s)	Prior Years	FY 2024	FY 2025	FY 2026	FY 2027	FY 2028	Future	Total Cost																																																																																																																																																																																																																
Planning, Design, & Engineering								\$ -																																																																																																																																																																																																																
Land Acquisition								\$ -																																																																																																																																																																																																																
Construction								\$ -																																																																																																																																																																																																																
Equipment								\$ -																																																																																																																																																																																																																
Other		300,000	300,000	300,000	300,000	300,000		\$ 1,500,000																																																																																																																																																																																																																
Total Project Cost	\$ -	\$ 300,000	\$ 300,000	\$ 300,000	\$ 300,000	\$ 300,000	\$ -	\$ 1,500,000																																																																																																																																																																																																																
Project Funding	Prior Years	FY 2024	FY 2025	FY 2026	FY 2027	FY 2028	Future	Total Cost																																																																																																																																																																																																																
Arterial Fees								\$ -																																																																																																																																																																																																																
Developer Contributions								\$ -																																																																																																																																																																																																																
Gas Tax								\$ -																																																																																																																																																																																																																
Gas Tax - BAARSA								\$ -																																																																																																																																																																																																																
Landfill Revenues								\$ -																																																																																																																																																																																																																
Revenue Bond/Loan								\$ -																																																																																																																																																																																																																
SID Bond								\$ -																																																																																																																																																																																																																
Sidewalk Bond								\$ -																																																																																																																																																																																																																
Solid Waste Collection Revenues								\$ -																																																																																																																																																																																																																
Storm Drain Assessments								\$ -																																																																																																																																																																																																																
Street Maintenance Fees								\$ -																																																																																																																																																																																																																
TIFD Revenues								\$ -																																																																																																																																																																																																																
Wastewater Revenues								\$ -																																																																																																																																																																																																																
Water Revenues		300,000	300,000	300,000	300,000	300,000		\$ 1,500,000																																																																																																																																																																																																																
Total Project Funding	\$ -	\$ 300,000	\$ 300,000	\$ 300,000	\$ 300,000	\$ 300,000	\$ -	\$ 1,500,000																																																																																																																																																																																																																

Department: <u>Public Works</u>		FY24 - FY28 CIP																																																																																																																																																																																																																						
Project Category: <u>Utilities</u>		Project Title: <u>Water - Fox Reservoir #1 Replacement</u>																																																																																																																																																																																																																						
Project Description/Location: This project will replace the existing reservoir.																																																																																																																																																																																																																								
Justification: The existing steel reservoir was constructed in 1982. The interior paint has reached the end of its lifecycle and is required to be recoated. Rather than recoat the reservoir, the life cycle costs are less to replace the reservoir with a concrete reservoir. Failure to complete this project will require that the existing reservoir be recoated and long term increase in costs.																																																																																																																																																																																																																								
<div>CIP Status<div><input checked="" type="checkbox"/> Modify Existing</div><div><input type="checkbox"/> New Project</div></div> <div>Project Type<div><input checked="" type="checkbox"/> Renewal/ Replacement</div><div><input type="checkbox"/> Enhancement/ New</div></div>		<div>Insert Picture(s) or Map Here</div>																																																																																																																																																																																																																						
Operating Budget Impact: Reduced long-term O&M.																																																																																																																																																																																																																								
Comments:																																																																																																																																																																																																																								
<table><tr><th>Estimated Project Cost(s)</th><th>Prior Years</th><th>FY 2024</th><th>FY 2025</th><th>FY 2026</th><th>FY 2027</th><th>FY 2028</th><th>Future</th><th>Total Cost</th></tr><tr><td>Planning, Design, & Engineering</td><td></td><td></td><td></td><td></td><td>400,000</td><td></td><td></td><td>\$ 400,000</td></tr><tr><td>Land Acquisition</td><td></td><td></td><td></td><td></td><td></td><td></td><td></td><td>\$ -</td></tr><tr><td>Construction</td><td></td><td></td><td></td><td></td><td></td><td>3,300,000</td><td></td><td>\$ 3,300,000</td></tr><tr><td>Equipment</td><td></td><td></td><td></td><td></td><td></td><td></td><td></td><td>\$ -</td></tr><tr><td>Other</td><td></td><td></td><td></td><td></td><td></td><td></td><td></td><td>\$ -</td></tr><tr><td>Total Project Cost</td><td>\$ -</td><td>\$ -</td><td>\$ -</td><td>\$ -</td><td>\$ 400,000</td><td>\$ 3,300,000</td><td>\$ -</td><td>\$ 3,700,000</td></tr></table> <table><tr><th>Project Funding</th><th>Prior Years</th><th>FY 2024</th><th>FY 2025</th><th>FY 2026</th><th>FY 2027</th><th>FY 2028</th><th>Future</th><th>Total Cost</th></tr><tr><td>Arterial Fees</td><td></td><td></td><td></td><td></td><td></td><td></td><td></td><td>\$ -</td></tr><tr><td>Developer Contributions</td><td></td><td></td><td></td><td></td><td></td><td></td><td></td><td>\$ -</td></tr><tr><td>Gas Tax</td><td></td><td></td><td></td><td></td><td></td><td></td><td></td><td>\$ -</td></tr><tr><td>Gas Tax - BAARSA</td><td></td><td></td><td></td><td></td><td></td><td></td><td></td><td>\$ -</td></tr><tr><td>Landfill Revenues</td><td></td><td></td><td></td><td></td><td></td><td></td><td></td><td>\$ -</td></tr><tr><td>Revenue Bond/Loan</td><td></td><td></td><td></td><td></td><td></td><td></td><td></td><td>\$ -</td></tr><tr><td>SID Bond</td><td></td><td></td><td></td><td></td><td></td><td></td><td></td><td>\$ -</td></tr><tr><td>Sidewalk Bond</td><td></td><td></td><td></td><td></td><td></td><td></td><td></td><td>\$ -</td></tr><tr><td>Solid Waste Collection Revenues</td><td></td><td></td><td></td><td></td><td></td><td></td><td></td><td>\$ -</td></tr><tr><td>Storm Drain Assessments</td><td></td><td></td><td></td><td></td><td></td><td></td><td></td><td>\$ -</td></tr><tr><td>Street Maintenance Fees</td><td></td><td></td><td></td><td></td><td></td><td></td><td></td><td>\$ -</td></tr><tr><td>TIFD Revenues</td><td></td><td></td><td></td><td></td><td></td><td></td><td></td><td>\$ -</td></tr><tr><td>Wastewater Revenues</td><td></td><td></td><td></td><td></td><td></td><td></td><td></td><td>\$ -</td></tr><tr><td>Water Revenues</td><td></td><td></td><td></td><td></td><td>400,000</td><td>3,300,000</td><td></td><td>\$ 3,700,000</td></tr><tr><td>Total Project Funding</td><td>\$ -</td><td>\$ -</td><td>\$ -</td><td>\$ -</td><td>\$ 400,000</td><td>\$ 3,300,000</td><td>\$ -</td><td>\$ 3,700,000</td></tr></table>										Estimated Project Cost(s)	Prior Years	FY 2024	FY 2025	FY 2026	FY 2027	FY 2028	Future	Total Cost	Planning, Design, & Engineering					400,000			\$ 400,000	Land Acquisition								\$ -	Construction						3,300,000		\$ 3,300,000	Equipment								\$ -	Other								\$ -	Total Project Cost	\$ -	\$ -	\$ -	\$ -	\$ 400,000	\$ 3,300,000	\$ -	\$ 3,700,000	Project Funding	Prior Years	FY 2024	FY 2025	FY 2026	FY 2027	FY 2028	Future	Total Cost	Arterial Fees								\$ -	Developer Contributions								\$ -	Gas Tax								\$ -	Gas Tax - BAARSA								\$ -	Landfill Revenues								\$ -	Revenue Bond/Loan								\$ -	SID Bond								\$ -	Sidewalk Bond								\$ -	Solid Waste Collection Revenues								\$ -	Storm Drain Assessments								\$ -	Street Maintenance Fees								\$ -	TIFD Revenues								\$ -	Wastewater Revenues								\$ -	Water Revenues					400,000	3,300,000		\$ 3,700,000	Total Project Funding	\$ -	\$ -	\$ -	\$ -	\$ 400,000	\$ 3,300,000	\$ -	\$ 3,700,000
Estimated Project Cost(s)	Prior Years	FY 2024	FY 2025	FY 2026	FY 2027	FY 2028	Future	Total Cost																																																																																																																																																																																																																
Planning, Design, & Engineering					400,000			\$ 400,000																																																																																																																																																																																																																
Land Acquisition								\$ -																																																																																																																																																																																																																
Construction						3,300,000		\$ 3,300,000																																																																																																																																																																																																																
Equipment								\$ -																																																																																																																																																																																																																
Other								\$ -																																																																																																																																																																																																																
Total Project Cost	\$ -	\$ -	\$ -	\$ -	\$ 400,000	\$ 3,300,000	\$ -	\$ 3,700,000																																																																																																																																																																																																																
Project Funding	Prior Years	FY 2024	FY 2025	FY 2026	FY 2027	FY 2028	Future	Total Cost																																																																																																																																																																																																																
Arterial Fees								\$ -																																																																																																																																																																																																																
Developer Contributions								\$ -																																																																																																																																																																																																																
Gas Tax								\$ -																																																																																																																																																																																																																
Gas Tax - BAARSA								\$ -																																																																																																																																																																																																																
Landfill Revenues								\$ -																																																																																																																																																																																																																
Revenue Bond/Loan								\$ -																																																																																																																																																																																																																
SID Bond								\$ -																																																																																																																																																																																																																
Sidewalk Bond								\$ -																																																																																																																																																																																																																
Solid Waste Collection Revenues								\$ -																																																																																																																																																																																																																
Storm Drain Assessments								\$ -																																																																																																																																																																																																																
Street Maintenance Fees								\$ -																																																																																																																																																																																																																
TIFD Revenues								\$ -																																																																																																																																																																																																																
Wastewater Revenues								\$ -																																																																																																																																																																																																																
Water Revenues					400,000	3,300,000		\$ 3,700,000																																																																																																																																																																																																																
Total Project Funding	\$ -	\$ -	\$ -	\$ -	\$ 400,000	\$ 3,300,000	\$ -	\$ 3,700,000																																																																																																																																																																																																																


Department: <u>Public Works</u>		FY24 - FY28 CIP							
Project Category: <u>Utilities</u>		Project Title: <u>Water - Intake #2 Screening and PS Improvements</u>							
Project Description/Location: This will fund the screening and pump station improvements needed at Intake #2 at the existing Water Treatment Plant.									
Justification: Intake #2 at the Water Treatment Plant (WTP) has limited screening capability. Plugging of downstream processes occurs from debris or sediment resulting in excessive downtime of the WTP. For these reasons, Intake #2 is rarely used. Intake #1 is more vulnerable to drought than Intake #2, however. To increase reliability during drought conditions, screening and pump station upgrades to Intake #2 are necessary. Having the flexibility to operate only off Intake #2 during lower demands will also result in enhanced power and chemical efficiency.									
<div>CIP Status<div><input type="checkbox"/> Modify Existing</div><div><input checked="" type="checkbox"/> New Project</div></div> <div>Project Type<div><input checked="" type="checkbox"/> Renewal/ Replacement</div><div><input type="checkbox"/> Enhancement/ New</div></div>									
Operating Budget Impact:									
Comments:									
Estimated Project Cost(s)		Prior Years	FY 2024	FY 2025	FY 2026	FY 2027	FY 2028	Future	Total Cost
Planning, Design, & Engineering									\$ -
Land Acquisition									\$ -
Construction						180,000	1,520,000		\$ 1,700,000
Equipment									\$ -
Other									\$ -
Total Project Cost		\$ -	\$ -	\$ -	\$ -	\$ 180,000	\$ 1,520,000	\$ -	\$ 1,700,000
Project Funding		Prior Years	FY 2024	FY 2025	FY 2026	FY 2027	FY 2028	Future	Total Cost
Arterial Fees									\$ -
Developer Contributions									\$ -
Gas Tax									\$ -
Gas Tax - BAARSA									\$ -
Landfill Revenues									\$ -
Revenue Bond/Loan									\$ -
SID Bond									\$ -
Sidewalk Bond									\$ -
Solid Waste Collection Revenues									\$ -
Storm Drain Assessments									\$ -
Street Maintenance Fees									\$ -
TIFD Revenues									\$ -
Wastewater Revenues									\$ -
Water Revenues						180,000	1,520,000		\$ 1,700,000
Total Project Funding		\$ -	\$ -	\$ -	\$ -	\$ 180,000	\$ 1,520,000	\$ -	\$ 1,700,000

Department: <u>Public Works</u>		FY24 - FY28 CIP							
Project Category: <u>Utilities</u>		Project Title: <u>Water Skyway Drive Waterline Loop</u>							
Project Description/Location: This project will construct approximately 5000 ft of 16" WL in Zone 4N. A PRV required to reduce pressure to Zone 3E.									
Justification: This is needed to serve new growth and loop water line from Alkali Cr to Wicks. Water system looping is a common practice that improves water quality and system redundancy.									
<div>CIP Status<div><input type="checkbox"/> Modify Existing</div><div><input checked="" type="checkbox"/> New Project</div></div> <div>Project Type<div><input type="checkbox"/> Renewal/ Replacement</div><div><input checked="" type="checkbox"/> Enhancement/ New</div></div>									
Operating Budget Impact: New water main will require regular O&M.									
Comments:									
Estimated Project Cost(s)		Prior Years	FY 2024	FY 2025	FY 2026	FY 2027	FY 2028	Future	Total Cost
Planning, Design, & Engineering						300,000			\$ 300,000
Land Acquisition									\$ -
Construction							2,500,000		\$ 2,500,000
Equipment									\$ -
Other									\$ -
Total Project Cost		\$ -	\$ -	\$ -	\$ -	\$ 300,000	\$ 2,500,000	\$ -	\$ 2,800,000
Project Funding		Prior Years	FY 2024	FY 2025	FY 2026	FY 2027	FY 2028	Future	Total Cost
Arterial Fees									\$ -
Developer Contributions									\$ -
Gas Tax									\$ -
Gas Tax - BAARSA									\$ -
Landfill Revenues									\$ -
Revenue Bond/Loan									\$ -
SID Bond									\$ -
Sidewalk Bond									\$ -
Solid Waste Collection Revenues									\$ -
Storm Drain Assessments									\$ -
Street Maintenance Fees									\$ -
TIFD Revenues									\$ -
Wastewater Revenues						300,000	2,500,000		\$ 2,800,000
Water Revenues									\$ -
Total Project Funding		\$ -	\$ -	\$ -	\$ -	\$ 300,000	\$ 2,500,000	\$ -	\$ 2,800,000

Department: <u>Public Works</u>		FY24 - FY28 CIP							
Project Category: <u>Utilities</u>		Project Title: <u>Water Main Replacements</u>							
Project Description/Location: This is an annual program for the replacement of water mains throughout the City.									
Justification: The City's water infrastructure is aging and in need of replacement. Annual projects to replace areas of greatest need help to reduce leaks and failures and maintain reliable service to customers.									
<div>CIP Status<div><input checked="" type="checkbox"/> Modify Existing</div><div><input type="checkbox"/> New Project</div></div> <div>Project Type<div><input checked="" type="checkbox"/> Renewal/ Replacement</div><div><input type="checkbox"/> Enhancement/ New</div></div>		<div>Insert Picture(s) or Map Here</div>							
Operating Budget Impact: Reduced O&M due to reduced leaks and failures.									
Comments:									
Estimated Project Cost(s)		Prior Years	FY 2024	FY 2025	FY 2026	FY 2027	FY 2028	Future	Total Cost
Planning, Design, & Engineering			800,000	900,000	1,000,000	1,100,000	1,200,000		\$ 5,000,000
Land Acquisition									\$ -
Construction			3,500,000	3,900,000	4,400,000	4,940,000	5,540,000		\$ 22,280,000
Equipment									\$ -
Other									\$ -
Total Project Cost		\$ -	\$ 4,300,000	\$ 4,800,000	\$ 5,400,000	\$ 6,040,000	\$ 6,740,000	\$ -	\$ 27,280,000
Project Funding		Prior Years	FY 2024	FY 2025	FY 2026	FY 2027	FY 2028	Future	Total Cost
Arterial Fees									\$ -
Developer Contributions									\$ -
Gas Tax									\$ -
Gas Tax - BAARSA									\$ -
Landfill Revenues									\$ -
Revenue Bond/Loan									\$ -
SID Bond									\$ -
Sidewalk Bond									\$ -
Solid Waste Collection Revenues									\$ -
Storm Drain Assessments									\$ -
Street Maintenance Fees									\$ -
TIFD Revenues									\$ -
Wastewater Revenues									\$ -
Water Revenues			4,300,000	4,800,000	5,400,000	6,040,000	6,740,000		\$ 27,280,000
Total Project Funding		\$ -	\$ 4,300,000	\$ 4,800,000	\$ 5,400,000	\$ 6,040,000	\$ 6,740,000	\$ -	\$ 27,280,000

Department: <u>Public Works</u>		FY24 - FY28 CIP							
Project Category: <u>Utilities</u>		Project Title: <u>Water Reservoir Site Improvements</u>							
Project Description/Location: This project is for site improvements at the new west end reservoir.									
Justification: There is an opportunity for the needed west end reservoir site to double as an amenity for billings. The project includes end land use items (trails, docks, picnic areas, beach, etc.) to create a premier recreational amenity that residents and visitors can enjoy.									
<div>CIP Status<div><input checked="" type="checkbox"/> Modify Existing</div><div><input type="checkbox"/> New Project</div></div> <div>Project Type<div><input type="checkbox"/> Renewal/ Replacement</div><div><input checked="" type="checkbox"/> Enhancement/ New</div></div>									
Operating Budget Impact: The operating budget impact will be determined during the design phase.									
Comments: The \$7.5M that unfunded is not able to be funded with water revenues. If funding is not obtained, this part of the project cannot be constructed.									
Estimated Project Cost(s)		Prior Years	FY 2024	FY 2025	FY 2026	FY 2027	FY 2028	Future	Total Cost
Planning, Design, & Engineering									\$ -
Land Acquisition									\$ -
Construction				7,000,000					\$ 7,000,000
Equipment									\$ -
Other									\$ -
Total Project Cost		\$ -	\$ -	\$ 7,000,000	\$ -	\$ -	\$ -	\$ -	\$ 7,000,000
Project Funding		Prior Years	FY 2024	FY 2025	FY 2026	FY 2027	FY 2028	Future	Total Cost
Arterial Fees									\$ -
Developer Contributions									\$ -
Gas Tax									\$ -
Gas Tax - BAARSA									\$ -
GO Bonds				7,000,000					\$ 7,000,000
Landfill Revenues									\$ -
Revenue Bond/Loan									\$ -
SID Bond									\$ -
Sidewalk Bond									\$ -
Solid Waste Collection Revenues									\$ -
Storm Drain Assessments									\$ -
Street Maintenance Fees									\$ -
TIFD Revenues									\$ -
Wastewater Revenues									\$ -
Water Revenues									\$ -
Total Project Funding		\$ -	\$ -	\$ 7,000,000	\$ -	\$ -	\$ -	\$ -	\$ 7,000,000

Department: <u>Public Works</u>		FY24 - FY28 CIP							
Project Category: <u>Utilities</u>		Project Title: <u>Water - South 32nd St W/I-90/S Frontage Loop</u>							
Project Description/Location: This will fund the construction a water main that will loop the water system on the southwest portion of the City.									
Justification: Water system looping is a common practice that improves water quality and system redundancy. This project will loop the water system on South 32nd St W to I-90.									
<div>CIP Status<div><input type="checkbox"/> Modify Existing</div><div><input checked="" type="checkbox"/> New Project</div></div> <div>Project Type<div><input checked="" type="checkbox"/> Renewal/ Replacement</div><div><input type="checkbox"/> Enhancement/ New</div></div>		<div>Insert Picture(s) or Map Here</div>							
Operating Budget Impact:									
Comments:									
Estimated Project Cost(s)		Prior Years	FY 2024	FY 2025	FY 2026	FY 2027	FY 2028	Future	Total Cost
Planning, Design, & Engineering					275,000				\$ 275,000
Land Acquisition									\$ -
Construction						2,725,000			\$ 2,725,000
Equipment									\$ -
Other									\$ -
Total Project Cost		\$ -	\$ -	\$ -	\$ 275,000	\$ 2,725,000	\$ -	\$ -	\$ 3,000,000
Project Funding		Prior Years	FY 2024	FY 2025	FY 2026	FY 2027	FY 2028	Future	Total Cost
Arterial Fees									\$ -
Developer Contributions									\$ -
Gas Tax									\$ -
Gas Tax - BAARSA									\$ -
Landfill Revenues									\$ -
Revenue Bond/Loan									\$ -
SID Bond									\$ -
Sidewalk Bond									\$ -
Solid Waste Collection Revenues									\$ -
Storm Drain Assessments									\$ -
Street Maintenance Fees									\$ -
TIFD Revenues									\$ -
Wastewater Revenues									\$ -
Water Revenues					275,000	2,725,000			\$ 3,000,000
Total Project Funding		\$ -	\$ -	\$ -	\$ 275,000	\$ 2,725,000	\$ -	\$ -	\$ 3,000,000

Department: <u>Public Works</u>		FY24 - FY28 CIP							
Project Category: <u>Utilities</u>		Project Title: <u>Water - Storage Improvements (Zone 1)</u>							
Project Description/Location: This project will construct an additional water tank in Pressure Zone #1 which serves the downtown area.									
Justification: Pressure Zone #1 serves the downtown area which includes critical facilities such as hospitals and healthcare facilities. Currently, Pressure Zone #1 is deficient in water storage per the Water Master Plan. Storage is needed to address fire, operational, and other emergency needs. This project will add a 3 million gallon storage tank to Pressure Zone #1. The Water Master Plan recommended an alternative of constructing a tank on the north side of Swords Park with a water main that connects the tank to Walter Pump Station.									
<div>CIP Status<div><input checked="" type="checkbox"/> Modify Existing</div><div><input type="checkbox"/> New Project</div></div> <div>Project Type<div><input type="checkbox"/> Renewal/ Replacement</div><div><input checked="" type="checkbox"/> Enhancement/ New</div></div>									
Operating Budget Impact:									
Comments:									
Estimated Project Cost(s)		Prior Years	FY 2024	FY 2025	FY 2026	FY 2027	FY 2028	Future	Total Cost
Planning, Design, & Engineering			700,000						\$ 700,000
Land Acquisition									\$ -
Construction				6,000,000					\$ 6,000,000
Equipment									\$ -
Other									\$ -
Total Project Cost		\$ -	\$ 700,000	\$ 6,000,000	\$ -	\$ -	\$ -	\$ -	\$ 6,700,000
Project Funding		Prior Years	FY 2024	FY 2025	FY 2026	FY 2027	FY 2028	Future	Total Cost
Arterial Fees									\$ -
Developer Contributions									\$ -
Gas Tax									\$ -
Gas Tax - BAARSA									\$ -
Landfill Revenues									\$ -
Revenue Bond/Loan									\$ -
SID Bond									\$ -
Sidewalk Bond									\$ -
Solid Waste Collection Revenues									\$ -
Storm Drain Assessments									\$ -
Street Maintenance Fees									\$ -
TIFD Revenues									\$ -
Wastewater Revenues									\$ -
Water Revenues			700,000	6,000,000					\$ 6,700,000
Total Project Funding		\$ -	\$ 700,000	\$ 6,000,000	\$ -	\$ -	\$ -	\$ -	\$ 6,700,000

Department: <u>Public Works</u>		FY24 - FY28 CIP																																																																																																																																																							
Project Category: <u>Utilities</u>		Project Title: <u>Water - Storage Improvements (Zone 4)</u>																																																																																																																																																							
Project Description/Location: This project will construct an additional water tank in Pressure Zone #4 which serves the northwest end of Billings.																																																																																																																																																									
Justification: Pressure Zone #4 serves the northwest end of the City which includes Ironwood and Copper Ridge subdivisions. Currently, Pressure Zone #4 is deficient in water storage per the Water Master Plan. Storage is needed to address fire, operational, and other emergency needs. This was evident in the summer of 2021 when very high demands on the system required all pumps to be in service. This project will add a 2 million gallon storage tank to Pressure Zone #4. The Water Master Plan recommended constructing the tank at the base of rimrocks in Phipps Park and connecting it to the water system at 70th St W.																																																																																																																																																									
<div>CIP Status<div><input type="checkbox"/> Modify Existing</div><div><input checked="" type="checkbox"/> New Project</div></div> <div>Project Type<div><input type="checkbox"/> Renewal/ Replacement</div><div><input checked="" type="checkbox"/> Enhancement/ New</div></div>																																																																																																																																																									
Operating Budget Impact:																																																																																																																																																									
Comments:																																																																																																																																																									
<table><tr><th>Estimated Project Cost(s)</th><th>Prior Years</th><th>FY 2024</th><th>FY 2025</th><th>FY 2026</th><th>FY 2027</th><th>FY 2028</th><th>Future</th><th>Total Cost</th></tr><tr><td>Planning, Design, & Engineering</td><td></td><td></td><td>700,000</td><td></td><td></td><td></td><td></td><td>\$ 700,000</td></tr><tr><td>Land Acquisition</td><td></td><td></td><td></td><td></td><td></td><td></td><td></td><td>\$ -</td></tr><tr><td>Construction</td><td></td><td></td><td></td><td>6,200,000</td><td></td><td></td><td></td><td>\$ 6,200,000</td></tr><tr><td>Equipment</td><td></td><td></td><td></td><td></td><td></td><td></td><td></td><td>\$ -</td></tr><tr><td>Other</td><td></td><td></td><td></td><td></td><td></td><td></td><td></td><td>\$ -</td></tr><tr><td>Total Project Cost</td><td>\$ -</td><td>\$ -</td><td>\$ 700,000</td><td>\$ 6,200,000</td><td>\$ -</td><td>\$ -</td><td>\$ -</td><td>\$ 6,900,000</td></tr></table>										Estimated Project Cost(s)	Prior Years	FY 2024	FY 2025	FY 2026	FY 2027	FY 2028	Future	Total Cost	Planning, Design, & Engineering			700,000					\$ 700,000	Land Acquisition								\$ -	Construction				6,200,000				\$ 6,200,000	Equipment								\$ -	Other								\$ -	Total Project Cost	\$ -	\$ -	\$ 700,000	\$ 6,200,000	\$ -	\$ -	\$ -	\$ 6,900,000																																																																																	
Estimated Project Cost(s)	Prior Years	FY 2024	FY 2025	FY 2026	FY 2027	FY 2028	Future	Total Cost																																																																																																																																																	
Planning, Design, & Engineering			700,000					\$ 700,000																																																																																																																																																	
Land Acquisition								\$ -																																																																																																																																																	
Construction				6,200,000				\$ 6,200,000																																																																																																																																																	
Equipment								\$ -																																																																																																																																																	
Other								\$ -																																																																																																																																																	
Total Project Cost	\$ -	\$ -	\$ 700,000	\$ 6,200,000	\$ -	\$ -	\$ -	\$ 6,900,000																																																																																																																																																	
<table><tr><th>Project Funding</th><th>Prior Years</th><th>FY 2024</th><th>FY 2025</th><th>FY 2026</th><th>FY 2027</th><th>FY 2028</th><th>Future</th><th>Total Cost</th></tr><tr><td>Arterial Fees</td><td></td><td></td><td></td><td></td><td></td><td></td><td></td><td>\$ -</td></tr><tr><td>Developer Contributions</td><td></td><td></td><td></td><td></td><td></td><td></td><td></td><td>\$ -</td></tr><tr><td>Gas Tax</td><td></td><td></td><td></td><td></td><td></td><td></td><td></td><td>\$ -</td></tr><tr><td>Gas Tax - BAARSA</td><td></td><td></td><td></td><td></td><td></td><td></td><td></td><td>\$ -</td></tr><tr><td>Landfill Revenues</td><td></td><td></td><td></td><td></td><td></td><td></td><td></td><td>\$ -</td></tr><tr><td>Revenue Bond/Loan</td><td></td><td></td><td></td><td></td><td></td><td></td><td></td><td>\$ -</td></tr><tr><td>SID Bond</td><td></td><td></td><td></td><td></td><td></td><td></td><td></td><td>\$ -</td></tr><tr><td>Sidewalk Bond</td><td></td><td></td><td></td><td></td><td></td><td></td><td></td><td>\$ -</td></tr><tr><td>Solid Waste Collection Revenues</td><td></td><td></td><td></td><td></td><td></td><td></td><td></td><td>\$ -</td></tr><tr><td>Storm Drain Assessments</td><td></td><td></td><td></td><td></td><td></td><td></td><td></td><td>\$ -</td></tr><tr><td>Street Maintenance Fees</td><td></td><td></td><td></td><td></td><td></td><td></td><td></td><td>\$ -</td></tr><tr><td>TIFD Revenues</td><td></td><td></td><td></td><td></td><td></td><td></td><td></td><td>\$ -</td></tr><tr><td>Wastewater Revenues</td><td></td><td></td><td></td><td></td><td></td><td></td><td></td><td>\$ -</td></tr><tr><td>Water Revenues</td><td></td><td></td><td>700,000</td><td>6,200,000</td><td></td><td></td><td></td><td>\$ 6,900,000</td></tr><tr><td>Total Project Funding</td><td>\$ -</td><td>\$ -</td><td>\$ 700,000</td><td>\$ 6,200,000</td><td>\$ -</td><td>\$ -</td><td>\$ -</td><td>\$ 6,900,000</td></tr></table>										Project Funding	Prior Years	FY 2024	FY 2025	FY 2026	FY 2027	FY 2028	Future	Total Cost	Arterial Fees								\$ -	Developer Contributions								\$ -	Gas Tax								\$ -	Gas Tax - BAARSA								\$ -	Landfill Revenues								\$ -	Revenue Bond/Loan								\$ -	SID Bond								\$ -	Sidewalk Bond								\$ -	Solid Waste Collection Revenues								\$ -	Storm Drain Assessments								\$ -	Street Maintenance Fees								\$ -	TIFD Revenues								\$ -	Wastewater Revenues								\$ -	Water Revenues			700,000	6,200,000				\$ 6,900,000	Total Project Funding	\$ -	\$ -	\$ 700,000	\$ 6,200,000	\$ -	\$ -	\$ -	\$ 6,900,000
Project Funding	Prior Years	FY 2024	FY 2025	FY 2026	FY 2027	FY 2028	Future	Total Cost																																																																																																																																																	
Arterial Fees								\$ -																																																																																																																																																	
Developer Contributions								\$ -																																																																																																																																																	
Gas Tax								\$ -																																																																																																																																																	
Gas Tax - BAARSA								\$ -																																																																																																																																																	
Landfill Revenues								\$ -																																																																																																																																																	
Revenue Bond/Loan								\$ -																																																																																																																																																	
SID Bond								\$ -																																																																																																																																																	
Sidewalk Bond								\$ -																																																																																																																																																	
Solid Waste Collection Revenues								\$ -																																																																																																																																																	
Storm Drain Assessments								\$ -																																																																																																																																																	
Street Maintenance Fees								\$ -																																																																																																																																																	
TIFD Revenues								\$ -																																																																																																																																																	
Wastewater Revenues								\$ -																																																																																																																																																	
Water Revenues			700,000	6,200,000				\$ 6,900,000																																																																																																																																																	
Total Project Funding	\$ -	\$ -	\$ 700,000	\$ 6,200,000	\$ -	\$ -	\$ -	\$ 6,900,000																																																																																																																																																	

Department: <u>Public Works</u>		FY24 - FY28 CIP							
Project Category: <u>Utilities</u>		Project Title: <u>Water Treatment Plant Electrical Improvements</u>							
Project Description/Location: This is an on-going program to fund the replacement of power lines, switches and transformers at Water Treatment Plant and pump stations.									
Justification: Electrical upgrade projects are common in the water system due to obsolescence of automation systems and replacements of electrical equipment at the Water Treatment Plant (WTP) and pumping stations. In FY24, the 15kV switchgear will have the cap-trip and capacitors replaced and the PLC processors will be upgraded in 7 pump stations. In FY25, the remaining the pump stations that have not received a PLC upgrade will be completed. Transformer T7A and T5 will also be replaced at the WTP with associated cable. In FY26, Transformer T6 will be replaced with associated cable. In FY27, The MCC at Leavens Pump Station will be replaced.									
<div>CIP Status<div><input checked="" type="checkbox"/> Modify Existing</div><div><input type="checkbox"/> New Project</div></div> <div>Project Type<div><input checked="" type="checkbox"/> Renewal/ Replacement</div><div><input type="checkbox"/> Enhancement/ New</div></div>		<div>Insert Picture(s) or Map Here</div>							
Operating Budget Impact:									
Comments:									
Estimated Project Cost(s)		Prior Years	FY 2024	FY 2025	FY 2026	FY 2027	FY 2028	Future	Total Cost
Planning, Design, & Engineering									\$ -
Land Acquisition									\$ -
Construction			400,000	150,000	200,000	500,000	315,000		\$ 1,565,000
Equipment									\$ -
Other									\$ -
Total Project Cost		\$ -	\$ 400,000	\$ 150,000	\$ 200,000	\$ 500,000	\$ 315,000	\$ -	\$ 1,565,000
Project Funding		Prior Years	FY 2024	FY 2025	FY 2026	FY 2027	FY 2028	Future	Total Cost
Arterial Fees									\$ -
Developer Contributions									\$ -
Gas Tax									\$ -
Gas Tax - BAARSA									\$ -
Landfill Revenues									\$ -
Revenue Bond/Loan									\$ -
SID Bond									\$ -
Sidewalk Bond									\$ -
Solid Waste Collection Revenues									\$ -
Storm Drain Assessments									\$ -
Street Maintenance Fees									\$ -
TIFD Revenues									\$ -
Wastewater Revenues									\$ -
Water Revenues			400,000	150,000	200,000	500,000	315,000		\$ 1,565,000
Total Project Funding		\$ -	\$ 400,000	\$ 150,000	\$ 200,000	\$ 500,000	\$ 315,000	\$ -	\$ 1,565,000

Department:

Public Works

Project Category:

Utilities

Project Title:

Water Treatment Plant Facility Plan

FY24 - FY28 CIP

Project Description/Location:

This plan will assess the facility and process needs after the West End Water Treatment Plant has been brought into service.

Justification:

With the new West End Water Treatment Plant, demand requirements will be lessened on the existing Water Treatment Plant. Inspection of major process pipelines and infrastructure will better achieved without the current requirement to keep the plant running at all times. This plan will assess the facility and process needs, including the antiquated preliminary treatment process and propose recommendations for improvements.

CIP Status

☒ Modify Existing

☐ New Project


Project Type

☒ Renewal/ Replacement

☐ Enhancement/ New

Operating Budget Impact:

Comments:




Estimated Project Cost(s)	Prior Years	FY 2024	FY 2025	FY 2026	FY 2027	FY 2028	Future	Total Cost
Planning, Design, & Engineering				300,000				\$ 300,000
Land Acquisition								\$ -
Construction								\$ -
Equipment								\$ -
Other								\$ -
Total Project Cost	\$ -	\$ -	\$ -	\$ 300,000	\$ -	\$ -	\$ -	\$ 300,000

Project Funding	Prior Years	FY 2024	FY 2025	FY 2026	FY 2027	FY 2028	Future	Total Cost
Arterial Fees								\$ -
Developer Contributions								\$ -
Gas Tax								\$ -
Gas Tax - BAARSA								\$ -
Landfill Revenues								\$ -
Revenue Bond/Loan								\$ -
SID Bond								\$ -
Sidewalk Bond								\$ -
Solid Waste Collection Revenues								\$ -
Storm Drain Assessments								\$ -
Street Maintenance Fees								\$ -
TIFD Revenues								\$ -
Wastewater Revenues								\$ -
Water Revenues				300,000				\$ 300,000
Total Project Funding	\$ -	\$ -	\$ -	\$ 300,000	\$ -	\$ -	\$ -	\$ 300,000

183

Department: <u>Public Works</u>		FY24 - FY28 CIP							
Project Category: <u>Utilities</u>		Project Title: <u>Water Voelker Pump Station PRV</u>							
Project Description/Location: This project will update the PRV at the Voelker facility to handle the adjustments needed when the new plant comes online.									
Justification: This is needed when west end plant comes online.									
<div>CIP Status<div><input type="checkbox"/> Modify Existing</div><div><input checked="" type="checkbox"/> New Project</div></div> <div>Project Type<div><input type="checkbox"/> Renewal/ Replacement</div><div><input checked="" type="checkbox"/> Enhancement/ New</div></div>		<div>Insert Picture(s) or Map Here</div>							
Operating Budget Impact: Negligible.									
Comments:									
Estimated Project Cost(s)		Prior Years	FY 2024	FY 2025	FY 2026	FY 2027	FY 2028	Future	Total Cost
Planning, Design, & Engineering									\$ -
Land Acquisition									\$ -
Construction			300,000						\$ 300,000
Equipment									\$ -
Other									\$ -
Total Project Cost		\$ -	\$ 300,000	\$ -	\$ -	\$ -	\$ -	\$ -	\$ 300,000
Project Funding		Prior Years	FY 2024	FY 2025	FY 2026	FY 2027	FY 2028	Future	Total Cost
Arterial Fees									\$ -
Developer Contributions									\$ -
Gas Tax									\$ -
Gas Tax - BAARSA									\$ -
Landfill Revenues									\$ -
Revenue Bond/Loan									\$ -
SID Bond									\$ -
Sidewalk Bond									\$ -
Solid Waste Collection Revenues									\$ -
Storm Drain Assessments									\$ -
Street Maintenance Fees									\$ -
TIFD Revenues									\$ -
Wastewater Revenues									\$ -
Water Revenues			300,000						\$ 300,000
Total Project Funding		\$ -	\$ 300,000	\$ -	\$ -	\$ -	\$ -	\$ -	\$ 300,000

Department: <u>Public Works</u>		FY24 - FY28 CIP							
Project Category: <u>Utilities</u>		Project Title: <u>Water - Willett and Christensen Pump Station</u>							
Project Description/Location: This will fund needed service improvements for Zone #2.									
Justification: The Water Master Plan recommended the addition of a third pump to the pump station. The piping currently has a third pump slot available. This will allow more reliable service to Pressure Zone #2.									
<div>CIP Status<div><input type="checkbox"/> Modify Existing</div><div><input checked="" type="checkbox"/> New Project</div></div> <div>Project Type<div><input type="checkbox"/> Renewal/ Replacement</div><div><input checked="" type="checkbox"/> Enhancement/ New</div></div>		<div>Insert Picture(s) or Map Here</div>							
Operating Budget Impact:									
Comments:									
Estimated Project Cost(s)		Prior Years	FY 2024	FY 2025	FY 2026	FY 2027	FY 2028	Future	Total Cost
Planning, Design, & Engineering									\$ -
Land Acquisition									\$ -
Construction			750,000						\$ 750,000
Equipment									\$ -
Other									\$ -
Total Project Cost		\$ -	\$ 750,000	\$ -	\$ -	\$ -	\$ -	\$ -	\$ 750,000
Project Funding		Prior Years	FY 2024	FY 2025	FY 2026	FY 2027	FY 2028	Future	Total Cost
Arterial Fees									\$ -
Developer Contributions									\$ -
Gas Tax									\$ -
Gas Tax - BAARSA									\$ -
Landfill Revenues									\$ -
Revenue Bond/Loan									\$ -
SID Bond									\$ -
Sidewalk Bond									\$ -
Solid Waste Collection Revenues									\$ -
Storm Drain Assessments									\$ -
Street Maintenance Fees									\$ -
TIFD Revenues									\$ -
Wastewater Revenues									\$ -
Water Revenues			750,000						\$ 750,000
Total Project Funding		\$ -	\$ 750,000	\$ -	\$ -	\$ -	\$ -	\$ -	\$ 750,000

Department: <u>Public Works</u>		FY24 - FY28 CIP							
Project Category: <u>Utilities</u>		Project Title: <u>Water - Zone 4 Pump Station Improvements</u>							
Project Description/Location: This will fund the construction of additional pumping capacity into Pressure Zone #4 on the northwest end of Billings.									
Justification: Pressure Zone #4 serves the northwest end of the City which includes Ironwood and Copper Ridge subdivisions. Currently, Pressure Zone #4 is deficient in pumping capacity per the Water Master Plan. Additional pumps are needed to meet current and future demands. This was evident in the summer of 2021 when very high demands on the system required all pumps into Pressure Zone #4 be in service. This project will add additional pumping capacity by either constructing a new pump station near the intersection of 62nd St W and Grand Ave or increasing the capacity of Chapple Pump Station.									
<div>CIP Status<div><input type="checkbox"/> Modify Existing</div><div><input type="checkbox"/> New Project</div></div> <div>Project Type<div><input checked="" type="checkbox"/> Renewal/ Replacement</div><div><input type="checkbox"/> Enhancement/ New</div></div>									
Operating Budget Impact:									
Comments:									
Estimated Project Cost(s)		Prior Years	FY 2024	FY 2025	FY 2026	FY 2027	FY 2028	Future	Total Cost
Planning, Design, & Engineering		600,000							\$ 600,000
Land Acquisition									\$ -
Construction			5,600,000						\$ 5,600,000
Equipment									\$ -
Other									\$ -
Total Project Cost		\$ 600,000	\$ 5,600,000	\$ -	\$ -	\$ -	\$ -	\$ -	\$ 6,200,000
Project Funding		Prior Years	FY 2024	FY 2025	FY 2026	FY 2027	FY 2028	Future	Total Cost
Arterial Fees									\$ -
Developer Contributions									\$ -
Gas Tax									\$ -
Gas Tax - BAARSA									\$ -
Landfill Revenues									\$ -
Revenue Bond/Loan									\$ -
SID Bond									\$ -
Sidewalk Bond									\$ -
Solid Waste Collection Revenues									\$ -
Storm Drain Assessments									\$ -
Street Maintenance Fees									\$ -
TIFD Revenues									\$ -
Wastewater Revenues									\$ -
Water Revenues		600,000	5,600,000						\$ 6,200,000
Total Project Funding		\$ 600,000	\$ 5,600,000	\$ -	\$ -	\$ -	\$ -	\$ -	\$ 6,200,000

Department:

Public Works

Project Category:

Utilities

Project Description/Location:

This project will construct an additional water tank and water line in Pressure Zone #6 which serves the area on top of rims including a portion of the Inner Belt Loop.

Project Title:

Water - Zone 6 Storage and Looping Improvements

Justification:

Pressure Zone #6 serves the area on top of the rims west of the airport and also includes Rehberg Ranch Subdivision. Currently, Pressure Zone #6 is a closed pressure zone (has no storage) and relies on the limited water storage in Pressure Zone #5 (0.1 million gallons). Storage is needed to address fire, operational, and other emergency needs. This project will add a 1 million gallon storage tank to Pressure Zone #6. This project will also address the lack of a redundant water main to the top of the rims, including the airport, by providing pumps and a pipeline from Ironwood Tank to the new Zone #6 tank. The Water Master Plan recommended acquiring land and easement near Indian Cliffs Subdivision or along Highway 3. The water main would connect to the existing system near the intersection of Highway 3 and Zimmerman Tr. This will also benefit the airport water system by providing a redundant way to fill the Logan Tank (Zone #5) and delays or eliminates the need for a water line connection from Alkali Creek.

CIP Status

☐ Modify Existing

☐ New Project


Project Type

☐ Renewal/ Replacement

☒ Enhancement/ New

Operating Budget Impact:

Comments:



Estimated Project Cost(s)	Prior Years	FY 2024	FY 2025	FY 2026	FY 2027	FY 2028	Future	Total Cost
Planning, Design, & Engineering				890,000				\$ 890,000
Land Acquisition			110,000					\$ 110,000
Construction					8,150,000			\$ 8,150,000
Equipment								\$ -
Other								\$ -
Total Project Cost	\$ -	\$ -	\$ 110,000	\$ 890,000	\$ 8,150,000	\$ -	\$ -	\$ 9,150,000

Project Funding	Prior Years	FY 2024	FY 2025	FY 2026	FY 2027	FY 2028	Future	Total Cost
Arterial Fees								\$ -
Developer Contributions								\$ -
Gas Tax								\$ -
Gas Tax - BAARSA								\$ -
Landfill Revenues								\$ -
Revenue Bond/Loan								\$ -
SID Bond								\$ -
Sidewalk Bond								\$ -
Solid Waste Collection Revenues								\$ -
Storm Drain Assessments								\$ -
Street Maintenance Fees								\$ -
TIFD Revenues								\$ -
Wastewater Revenues								\$ -
Water Revenues			110,000	890,000	8,150,000			\$ 9,150,000
Total Project Funding	\$ -	\$ -	\$ 110,000	\$ 890,000	\$ 8,150,000	\$ -	\$ -	\$ 9,150,000

187

Glossary



FY 2023 - 2027 CAPITAL IMPROVEMENT PLAN

GLOSSARY

A

ADA

Americans with Disabilities Act.

AIP

Airport Improvement Program.

Airport FAA Grant

The Airport Improvement Program (AIP) provides grants to public agencies for the planning and development of public-use airports that are included in the National Plan of Integrated Airport Systems (NPIAS).

Airport Fund

Accounts for the Billings Logan International Airport operations and for all the resources received and used for acquisition and development of airport capital improvements and equipment.

Airport Improvement Program (AIP)

Federally funded grant program in which annual entitlements combined with local share dollars, are used to fund Federally approved airfield improvements and/or equipment purchases. Examples of AIP projects include taxiway/ runway overlays, airfield lighting, navigational equipment installation, airfield firefighting equipment, etc.

Airport User Fees

Fees assessed the end user of airport services and are typically used as a funding source for projects, improvements and maintenance of airport facilities.

Americans with Disabilities Act (ADA)

Federal law providing for a wide range of protection to individuals with disabilities ranging from prohibitions against discrimination in employment to specific requirements for modifications of public facilities and transportation systems.

Arterial Construction Fund

Accounts for construction and reconstruction of arterial streets throughout the City.

B

BARSAA

Bridge and Road Safety and Accountability Act

Baseball Field/ Stadium Donations (for Capital Fund)

Accounts for donations to fund future capital maintenance for the ball field and stadium.

Billings Metropolitan Transit

Public Transit System providing fixed-route and paratransit bus services to the City of Billings.

Billings Operations Center (BOC)

Facility that houses the Central Motor Pool, Solid Waste Division, Street-Traffic Division, Parks Maintenance Division, and the Police Department Roll-Call and Training location.

Billings Trailnet

A non-profit that supports urban trail systems by raising money to be used as fund matching for City funding and projects.

Bond

Debt instruments that require repayment of a specified principal amount on a certain date (maturity date) together with interest at a stated rate or according to a formula for determining the interest rate. For the purposes of the City of Billings we use the General Obligation, Revenue, Sidewalk and Curb District, Special Improvement District, and Tax Increment Bonds.

Bridge and Road Safety and Accountability Act

House Bill 473, known as the Bridge and Road Safety and Accountability Act (BaRSAA), provides for a graduated increase in motor fuel tax by fiscal year 2023 and is managed by the Montana Department of Transportation (MDT). Funds can be used to pay for the construction, reconstruction, maintenance, and repair of rural roads, city streets and alleys; and bridges.

BUILD Grant

Provided by the US Department of Transportation to invest in projects that promise to achieve national objectives related to road, rail, transit and port systems.

C

Capital Asset(s)

Assets of significant value and having a useful life of several years. Also called Fixed Assets.

Capital Improvement Plan (CIP)

The CIP provides a forecast of funds available for capital projects and identifies all planned capital improvement projects and their estimated costs over the five-year period.

Capital Expenditure

An outlay that results in or contributes to the acquisition or construction of a capital asset.

Capital Project

A capital project is a project that costs \$25,000 or more and results in a permanent addition to the City's asset through the acquisition of property, new construction, or rehabilitation of an existing facility to a like-new condition. Project costs can include the cost of land, engineering, architectural planning, and contract services needed to complete the project.

Capital Project Fund(s)

These account for the acquisition and construction of major capital facilities such as a fire station or stadium. Revenues may be from grants, taxes, bonds, donations, transfers from other funds or assessments. For the purposes of the City of Billings there are currently these funds in this fund type: Sidewalks and Curb District Fund, Special Improvement Districts (SID) Fund.

Capital Replacement Fund

Used strictly for the replacement of vehicles and major items of equipment. Reserves are accumulated in this fund through transfers from benefitting funds.

Category

Projects in the CIP are organized into groupings based on common criteria. Typically this will be under the Department heading and may reflect a Division, operational work-group or service type.

Cell Tower Revenue

Funds generated from the leasing of City owned property.

CFC

Customer Facility Charge.

Charges to City Departments

Internal service fees assessed between Departments.

CIP

Capital Improvement Plan (CIP)

CIP Status

An identifying status is used to indicate if a project is new or has already been approved and is now subject to a change. For the purpose of the City of Billings examples include Modify Existing and New Project status designations.

Contribution(s)

A revenue source that is not an assessment tax or service fee, these may come from entities such as Private, Contractor, and may be Matched or account for full funding of a project.

Customer Facility Charge

User fee charged by an airport operator for rental car use.

D

Department

Defined work group or operation center within the City hierarchy. For the purposes of the City of Billings examples would include Aviation & Transit, Fire, Police, and Public Works.

Developer Contributions

Monetary commitments used for improvements and infrastructure that are received as part of a development project such as a subdivision.

E

East Tax Increment District Fund

Accounts for revenues from property tax levies in the East Tax Increment District on increased taxable values. Amounts collected are used for the benefit of the tax district.

Enterprise Fund

Funds established to account for specific services funded directly by user fees and charges to users for services. These funds are intended to be self-supporting. For the purposes of the City of Billings, these funds include Airport, Parking, Solid Waste, Transit, Wastewater, Water funds.

Environmental Protection Agency (EPA)

An independent agency of the United States federal government responsible for environmental protection.

EPA

Environmental Protection Agency (EPA)

EPA Grant

Funds awarded by the EPA to other organizations to conduct environmental programs or projects.

F

FAA

Federal Aviation Administration

Facilities Charges for Services

Internal services charges related to Facilities Management and usually accounting for building maintenance.

Facilities Management Fund

An Internal Services Fund that provides operating and maintenance services to the City Hall and BOC buildings. Also provides project management, specifications, and/or advice to all City Departments.

Facilities Master Plan

Document that describes and organization's facilities, their purpose and future needs planning, including maintenance, reconstruction and acquisitions.

Federal Transit Administration (FTA)

An agency within the United States Department of Transportation (DOT) that provides financial and technical assistance to local public transit systems.

Fixed Asset(s)

Assets of significant value and having a useful life of several years. Also called Capital Assets.

FTA

Federal Transit Administration (FTA)

Fund

An existing collection of money.

Fund Type

For the purposes of the City of Billings, Montana, there are five (5) funding types that are utilized in relation to the CIP, examples include Capital Project, Enterprise, General, Internal Service, and Special Revenue.

Funding

The source of money being collected into a fund.

G

Gas Tax Fund

Accounts for revenues received from the State of Montana gasoline tax.

General Fund

Accounts for resources not otherwise required to be in another specified fund, either legally or by financial management practices. For the purposes of the City of Billings it is funded by property tax, licenses, permits, fees for service, fines and forfeitures, and state intergovernmental revenues.

Grant

A contribution by the State or Federal government, or another organization for a specific purpose, activity or facility. For the purposes of the City of Billings examples would include the Airport Cargo, Airport FAA, Build, EPA, NRDP/YRRP, Recreational Trails, Transit FTA, and Transportation Alternatives Grants.

H

I

IBL

Inner Belt Loop

Inner Belt Loop (IBL)

A planned route intended to better connect the West End of Billings with the Heights using Zimmerman Trail, Alkali Creek Road and Wicks Lane.

Internal Service Fund

Accounts for activities and services performed by a City Department for other organizational units within the City. For the purposes of the City of Billings an example would be the Facilities Management Fund.

J

Justification

An explanation of how a project addresses a specific issue or need.

K

L

M

MDT

Montana Department of Transportation

MET

Billings Metropolitan Transit.

Mill Levy

A special tax, assessment or service charge based on the taxable value of a property and used to support specified governmental activities.

Missing Sidewalk and Construction Program

Addresses sidewalk repair and construction needs on an on-going basis. Managed by the Engineering Division of Public Works.

N

Natural Resource Damage Program (NRDP)

Division of the Montana Department of Justice that seeks to recover damages to natural resources injured by the release of hazardous substances and to restore, rehabilitate, replace or acquire the equivalent of the injured natural resource.

NRDP

Natural Resource Damage Program.

NRDP/YRRP Grant

Grant partnership providing funds for projects related to the protection, restoration and development of natural resources.

O

Operating Budget Impact

An estimate of a capital project's ongoing operating expenses upon completion and the impact on the City's operating budget.

P

Park District 1 Fund

Accounts for the city-wide park assessment revenues and is used for maintenance and improvements of City parks.

Park Maintenance District Fund

Accounts for revenues from special assessment districts that support the maintenance of various, individual parks.

Parking Fund

Accounts for operations of the City Parking Division.

Parks Program Fund

Accounts for revenues and expenditures related to park acquisitions and improvements.

PAVER Program

Preventative asphalt maintenance program that addresses on-going needs of streets within the City of Billings, including overlaying, crack sealing and chip sealing. Managed by the Engineering Division of the Public Works Department.

Private Contribution

Funds provided to the City for use on specified projects from a privately owned entity or individual(s).

Project Funding

How a project is specifically financed, this may include one or various funds as a funding source.

Project Type

Designation that indicates if a project will be maintaining a current resource or adding a new or increased asset/ value. For the purposes of the City of Billings examples include types Renewal/ Replacement, or Enhancement/ New.

Public Safety Fund

Accounts for the Fire Department and Police Department operations, this includes the Animal Control Division.

Q

R

Recreational Trails Grant

Federally funded grant for the support of Montana recreational trails systems.

Recreational Trails Program

Administered by Montana State Parks and provides funds to develop and maintain recreational trails and related facilities throughout the state.

Revenue Source

Income produced by a given source. For the purposes of the City of Billings examples include charges to City Departments, Contributions, Debt, Grant, Special Assessments, State Revenue, Tax Revenue, User Fees and Charges that fund various projects and operations.

S

SID

Special Improvement District.

Sidewalk and Curb District Fund

Accounts for the payment of debt used for the construction of sidewalks and curbing throughout the City.

Solid Waste Fund

Accounts for the operations of the Solid Waste Division, including collection services and landfill operations.

South Tax Increment District Fund

Accounts for revenues from property tax levies in the South Tax Increment District on increased taxable values. Amounts collected are used for the benefit of the tax district.

Special Assessments

A levy imposed on certain properties to defray all or part of the cost for a specific improvement or service which primarily benefits the property being assessed. For the purposes of the City of Billings examples include Arterial, Park District 1, Storm, and Street Maintenance District assessments.

Special Improvement District

Districts established to accommodate special assessment needs to support improvements such as water, sanitation, storm drains and streets.

Special Improvement District (SID) Fund

Accounts for the funds generated from a Special Improvement District assessment.

Special Revenue Fund

Accounts for the proceeds of specific revenue sources (other than those for expendable trusts and major capital projects and enterprise activities) to finance specified activities as required by law or administrative regulation. For the purposes of the City of Billings examples of this fund type are Arterial Construction, Baseball Field/ Stadium Donations for Capital Fund, East Tax Increment District, Gas Tax, Park District 1, Park Program, Public Safety, South Tax Increment District, Storm, Trails, and Transportation Alternatives.

State Revenue

Funding from the State, this may be from taxes or other sources.

Storm Drain Assessment

Used to generate funding for the operation, maintenance and construction of the storm drain system.

Storm Fund

Accounts for the operation and maintenance of the storm drain system.

Stormwater Master Plan

Contains information on the condition of the City's stormwater management systems, streams and watersheds in addition to recommendations for improvements.

T

Tax Increment District

Areas within the City which have been identified by Resolution to be "blighted", this allows for special property tax treatment. Defined as an area with declining taxable value that requires redevelopment in the interest of public health and safety and citizen welfare. Tax revenue from construction and improvements in an assessed Tax District are then used for new construction and improvements for the same District

Tax Increment District Bond

Specially limited obligation bond payable from anticipated incremental increases in tax revenues, resulting from the redevelopment of a specified area.

Tax Increment District Fund

Accounts for funding from a Tax Increment District. For the purposes of the City of Billings examples include the South, East, and Tax Increment District Funds.

Tax Revenue

Revenues resulting from tax assessments and treated as income for specified projects or operations.

TIFD

Tax Increment District Fund

Trails Fund

Accounts for the maintenance and development of the multi-use trail system.

Transit FTA Grant

The Federal Transit Administration provided funding for local transit systems to support and expand their services.

Transit Fund

Accounts for the operations of the public transportation system.

Transportation Alternatives Program (TAP)

Managed by the US federal Highway Administration and provides funding for projects defined as transportation alternatives, such as pedestrian and bicycle projects, scenic and environmental projects, and historic preservation projects.

Transportation Alternatives Program Fund

Accounts for the maintenance and development of non-driver transportation projects.

U

User Fees and Charges

Service charges and fees assessed to the end user of a service.

V

W

Wastewater Fund

Accounts for the operations related to the wastewater systems and reclamation facility.

Water Fund

Accounts for the operations related to the water systems and treatment plant.

X

Y

Yellowstone River Recommended Practices (YRRP)

Yellowstone River Conservation District Council

YRRP

Yellowstone River Recommended Practices

Z