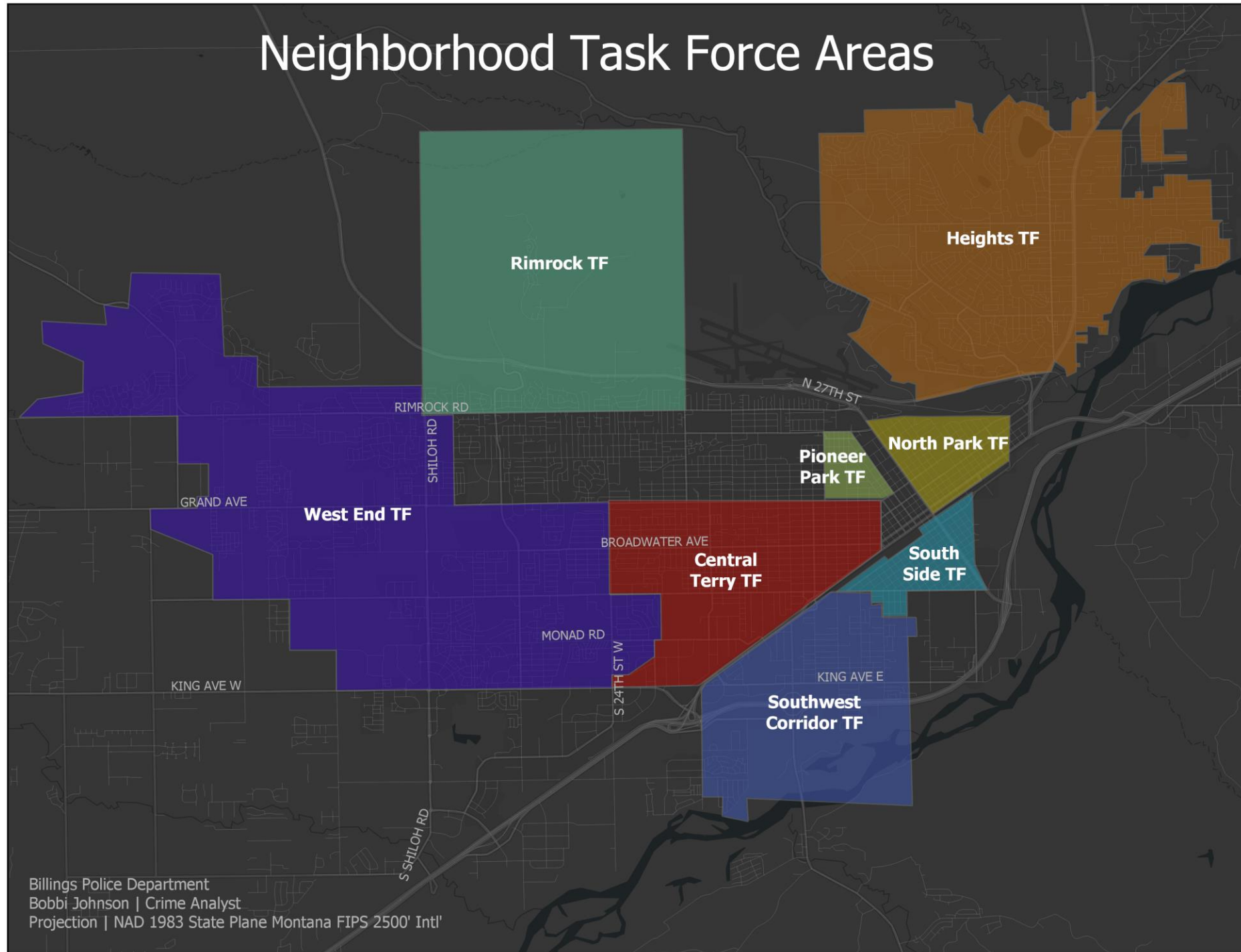


# Billings Police Department Task Force Areas Report: April 2020

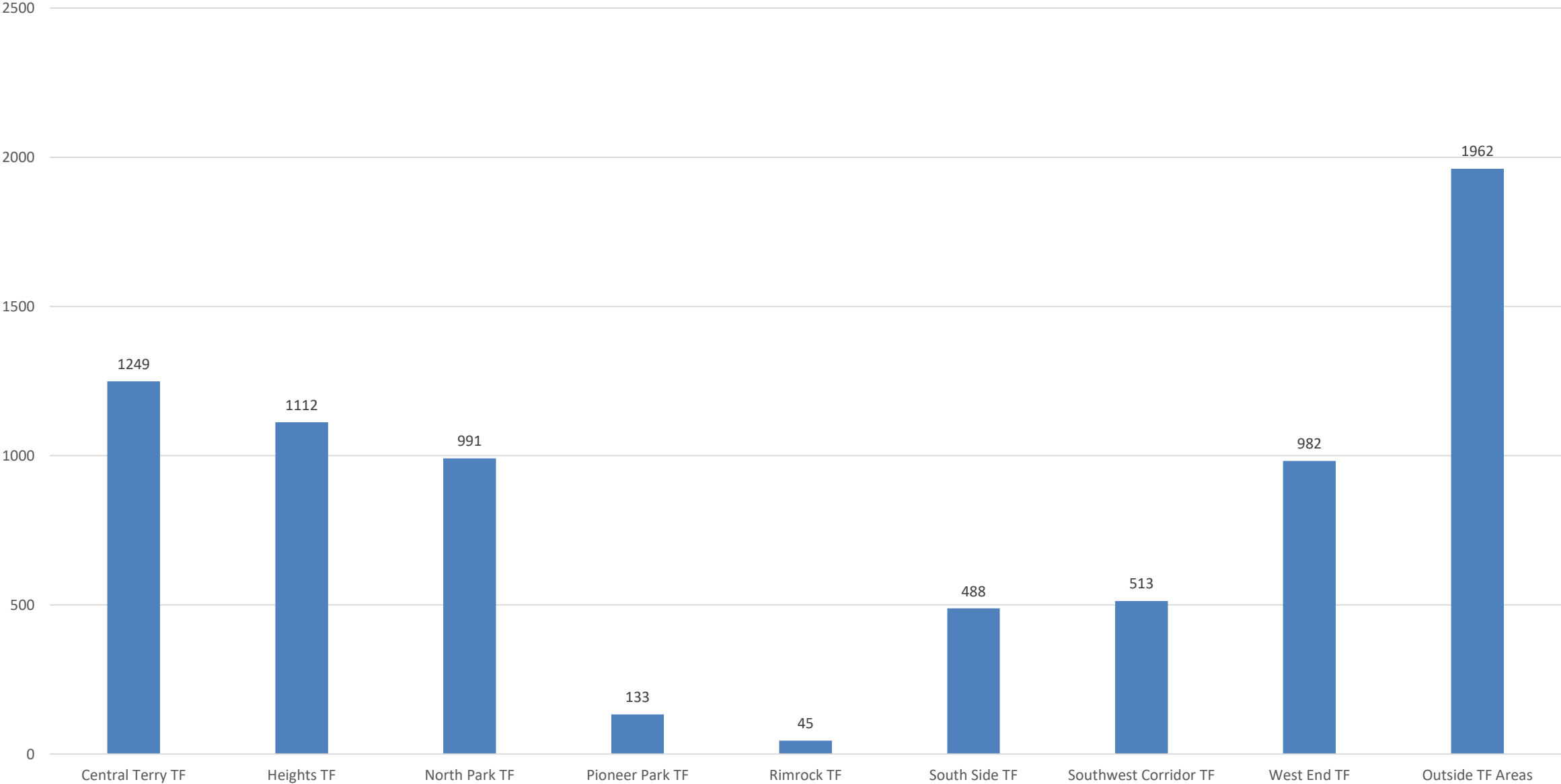
Bobbi Johnson, Crime Analyst

# Neighborhood Task Force Areas

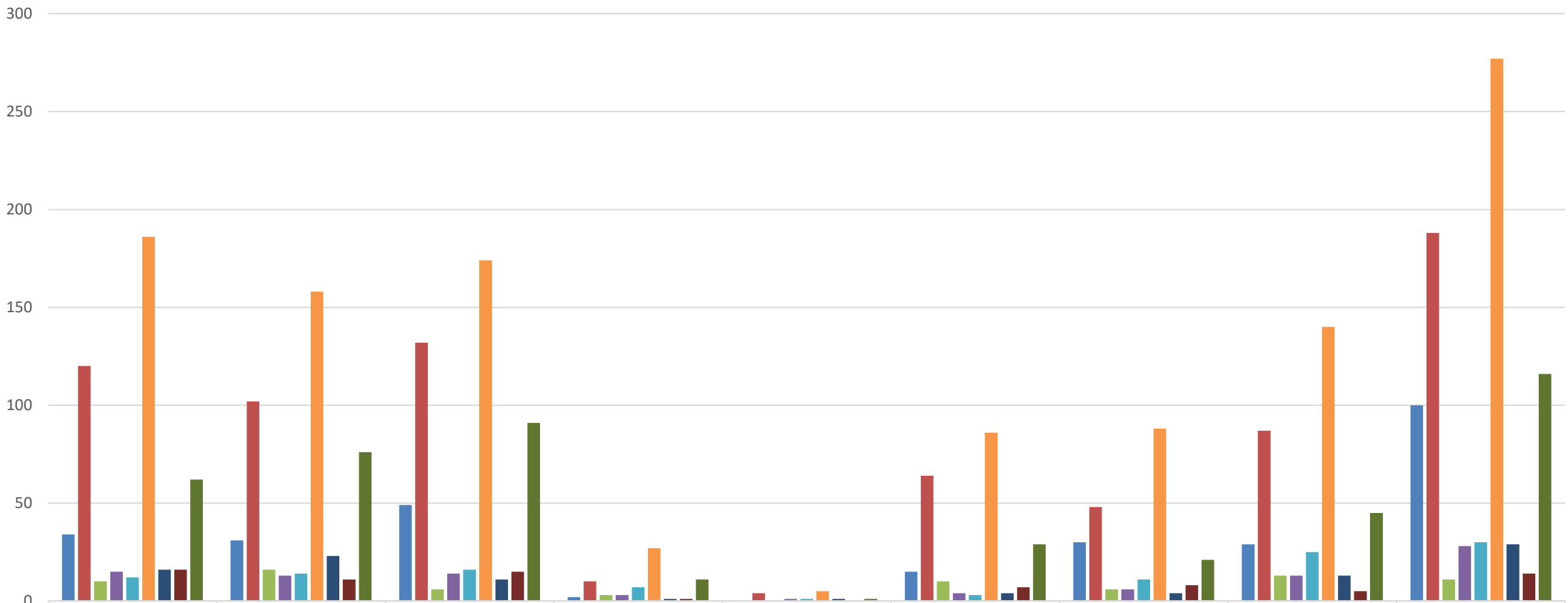


Total CFS Feb 2020: 7,708  
Total CFS March 2020: 7,475

# Calls for Service: March 2020

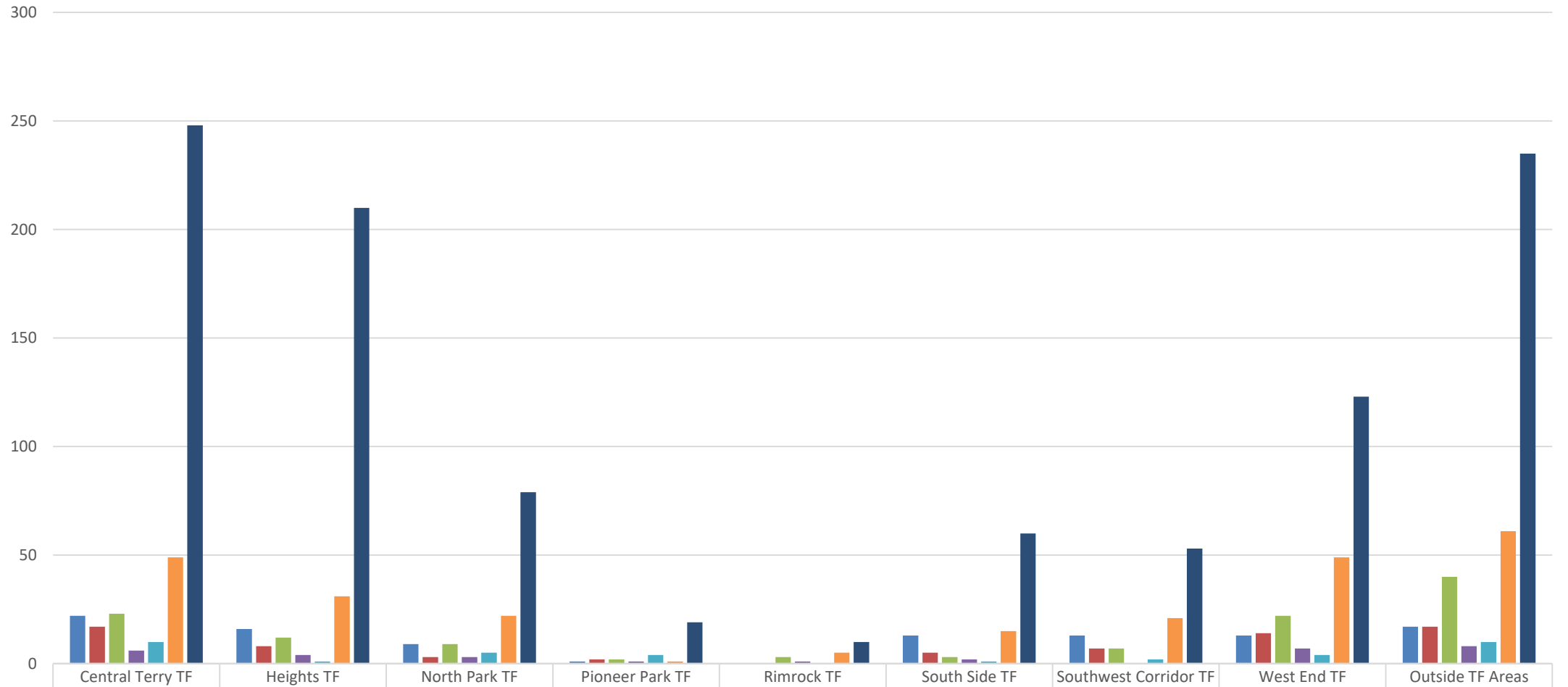


# Calls for Service: March 2020 (Select Categories)



|                          | Central Terry TF | Heights TF | North Park TF | Pioneer Park TF | Rimrock TF | South Side TF | Southwest Corridor TF | West End TF | Outside TF Areas |
|--------------------------|------------------|------------|---------------|-----------------|------------|---------------|-----------------------|-------------|------------------|
| Area Check               | 34               | 31         | 49            | 2               |            | 15            | 30                    | 29          | 100              |
| Disturbance              | 120              | 102        | 132           | 10              | 4          | 64            | 48                    | 87          | 188              |
| Noise Complaint          | 10               | 16         | 6             | 3               |            | 10            | 6                     | 13          | 11               |
| Sick/Injured Person      | 15               | 13         | 14            | 3               | 1          | 4             | 6                     | 13          | 28               |
| Suicide Attempts/Threats | 12               | 14         | 16            | 7               | 1          | 3             | 11                    | 25          | 30               |
| Suspicious Activity      | 186              | 158        | 174           | 27              | 5          | 86            | 88                    | 140         | 277              |
| Threats/Harassment       | 16               | 23         | 11            | 1               | 1          | 4             | 4                     | 13          | 29               |
| Vandalism                | 16               | 11         | 15            | 1               |            | 7             | 8                     | 5           | 14               |
| Welfare Check            | 62               | 76         | 91            | 11              | 1          | 29            | 21                    | 45          | 116              |

# Calls for Service: March 2020 (Traffic-Related)

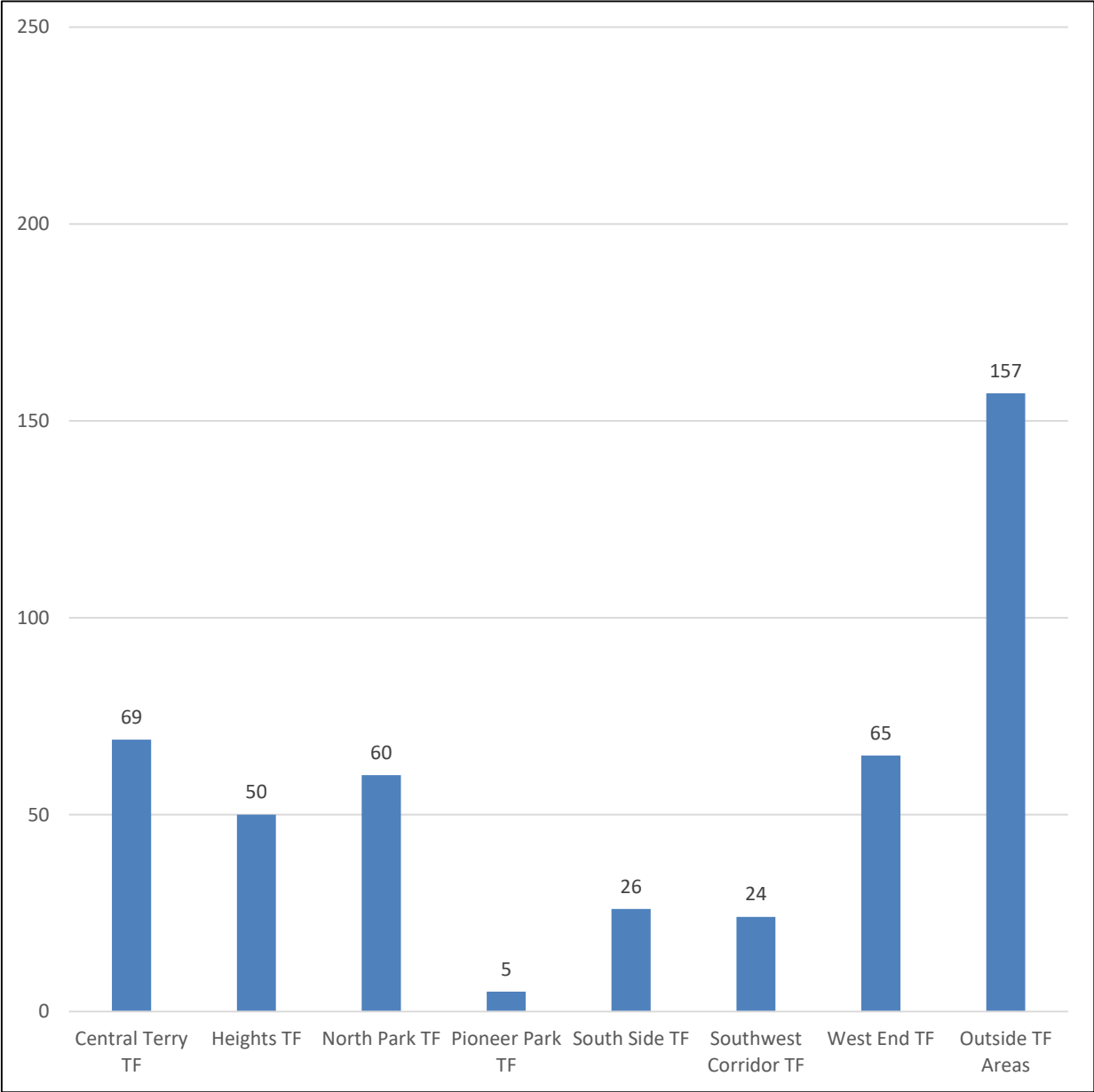
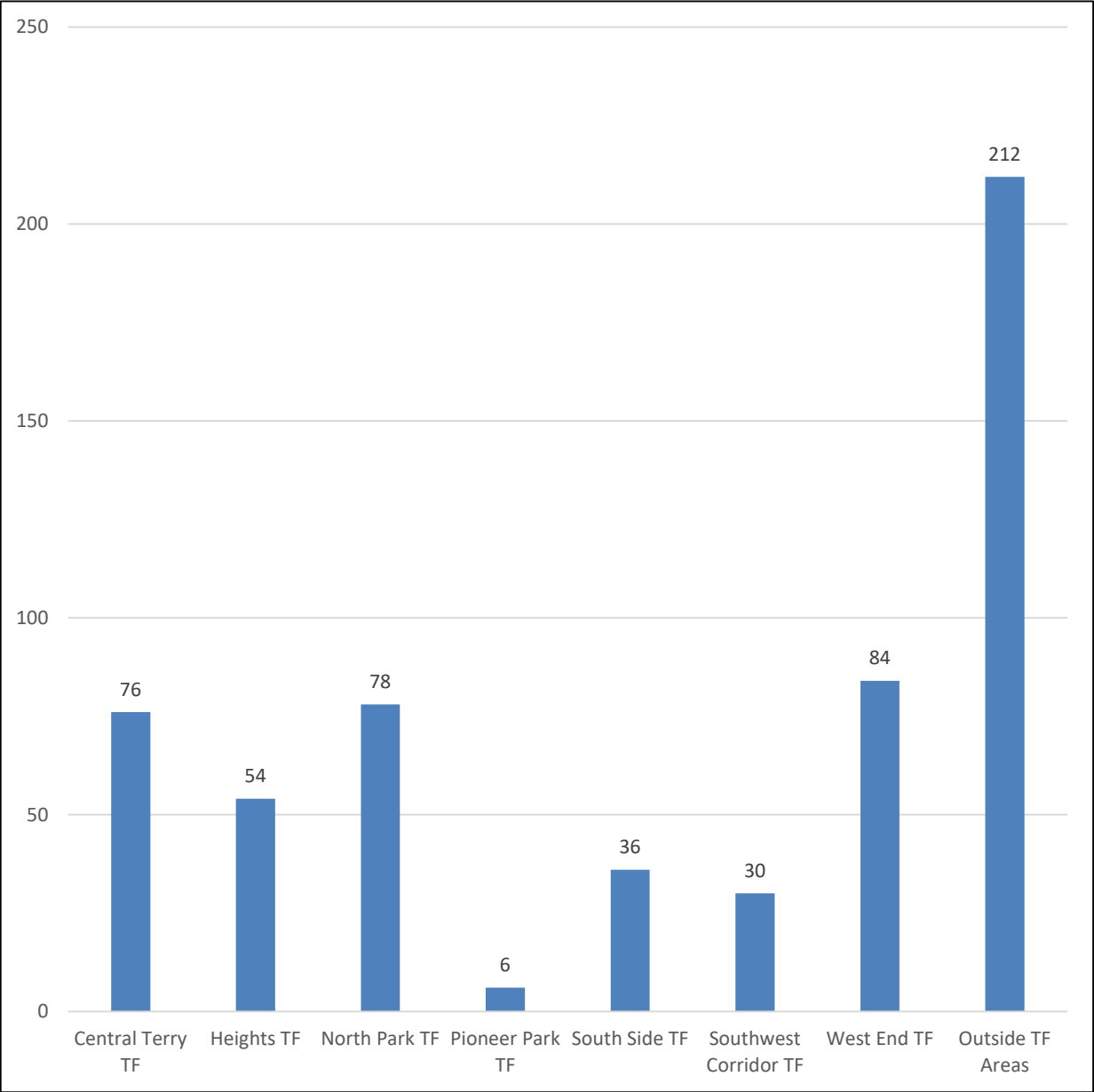


|                                 |     |     |    |    |    |    |    |     |     |
|---------------------------------|-----|-----|----|----|----|----|----|-----|-----|
| Abandoned Vehicle               | 22  | 16  | 9  | 1  |    | 13 | 13 | 13  | 17  |
| Accident Hit and Run            | 17  | 8   | 3  | 2  |    | 5  | 7  | 14  | 17  |
| Accident Property Damage        | 23  | 12  | 9  | 2  | 3  | 3  | 7  | 22  | 40  |
| Accident w/Injuries             | 6   | 4   | 3  | 1  | 1  | 2  |    | 7   | 8   |
| Parking Complaint               | 10  | 1   | 5  | 4  |    | 1  | 2  | 4   | 10  |
| Traffic Complaint/Investigation | 49  | 31  | 22 | 1  | 5  | 15 | 21 | 49  | 61  |
| Traffic Stop                    | 248 | 210 | 79 | 19 | 10 | 60 | 53 | 123 | 235 |

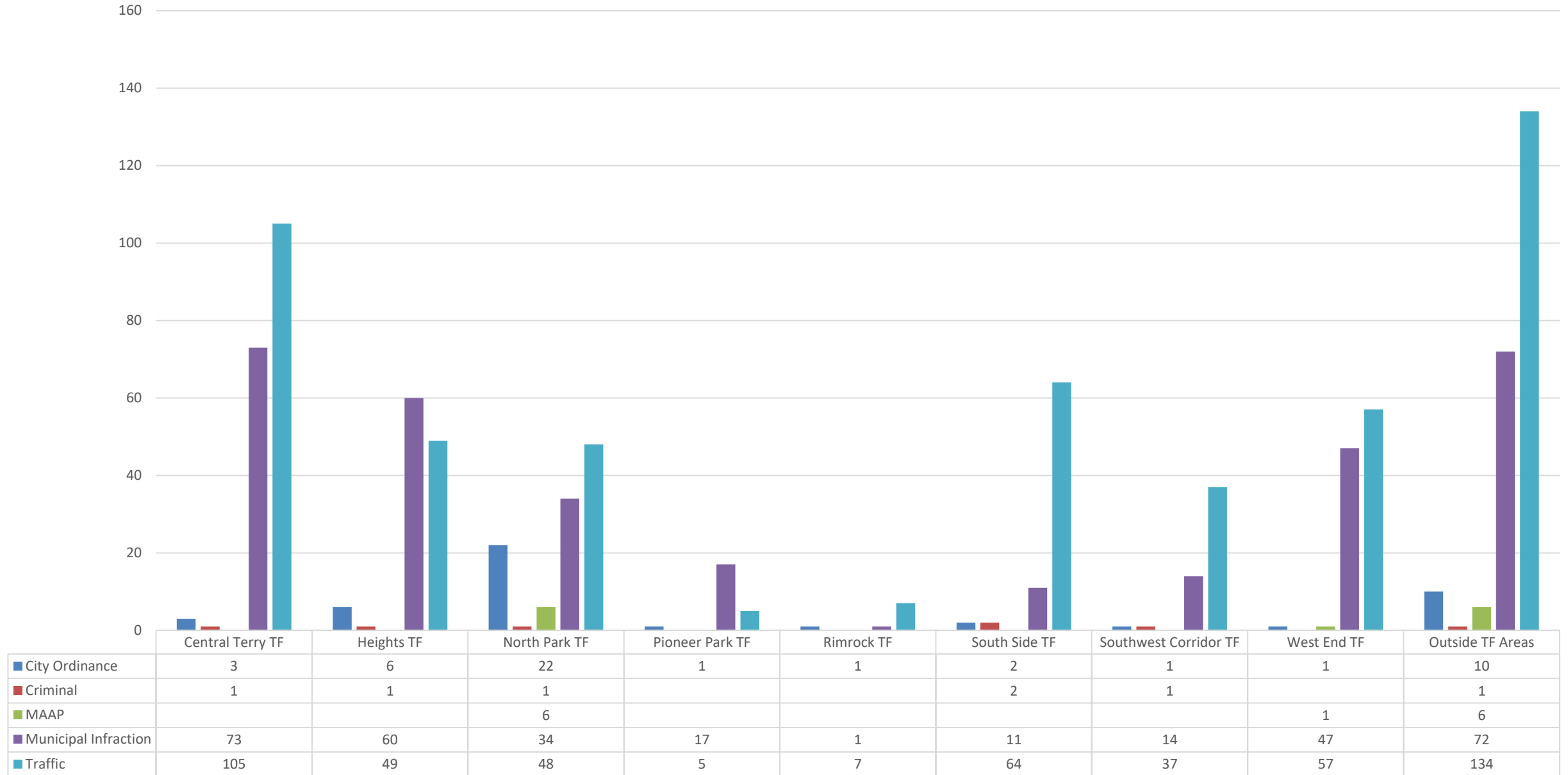
Arrest Charges  
Total arrest charges: 576

# Arrest Stats: March 2020

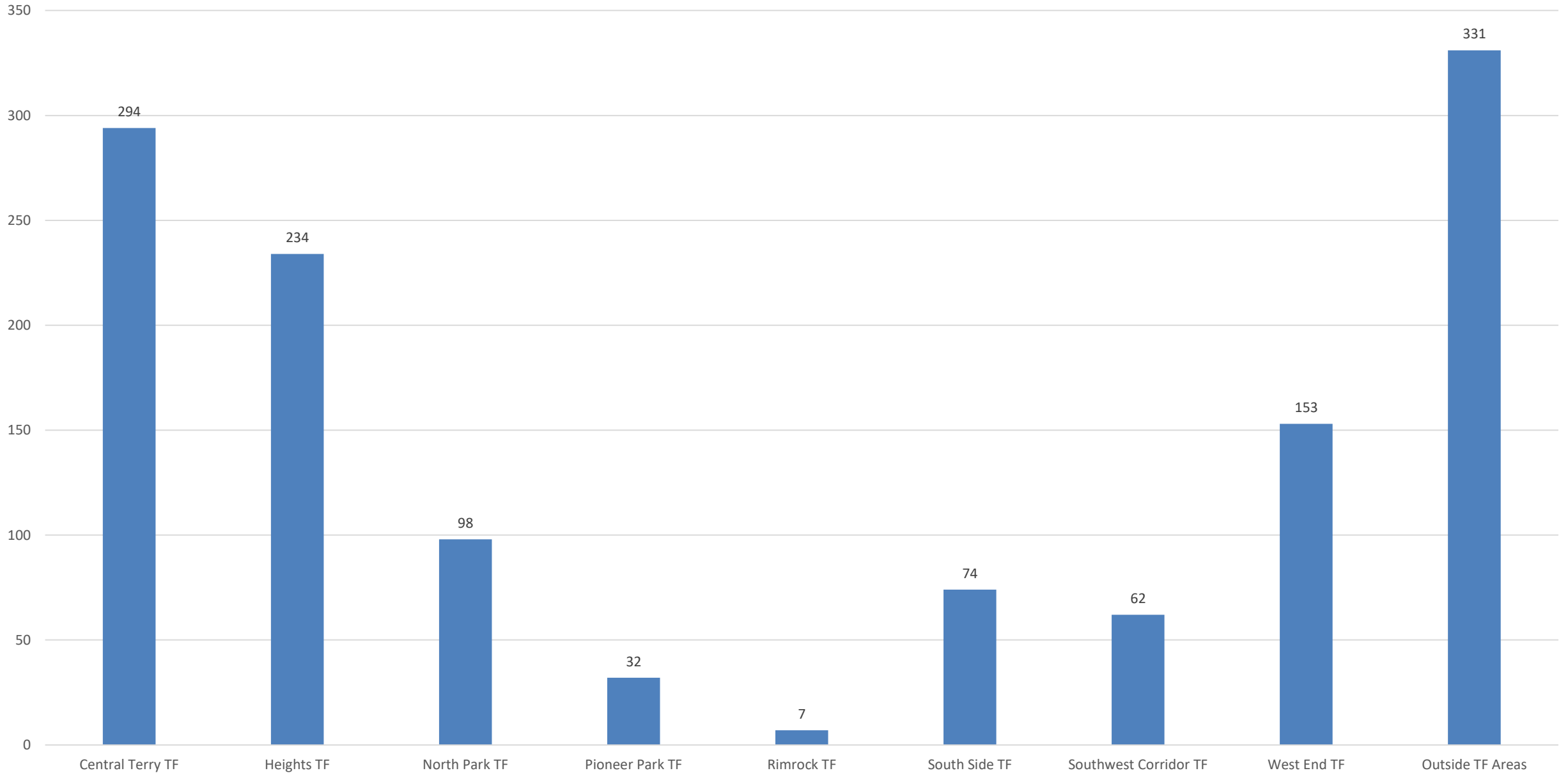
Unique arrests  
Total unique arrests: 456



# Tickets/Citations: March 2020

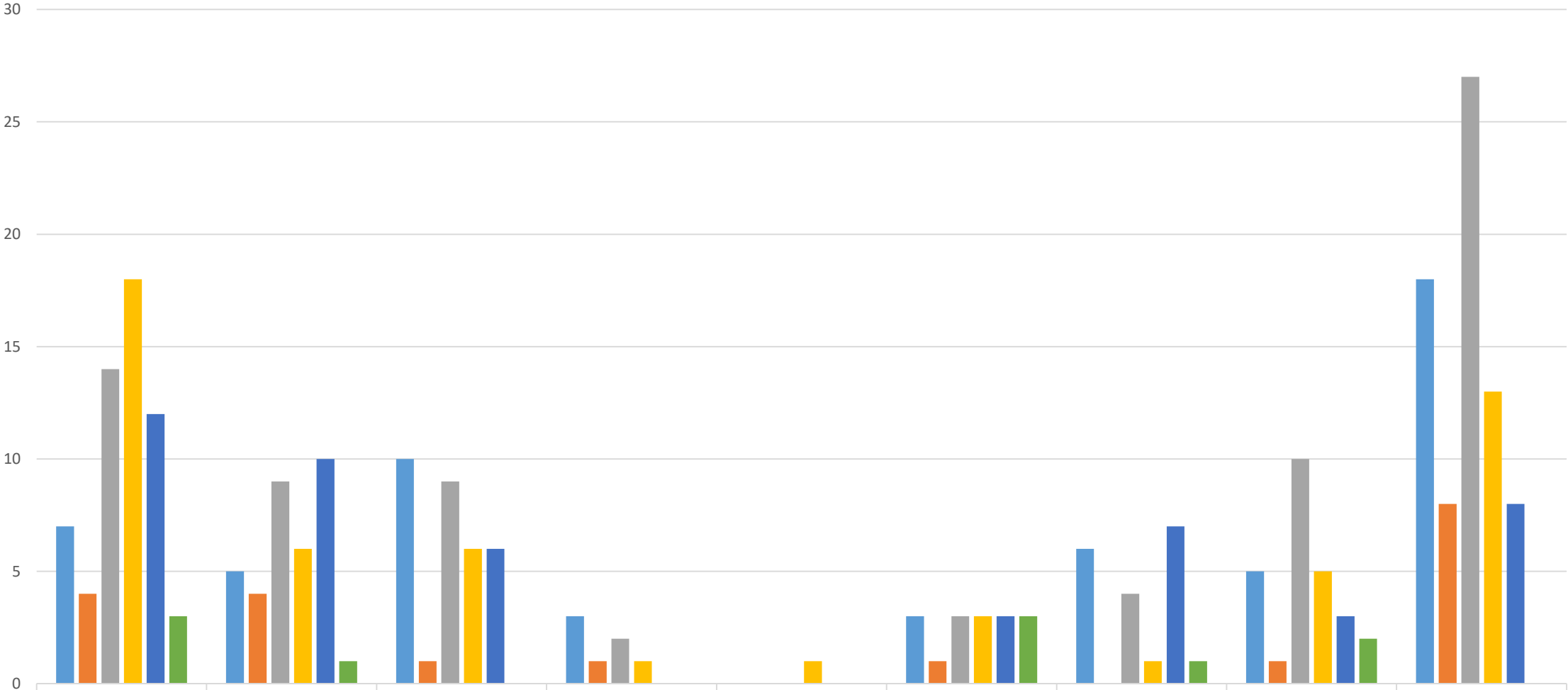


# Warnings: March 2020





# Offenses: March 2020



|                       |    |    |    |   |   |   |   |    |    |
|-----------------------|----|----|----|---|---|---|---|----|----|
| ■ ASSAULT             | 7  | 5  | 10 | 3 |   | 3 | 6 | 5  | 18 |
| ■ BURGLARY, RESIDENCE | 4  | 4  | 1  | 1 |   | 1 |   | 1  | 8  |
| ■ DRUGS               | 14 | 9  | 9  | 2 |   | 3 | 4 | 10 | 27 |
| ■ DUI/AGG DUI         | 18 | 6  | 6  | 1 | 1 | 3 | 1 | 5  | 13 |
| ■ MV THEFT            | 12 | 10 | 6  |   |   | 3 | 7 | 3  | 8  |
| ■ ROBBERY             | 3  | 1  |    |   |   | 3 | 1 | 2  |    |

# Crime Rates (per 1,000)\* Vs Crime Numbers

## Crime Rates

On the next six pages, the crime rate (rate per 1,000 persons) for each major offense category (robbery, residential burglary, DUI/AGG DUI, MV theft, assault and drugs) was calculated for each task force area. This allows for better comparison of crime activity between task force areas of varying land areas.

## How to Interpret the Charts

In the chart to the right, Pioneer Park had two assaults, several assaults less than Central Terry or the Heights. However, Pioneer Park has a smaller population size so the assault rate is higher than that of Central Terry or the Heights.




\*Take the crime rates with a grain of salt. Population counts for each task force area were estimated using US Census 2017 American Community Survey 5-year population estimates for block groups. These are population estimates using sample data (versus the decennial census, which is an actual count). Also, the census block groups do not match the boundaries of the task force areas creating an even larger margin of error for the population estimates in each task force area.

Assault\_Rate Assault

Central Terry TF Area



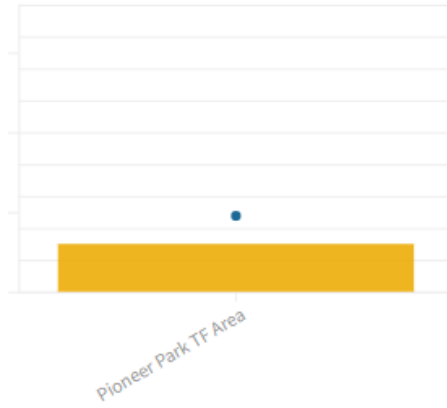
Heights TF Area



North Park TF Area



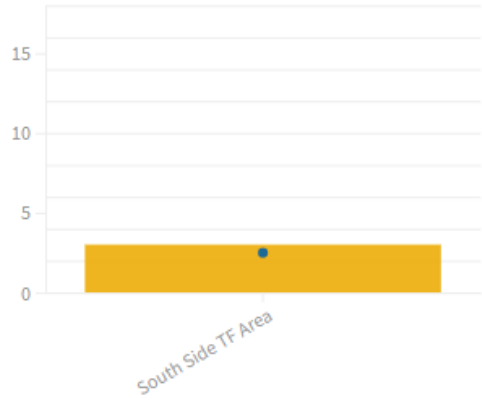
Pioneer Park TF Area



Rimrock TF Area



South Side TF Area




Southwest Corridor TF Area



West End TF Area




Outside TF Areas



■ Burg\_Res\_Rate ■ Burglary\_Residence

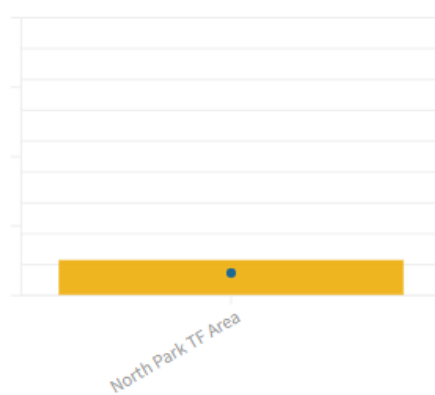
Central Terry TF Area



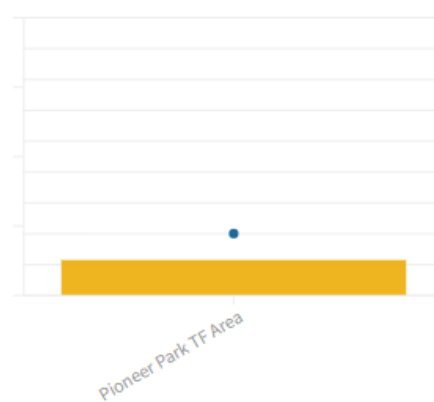
Heights TF Area



North Park TF Area



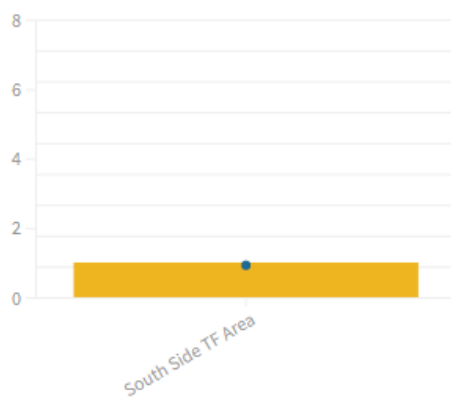
Pioneer Park TF Area



Rimrock TF Area



South Side TF Area




Southwest Corridor TF Area



West End TF Area

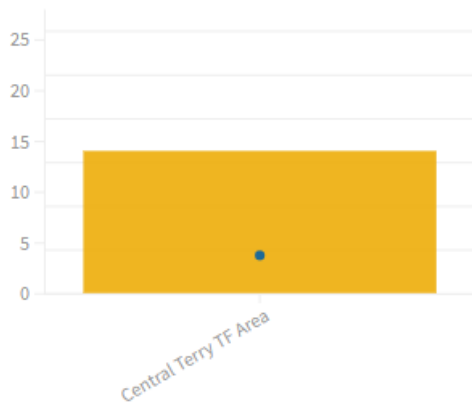


Outside TF Areas



Drugs\_Rate Drugs


Central Terry TF Area



Heights TF Area



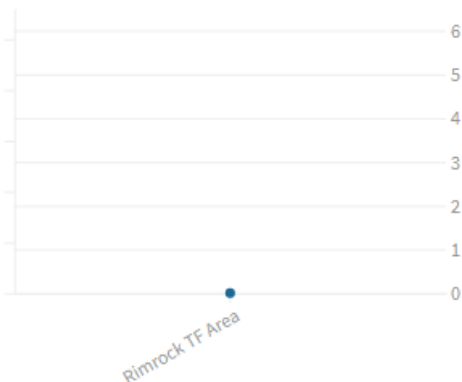
North Park TF Area



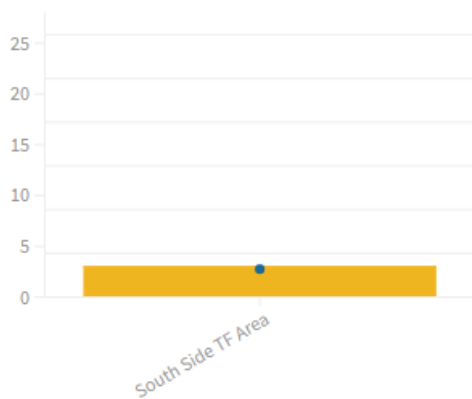
Pioneer Park TF Area



Rimrock TF Area



South Side TF Area




Southwest Corridor TF Area



West End TF Area




Outside TF Areas



DUI\_Rate DUI/AGG DUI

### Central Terry TF Area



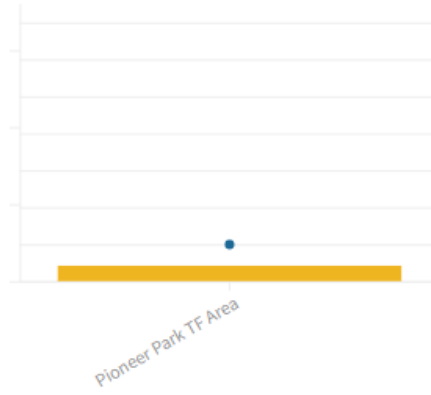
### Heights TF Area



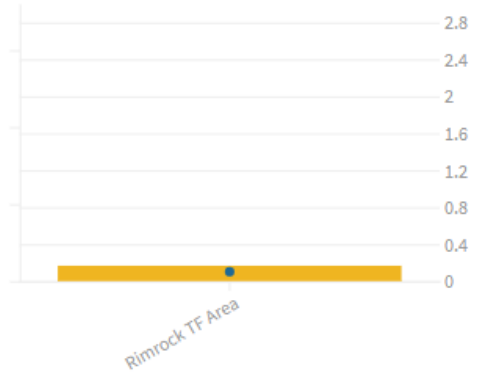
### North Park TF Area



### Pioneer Park TF Area



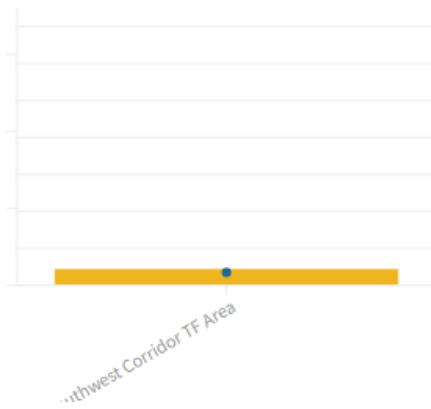
### Rimrock TF Area



### South Side TF Area




### Southwest Corridor TF Area



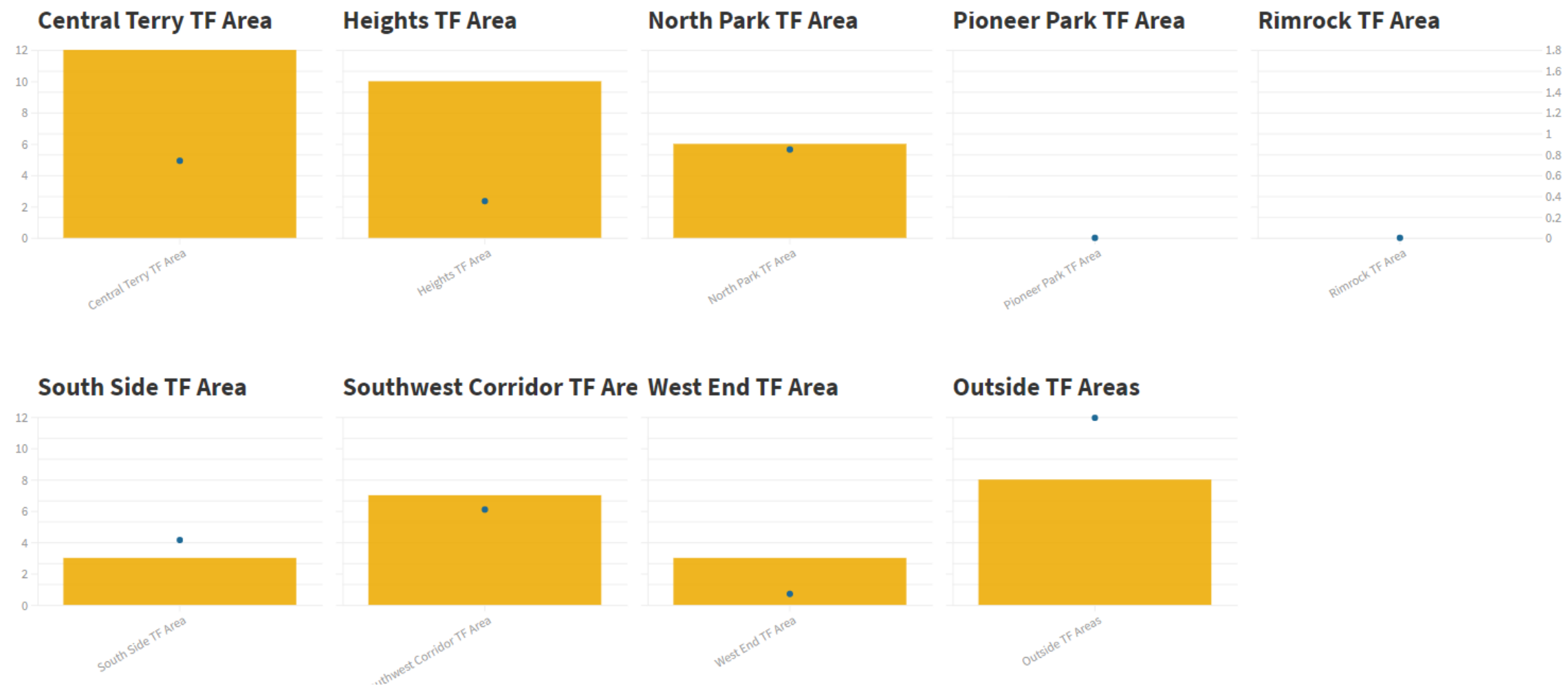
### West End TF Area



### Outside TF Areas

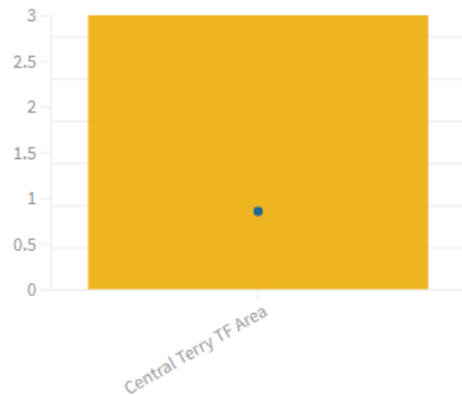


MV\_Theft\_Rate MV Theft



Robbery\_Rate Robbery

Central Terry TF Area



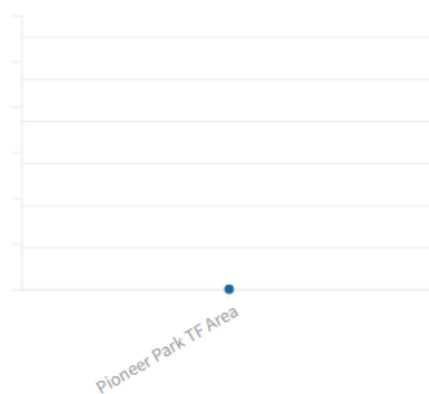
Heights TF Area



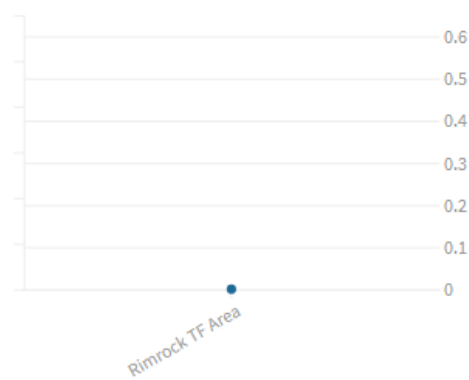
North Park TF Area



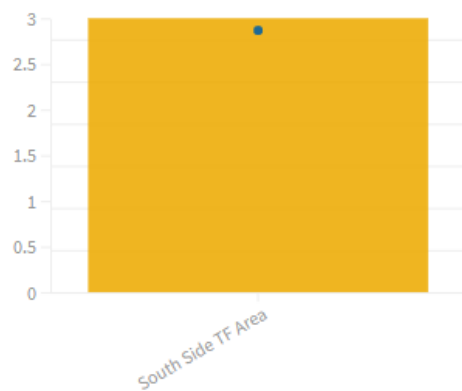
Pioneer Park TF Area



Rimrock TF Area



South Side TF Area



Southwest Corridor TF Area



West End TF Area



Outside TF Areas













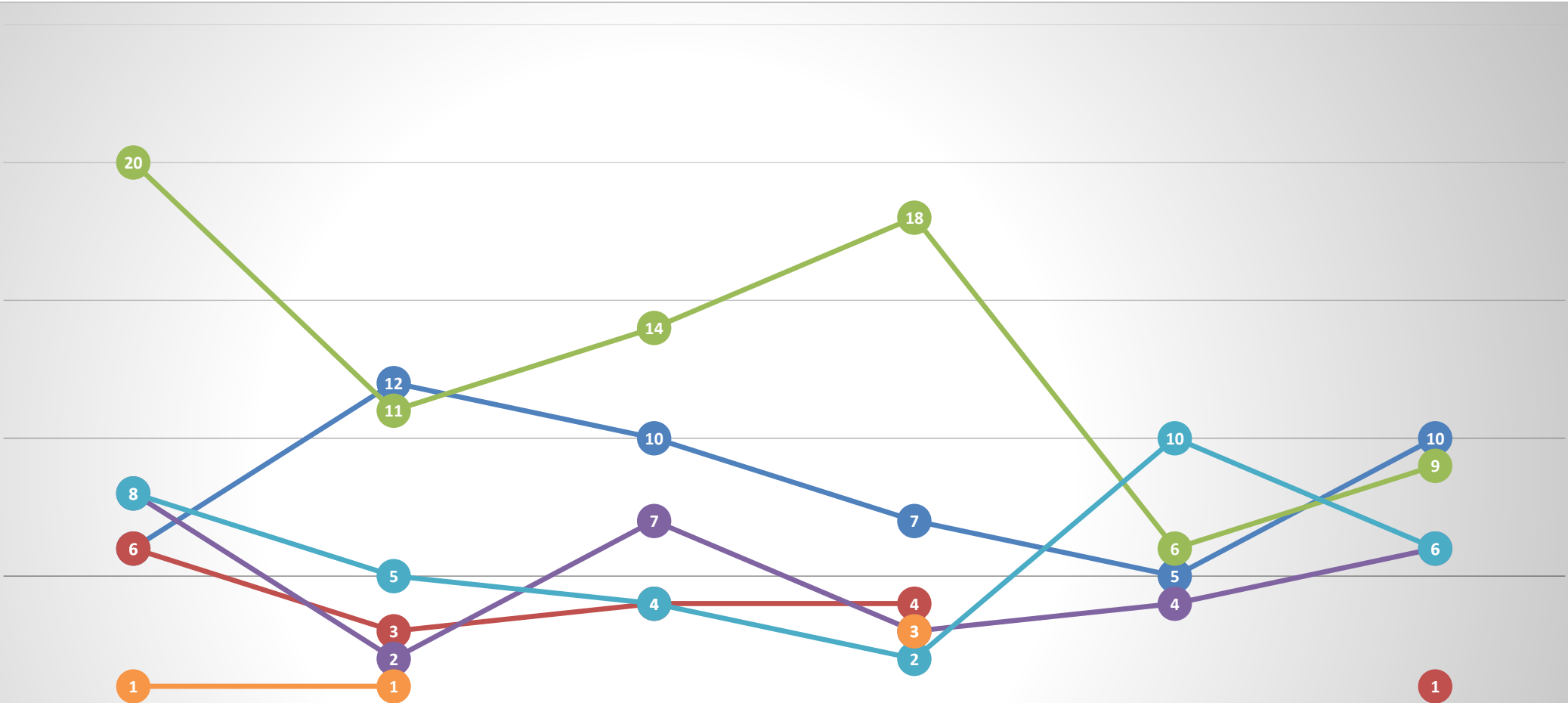


The following maps are for informational purposes only. This agency is not responsible for the misinterpretation of this map and makes no inference or judgement as to the relative safety of particular areas. These maps do not meet national map accuracy standards and should not be engineering purposes.

Legend for following maps:

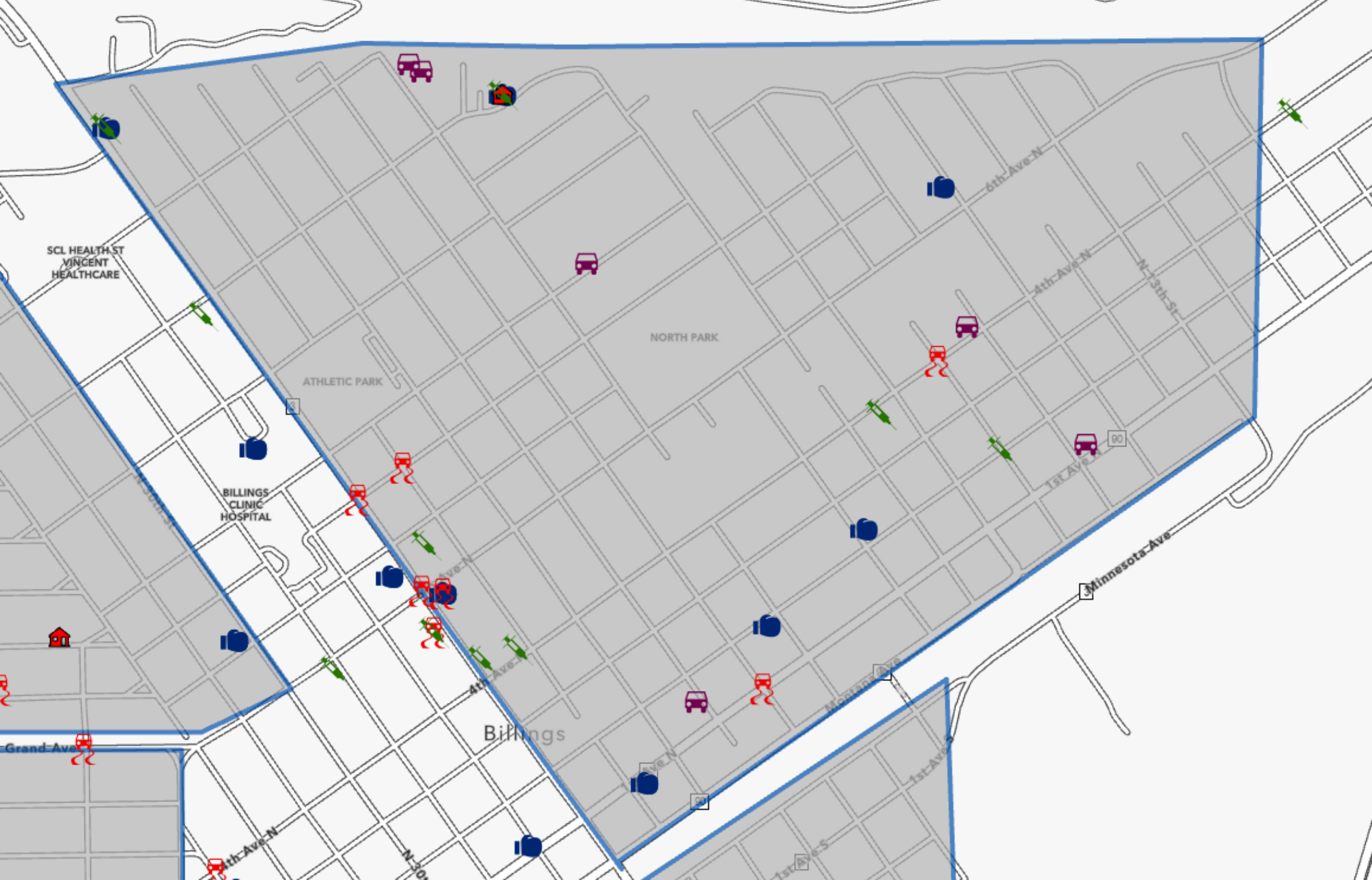
|   |                     |
|---|---------------------|
|    | ARSON               |
|    | ASSAULT             |
|    | BOMB THREAT         |
|   | BURGLARY, RESIDENCE |
|  | DRUGS               |
|  | DUI/AGG DUI         |
|  | MV THEFT            |
|  | ROBBERY             |

# North Park Offenses: Rolling 6-Month Totals

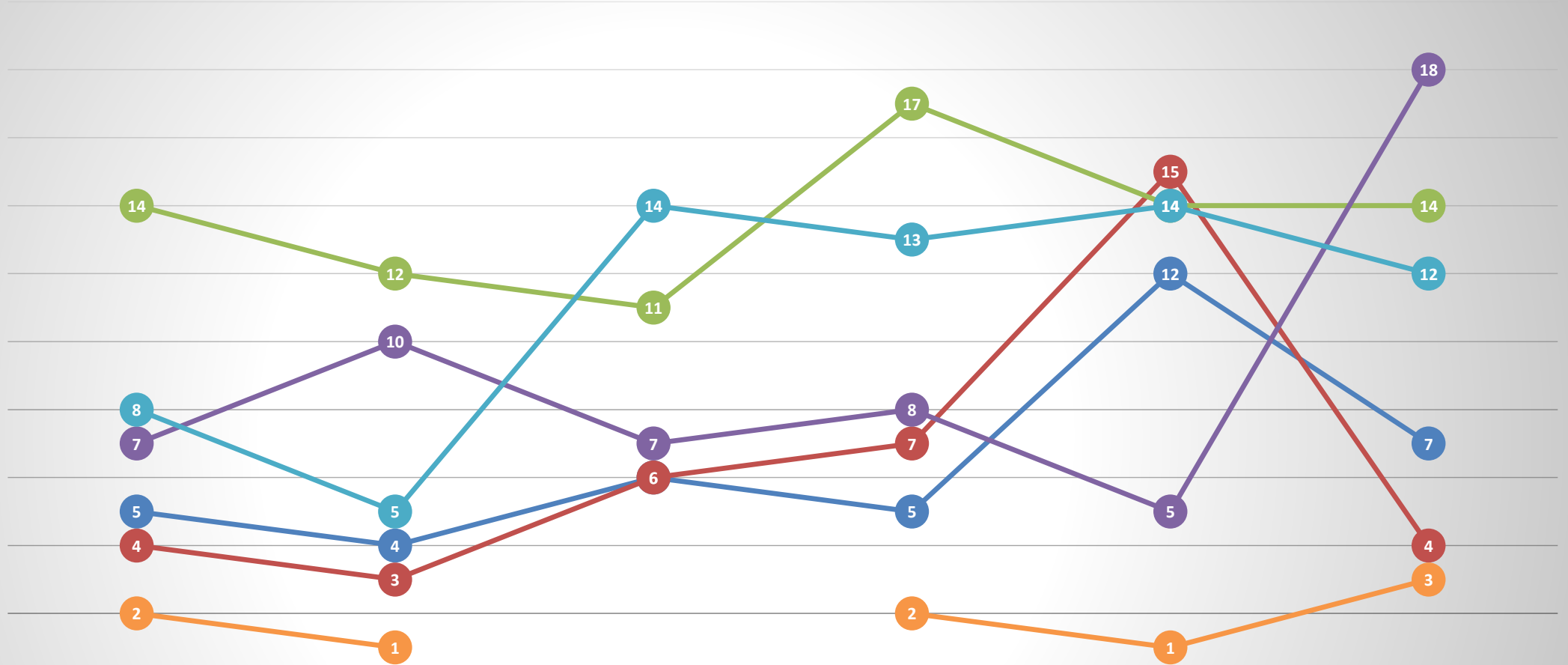


|                     | October 2019 | November 2019 | December 2019 | January 2020 | February 2020 | March 2020 |
|---------------------|--------------|---------------|---------------|--------------|---------------|------------|
| ASSAULT             | 6            | 12            | 10            | 7            | 5             | 10         |
| BURGLARY, RESIDENCE | 6            | 3             | 4             | 4            | 4             | 1          |
| DRUGS               | 20           | 11            | 14            | 18           | 6             | 9          |
| DUI/AGG DUI         | 8            | 2             | 7             | 3            | 4             | 6          |
| MV THEFT            | 8            | 5             | 4             | 2            | 10            | 6          |
| ROBBERY             | 1            | 1             |               | 3            |               |            |

Offenses  
March 2020:  
North Park  
Task Force

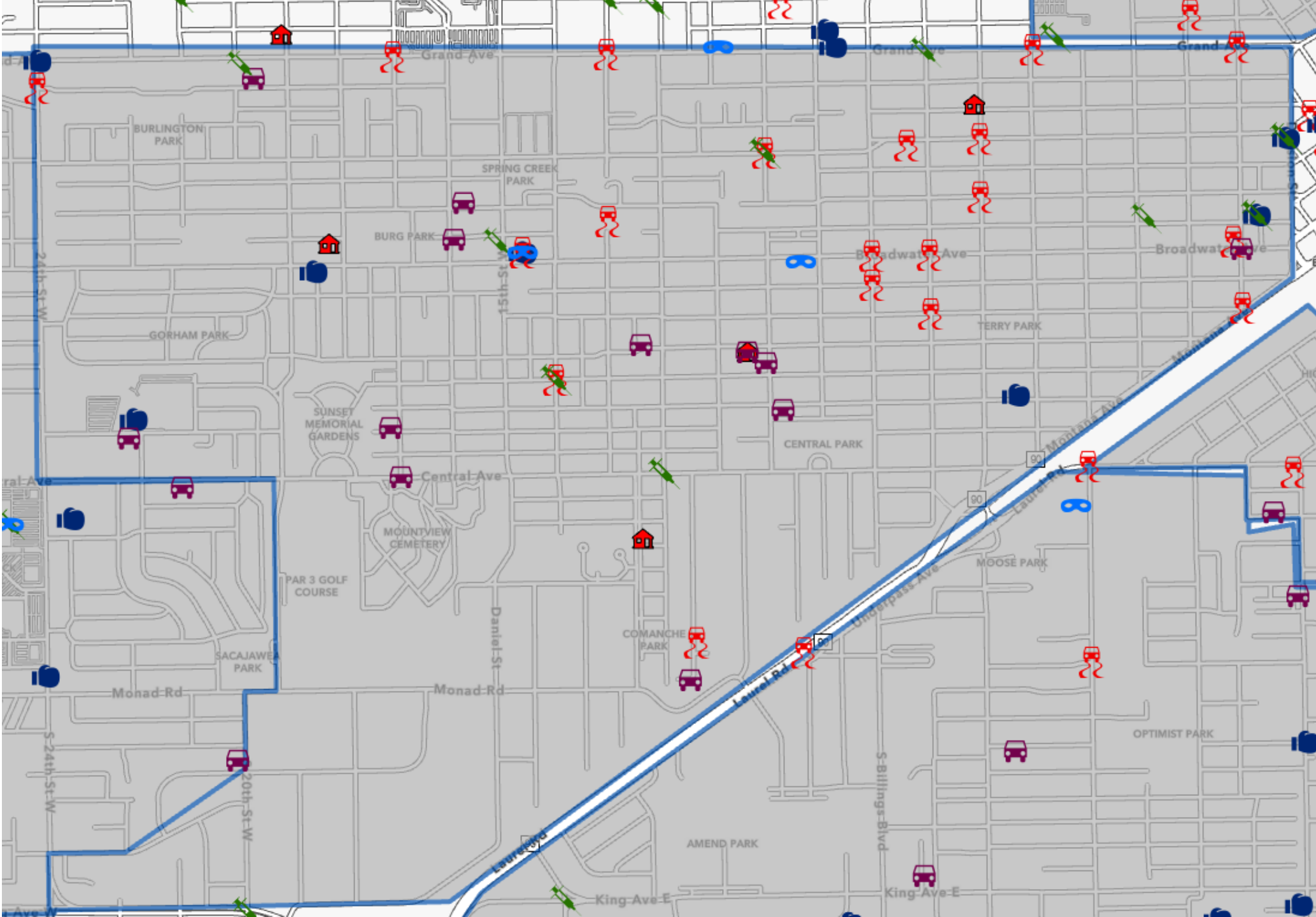


# Central Terry Offenses: Rolling 6-Month Totals

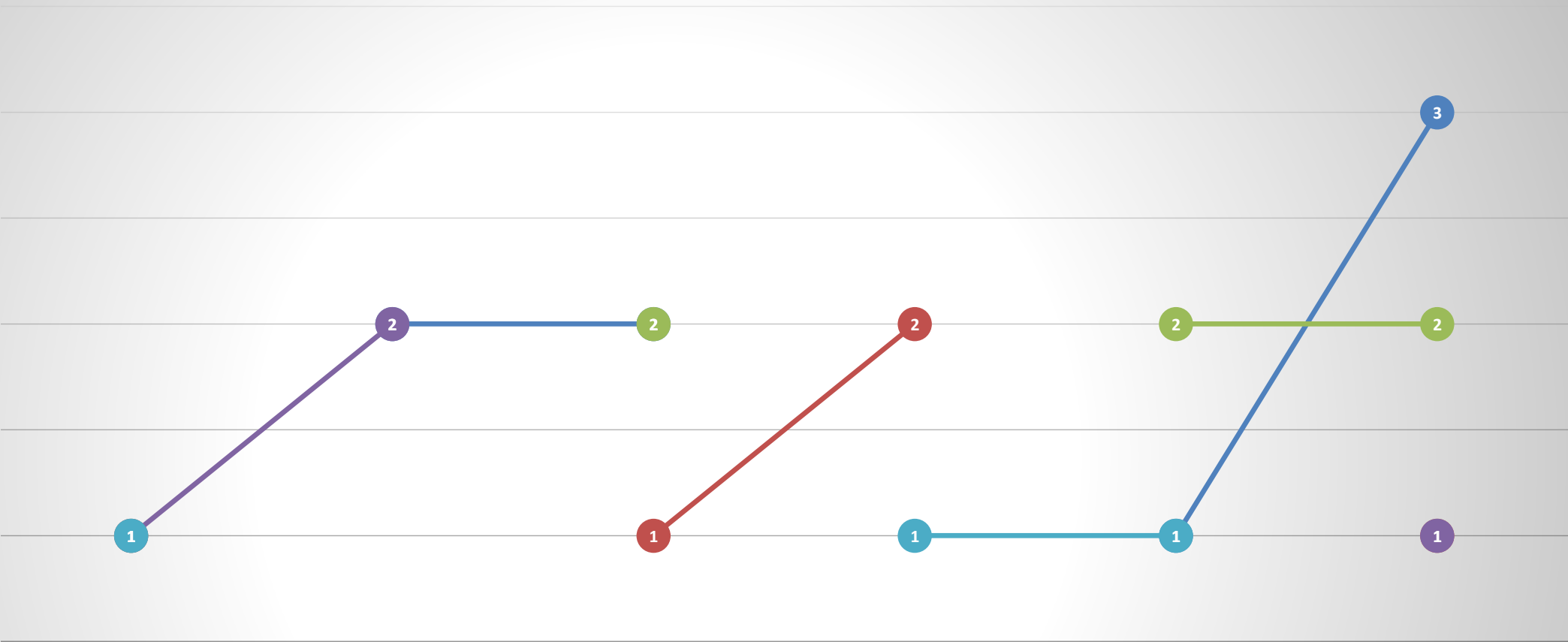


|                     | October 2019 | November 2019 | December 2019 | January 2020 | February 2020 | March 2020 |
|---------------------|--------------|---------------|---------------|--------------|---------------|------------|
| ASSAULT             | 5            | 4             | 6             | 5            | 12            | 7          |
| BURGLARY, RESIDENCE | 4            | 3             | 6             | 7            | 15            | 4          |
| DRUGS               | 14           | 12            | 11            | 17           | 14            | 14         |
| DUI/AGG DUI         | 7            | 10            | 7             | 8            | 5             | 18         |
| MV THEFT            | 8            | 5             | 14            | 13           | 14            | 12         |
| ROBBERY             | 2            | 1             |               | 2            | 1             | 3          |

Offenses  
March  
2020:  
Central  
Terry Task  
Force



# Pioneer Park Offenses: Rolling 6-Month Totals



- ASSAULT
- BURGLARY, RESIDENCE
- DRUGS
- DUI/AGG DUI
- MV THEFT

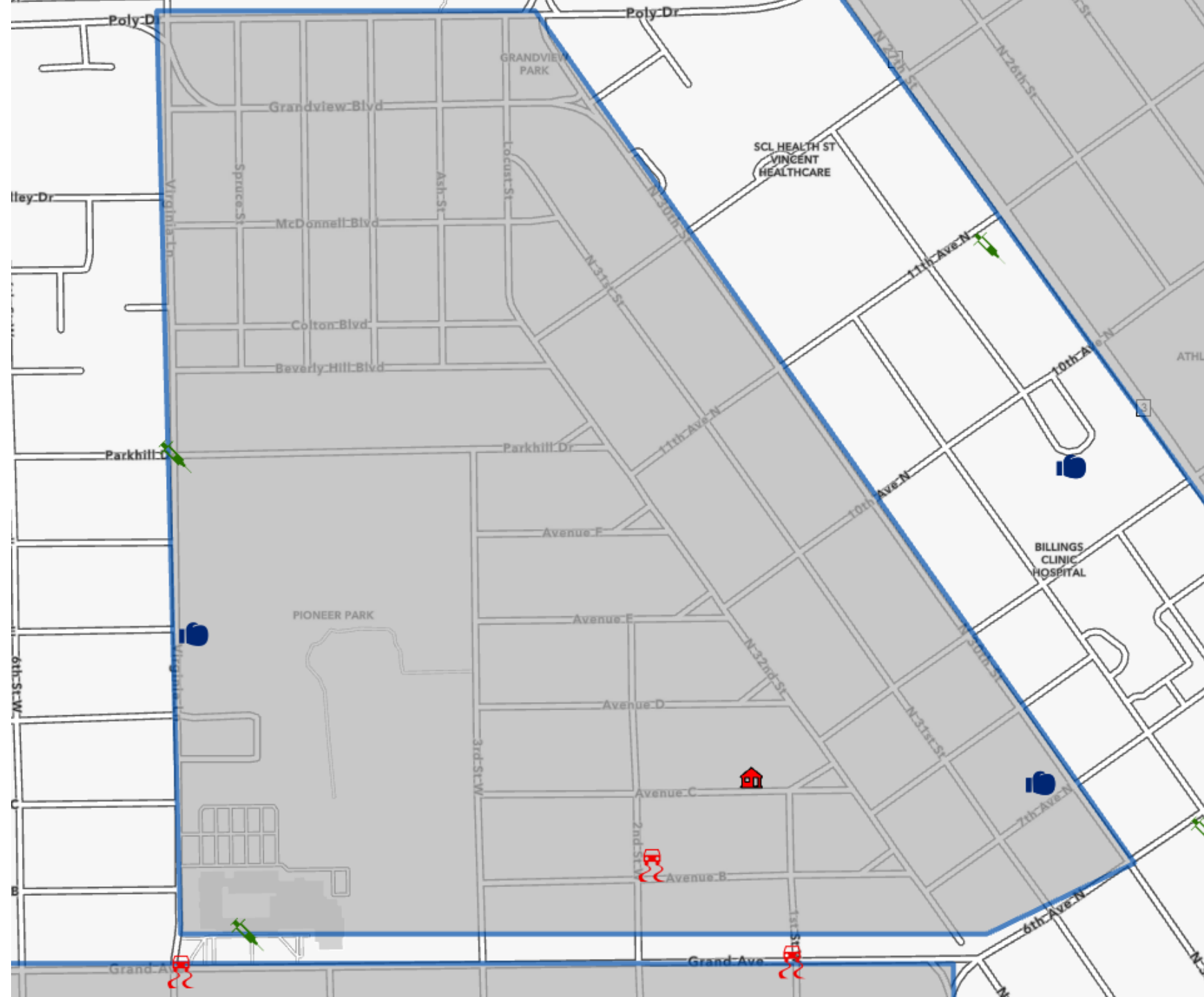
|                     | October 2019 | November 2019 | December 2019 | January 2020 | February 2020 | March 2020 |
|---------------------|--------------|---------------|---------------|--------------|---------------|------------|
| ASSAULT             |              | 2             | 2             |              | 1             | 3          |
| BURGLARY, RESIDENCE |              |               | 1             | 2            |               | 1          |
| DRUGS               | 1            |               | 2             |              | 2             | 2          |
| DUI/AGG DUI         | 1            | 2             |               |              |               | 1          |
| MV THEFT            | 1            |               |               | 1            | 1             |            |



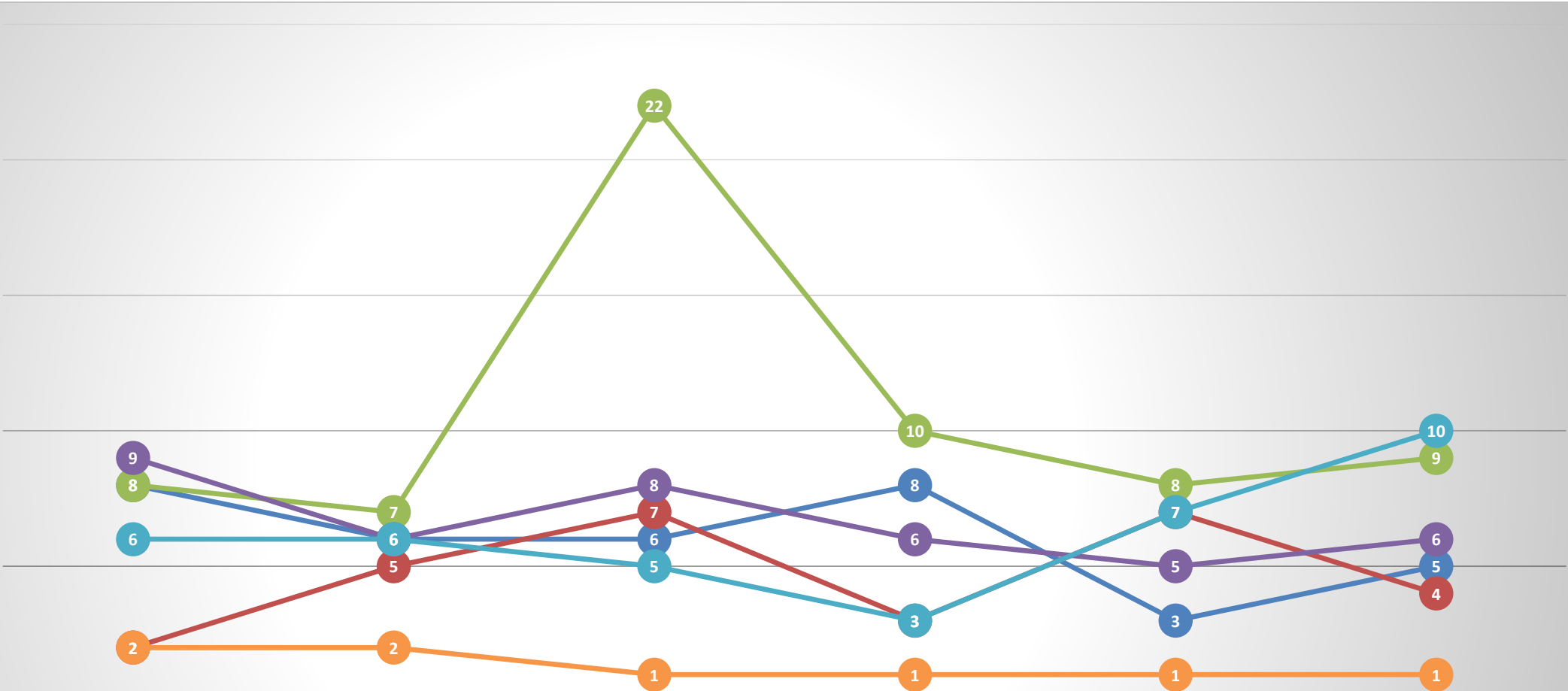
# Offenses

## March 2020:

### Pioneer Park Task Force



# Heights Offenses: Rolling 6-Month Totals



|                     | October 2019 | November 2019 | December 2019 | January 2020 | February 2020 | March 2020 |
|---------------------|--------------|---------------|---------------|--------------|---------------|------------|
| ASSAULT             | 8            | 6             | 6             | 8            | 3             | 5          |
| BURGLARY, RESIDENCE | 2            | 5             | 7             | 3            | 7             | 4          |
| DRUGS               | 8            | 7             | 22            | 10           | 8             | 9          |
| DUI/AGG DUI         | 9            | 6             | 8             | 6            | 5             | 6          |
| MV THEFT            | 6            | 6             | 5             | 3            | 7             | 10         |
| ROBBERY             | 2            | 2             | 1             | 1            | 1             | 1          |



# Offenses

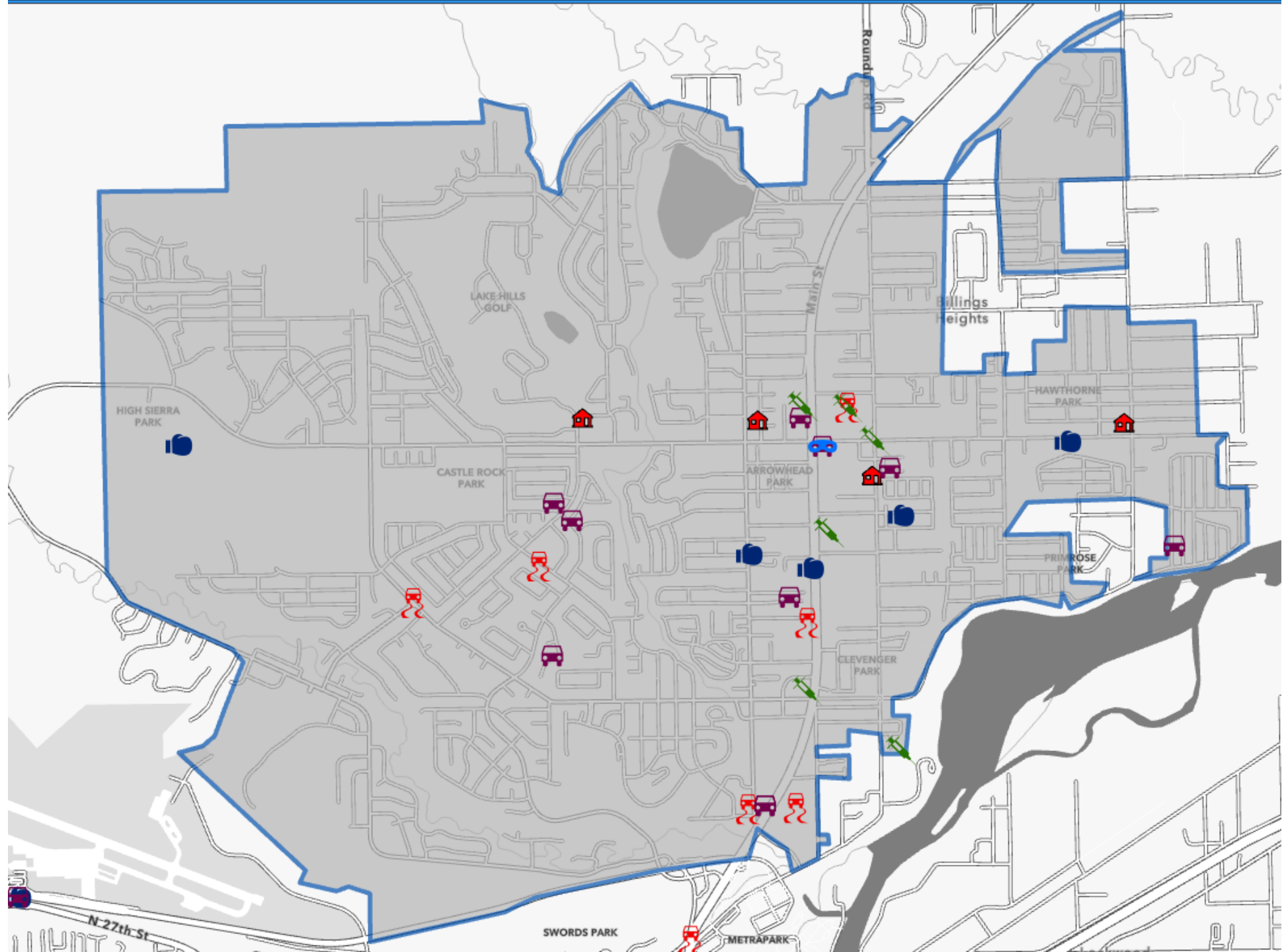
## March

## 2020:

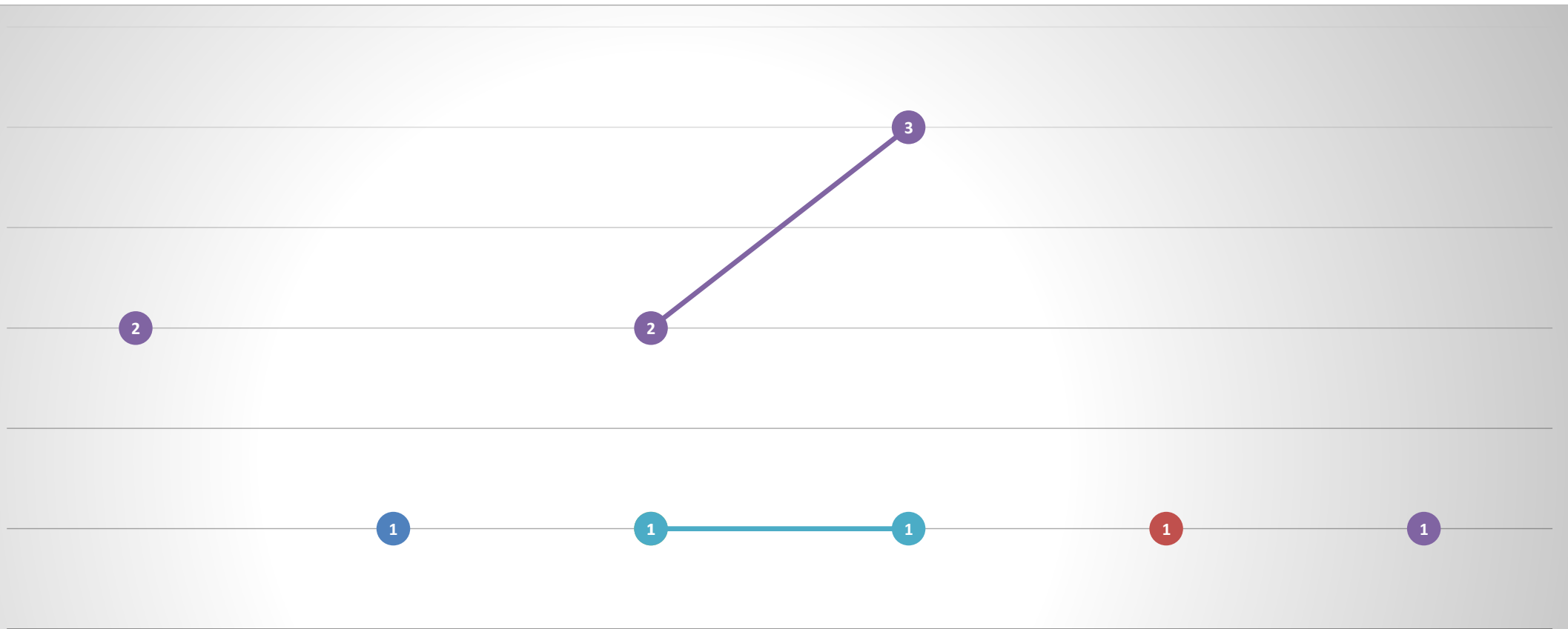
## Heights

## Task

## Force



# Rimrock Offenses: Rolling 6-Month Totals



|                     | October 2019 | November 2019 | December 2019 | January 2020 | February 2020 | March 2020 |
|---------------------|--------------|---------------|---------------|--------------|---------------|------------|
| ASSAULT             |              | 1             |               |              |               |            |
| BURGLARY, RESIDENCE |              |               |               |              | 1             |            |
| DRUGS               |              |               | 1             |              |               |            |
| DUI/AGG DUI         | 2            |               | 2             | 3            |               | 1          |
| MV THEFT            |              |               | 1             | 1            |               |            |

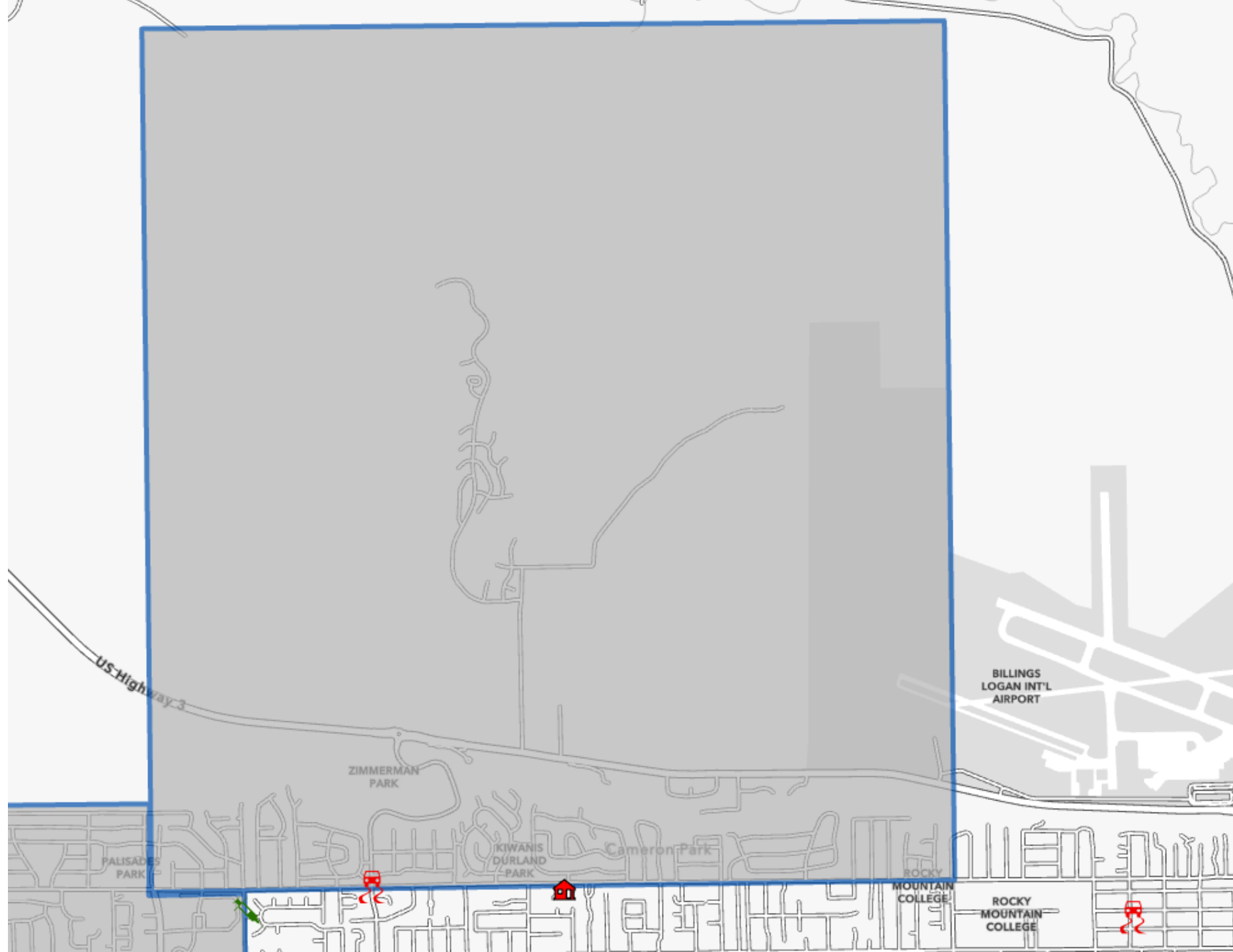
# Offenses

## March

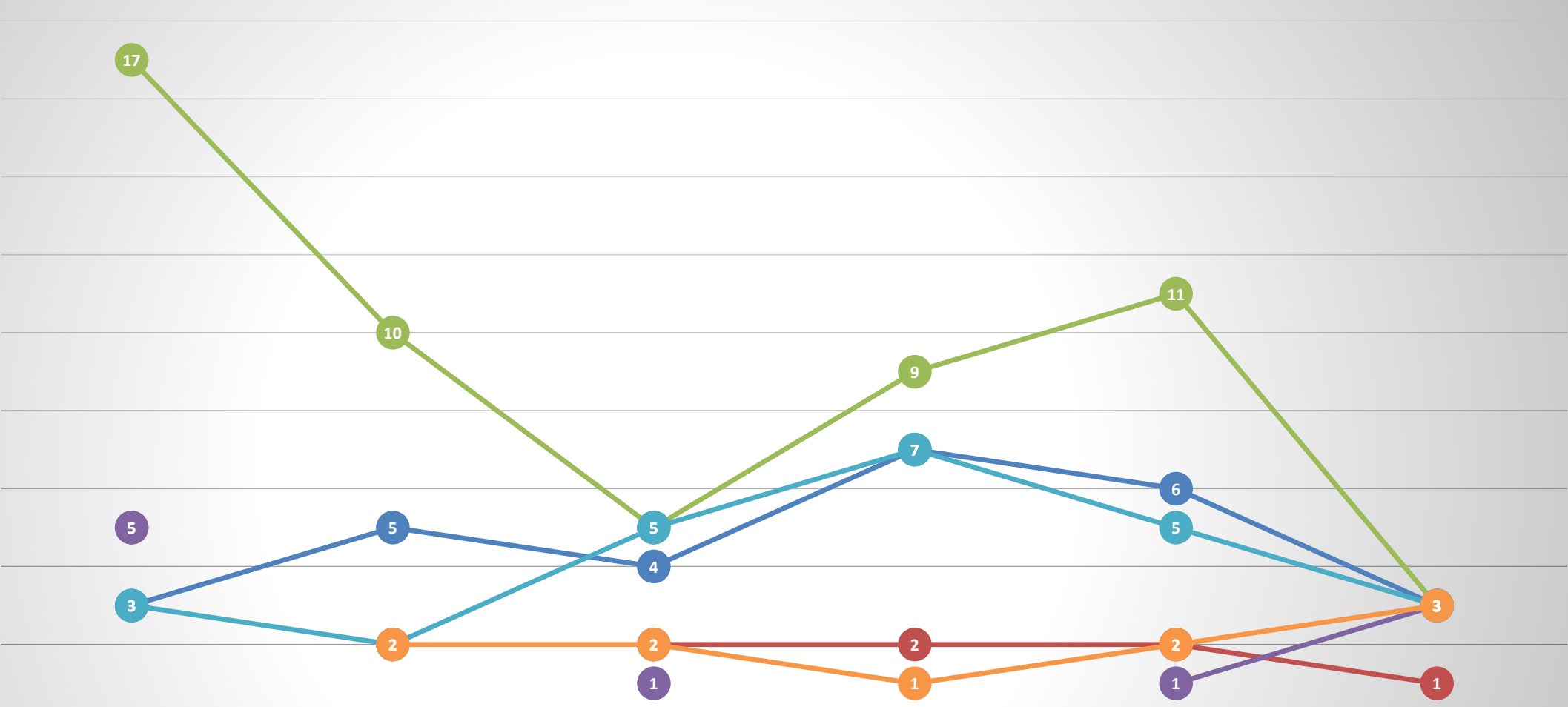
### 2020:

#### Rimrock

#### Task Force

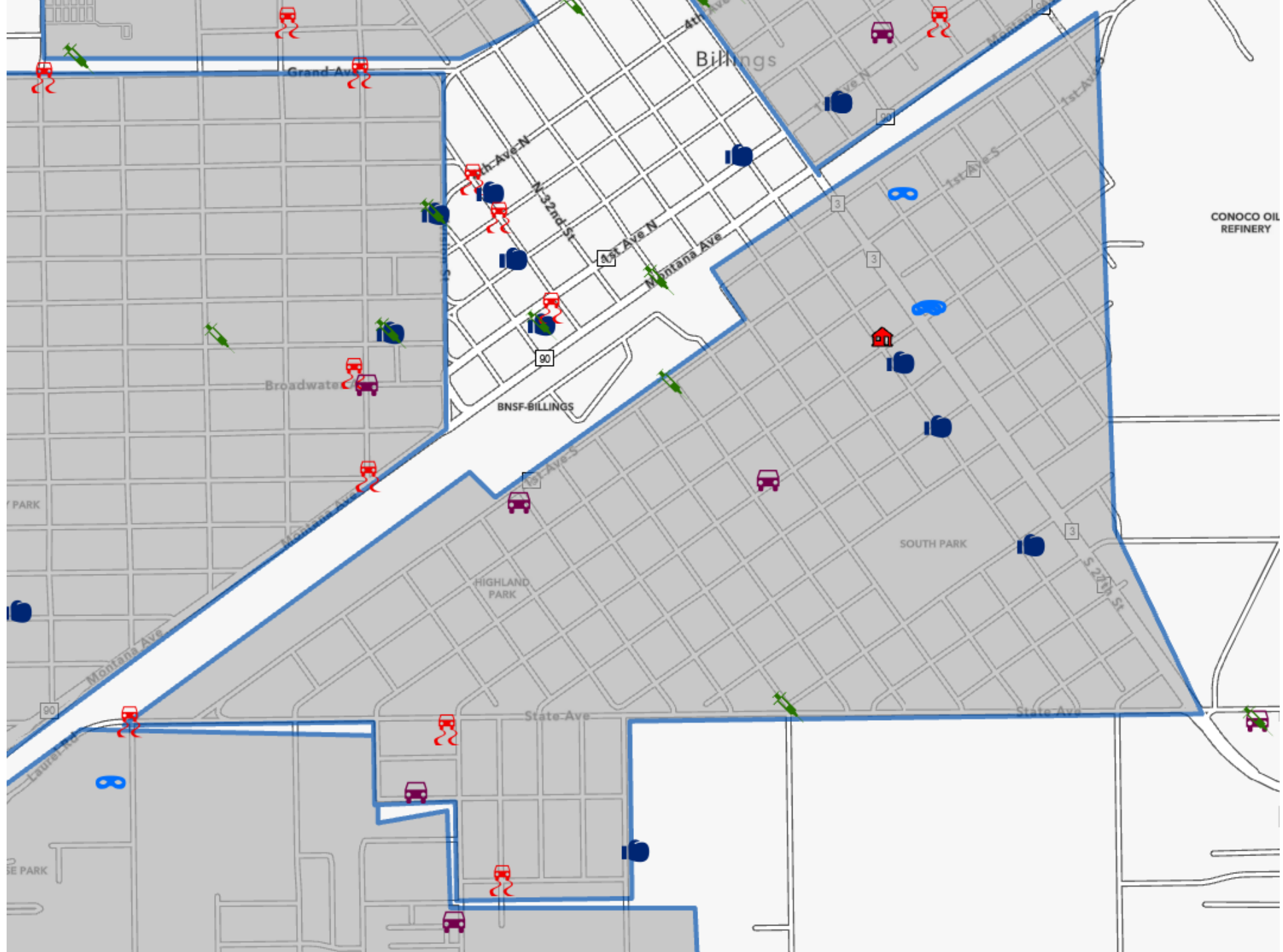


# South Side Offenses: Rolling 6-Month Totals

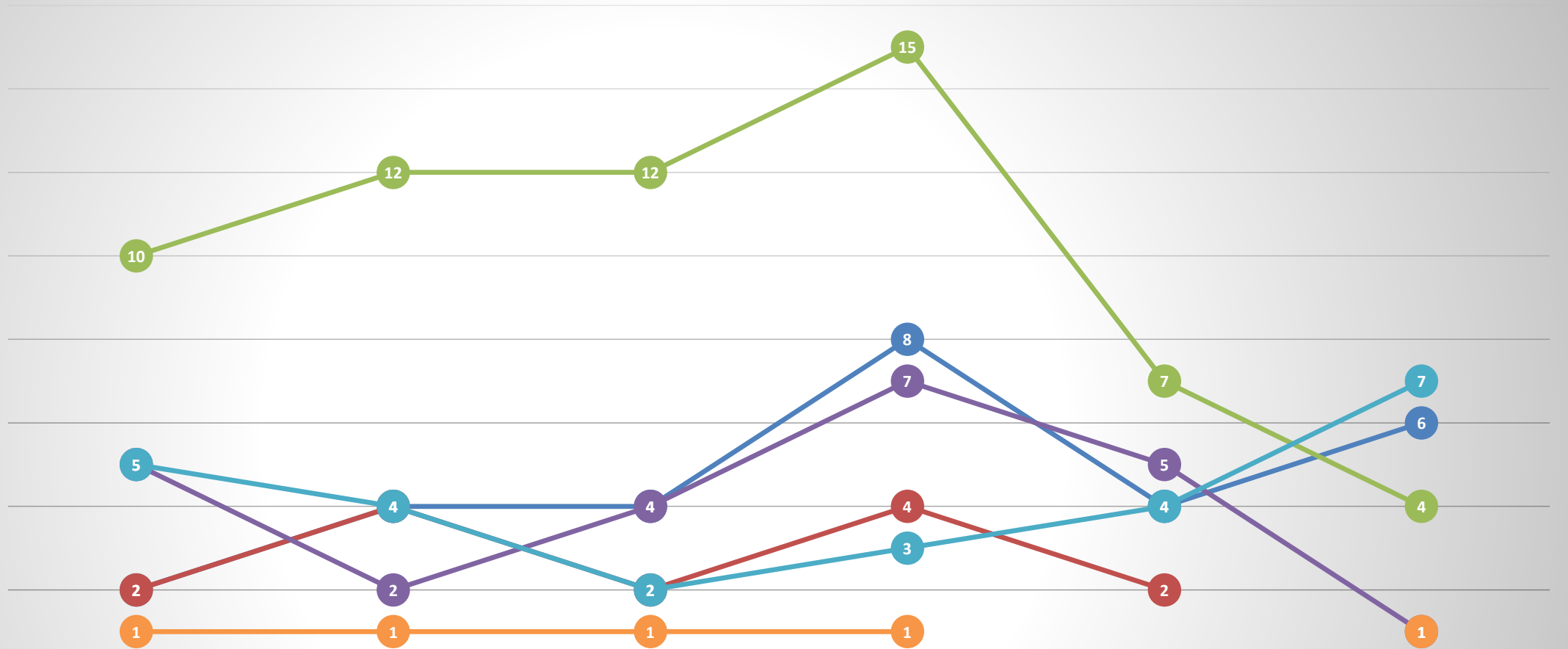


|                     | October 2019 | November 2019 | December 2019 | January 2020 | February 2020 | March 2020 |
|---------------------|--------------|---------------|---------------|--------------|---------------|------------|
| ASSAULT             | 3            | 5             | 4             | 7            | 6             | 3          |
| BURGLARY, RESIDENCE | 5            | 2             | 2             | 2            | 2             | 1          |
| DRUGS               | 17           | 10            | 5             | 9            | 11            | 3          |
| DUI/AGG DUI         | 5            | 1             | 1             | 1            | 1             | 3          |
| MV THEFT            | 3            | 2             | 5             | 7            | 5             | 3          |
| ROBBERY             | 2            | 2             | 2             | 1            | 2             | 3          |

# Offenses March 2020: Southside Task Force



# Southwest Corridor Offenses: Rolling 6-Month Totals



|                     | October 2019 | November 2019 | December 2019 | January 2020 | February 2020 | March 2020 |
|---------------------|--------------|---------------|---------------|--------------|---------------|------------|
| ASSAULT             | 2            | 4             | 4             | 8            | 4             | 6          |
| BURGLARY, RESIDENCE | 2            | 4             | 2             | 4            | 2             |            |
| DRUGS               | 10           | 12            | 12            | 15           | 7             | 4          |
| DUI/AGG DUI         | 5            | 2             | 4             | 7            | 5             | 1          |
| MV THEFT            | 5            | 4             | 2             | 3            | 4             | 7          |
| ROBBERY             | 1            | 1             | 1             | 1            |               | 1          |

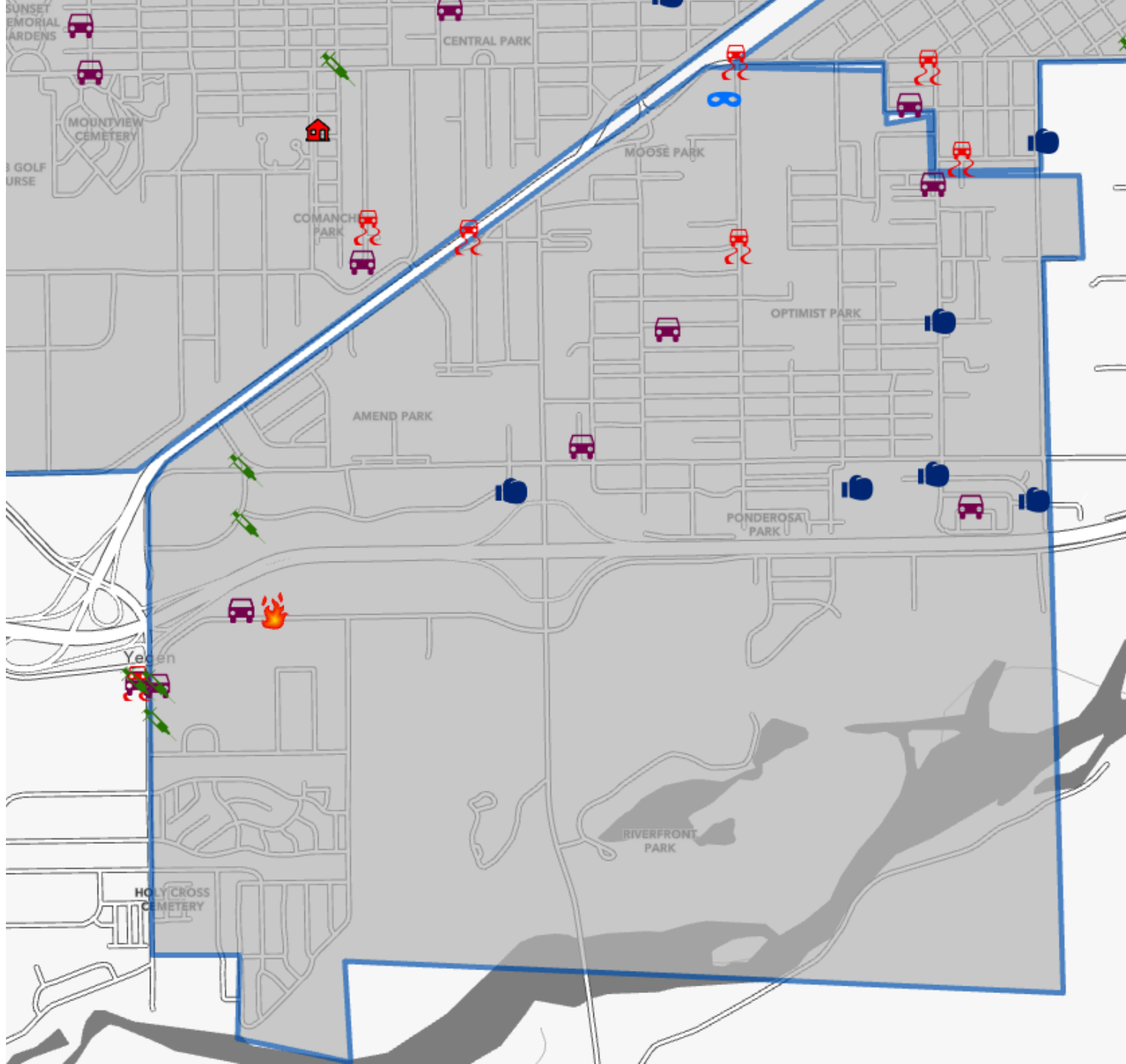
# Offenses

## March 2020:

### Southwest

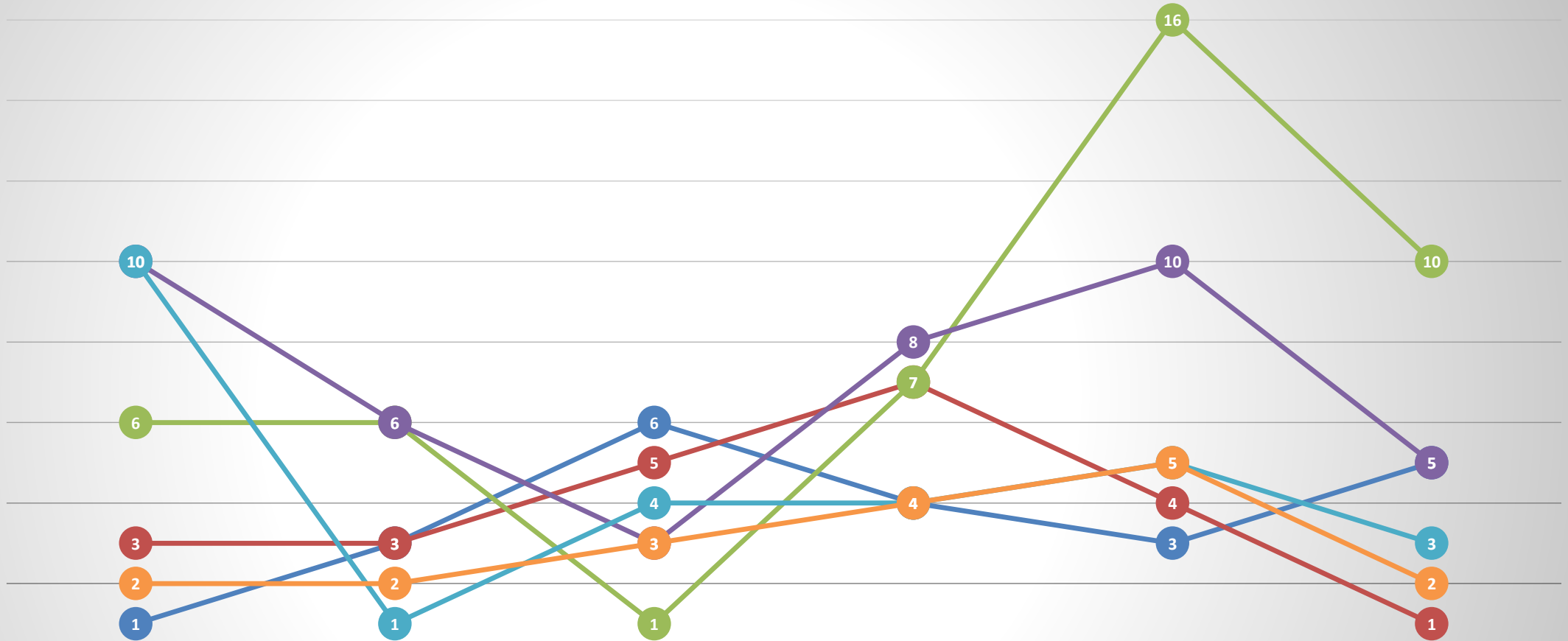
### Corridor Task

### Force





# West End Offenses: Rolling 6-Month Totals



|                     | October 2019 | November 2019 | December 2019 | January 2020 | February 2020 | March 2020 |
|---------------------|--------------|---------------|---------------|--------------|---------------|------------|
| ASSAULT             | 1            | 3             | 6             | 4            | 3             | 5          |
| BURGLARY, RESIDENCE | 3            | 3             | 5             | 7            | 4             | 1          |
| DRUGS               | 6            | 6             | 1             | 7            | 16            | 10         |
| DUI/AGG DUI         | 10           | 6             | 3             | 8            | 10            | 5          |
| MV THEFT            | 10           | 1             | 4             | 4            | 5             | 3          |
| ROBBERY             | 2            | 2             | 3             | 4            | 5             | 2          |



Offenses  
March  
2020:  
West End  
Task Force

